



US00D528689S

(12) **United States Design Patent**
Opolka

(10) **Patent No.:** **US D528,689 S**

(45) **Date of Patent:** **** Sep. 19, 2006**

(54) **CARABINER-HOOK FLASHLIGHT**

D503,005 S * 3/2005 Fujita D26/37
D515,719 S * 2/2006 Shiu D26/37
D516,738 S * 3/2006 Lin D26/37
D517,582 S * 3/2006 Oas D16/135

(75) **Inventor:** **Rainer Opolka**, Solingen (DE)

(73) **Assignee:** **Zweibruder Optoelectronics GmbH**,
Solingen (DE)

(**) **Term:** **14 Years**

* cited by examiner

Primary Examiner—Marcus A. Jackson

(74) *Attorney, Agent, or Firm*—Andrew Wilford

(21) **Appl. No.:** **29/232,036**

(22) **Filed:** **Jun. 14, 2005**

(30) **Foreign Application Priority Data**

Dec. 20, 2004 (EM) 000269220

(51) **LOC (8) Cl.** **26-02**

(52) **U.S. Cl.** **D26/37**

(58) **Field of Classification Search** D26/37-50;
362/157, 158, 171-174, 183-208

See application file for complete search history.

(56) **References Cited**

U.S. PATENT DOCUMENTS

D452,926 S * 1/2002 Wu D26/39

(57) **CLAIM**

The ornamental design for a carabiner-hook flashlight, as shown.

DESCRIPTION

FIG. 1 is a front and right-side perspective view of a carabiner-hook flashlight showing my new design;

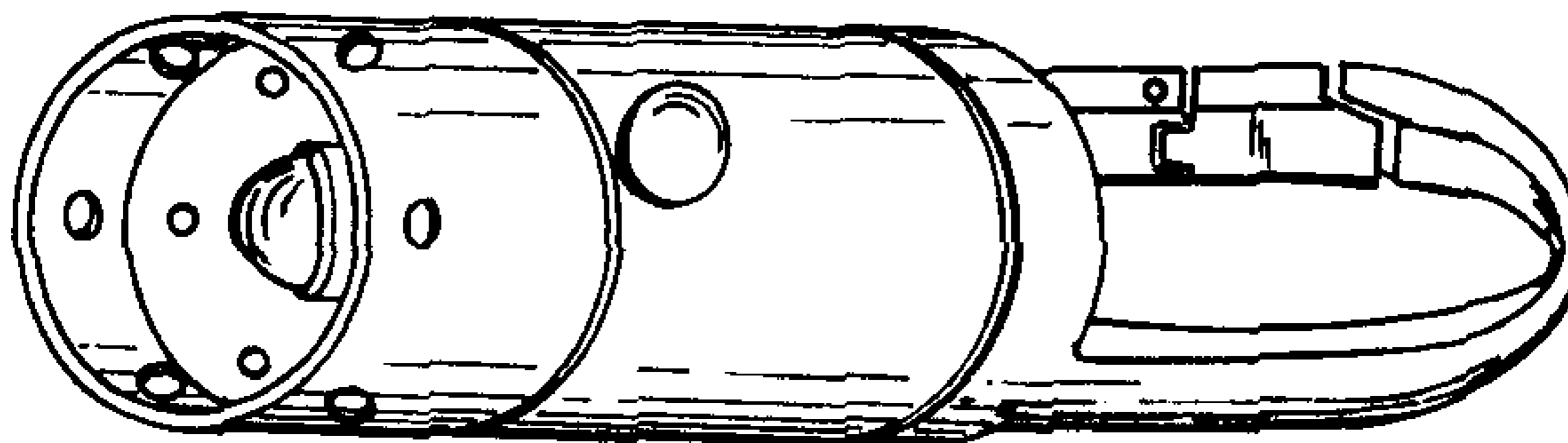
FIG. 2 is a rear and left-side perspective view thereof;

FIG. 3 is a bottom, front and right-side perspective view thereof;

FIG. 4 is a top view thereof; and,

FIG. 5 is a bottom view thereof.

1 Claim, 4 Drawing Sheets






FIG.1




FIG. 2




FIG. 3

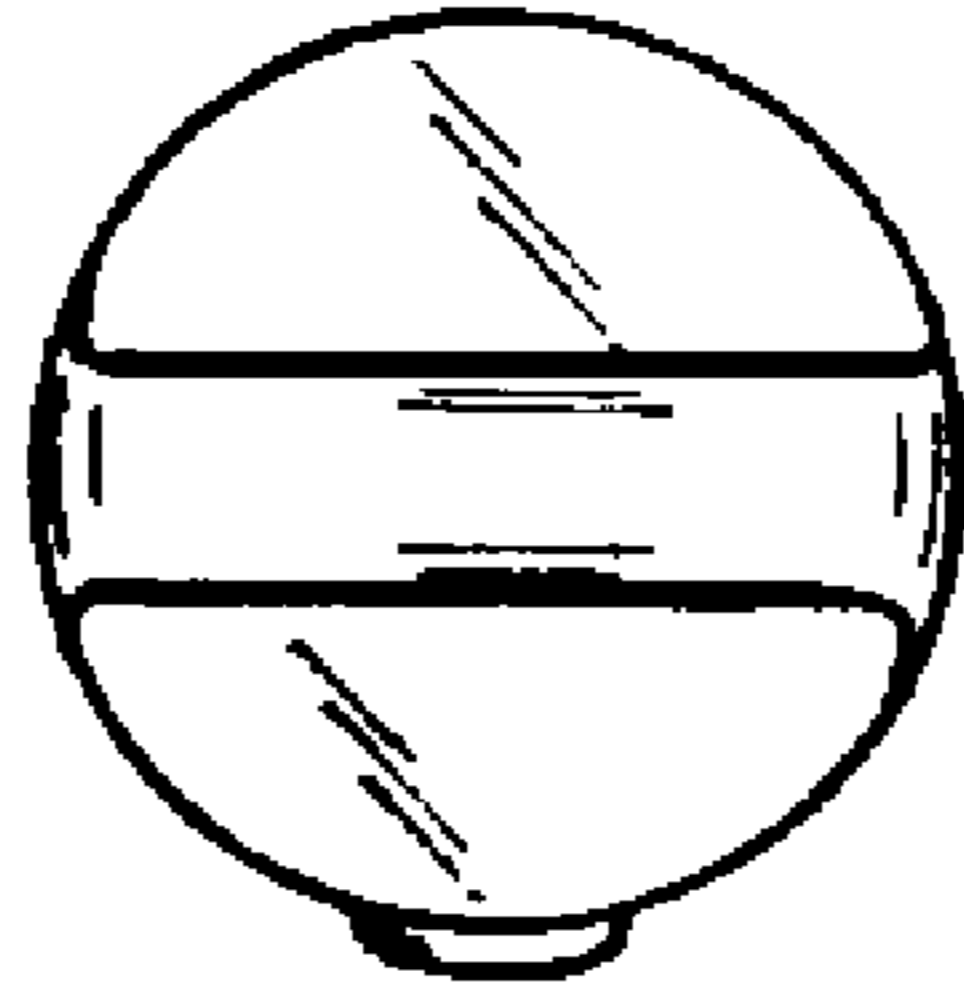


FIG. 4

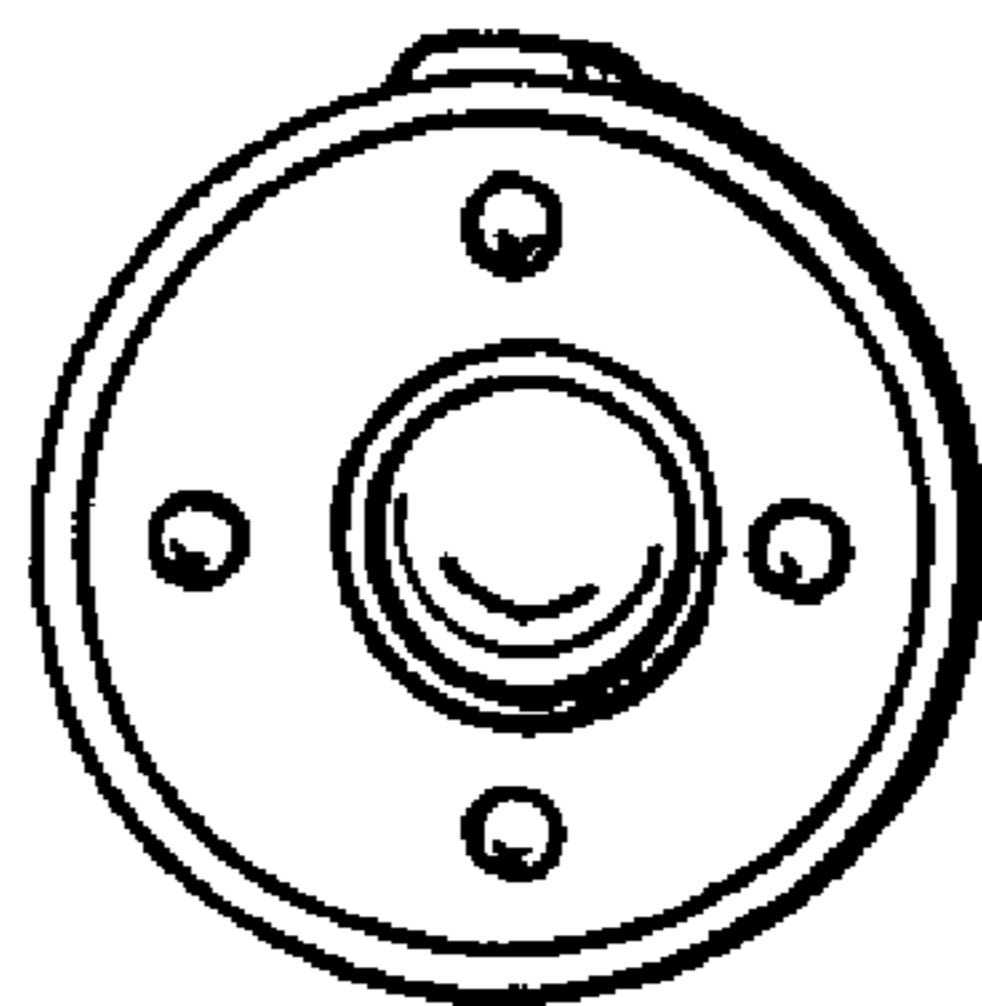


FIG. 5