



US00D528687S

(12) **United States Design Patent**  
**Kato**

(10) **Patent No.:** **US D528,687 S**

(45) **Date of Patent:** **\*\* Sep. 19, 2006**

(54) **FRONT COMBINATION LAMP FOR AN  
AUTOMOBILE**

D488,574 S \* 4/2004 Eto ..... D26/28  
D501,941 S \* 2/2005 Abe ..... D26/28

(75) Inventor: **Chiaki Kato**, Wako (JP)

FOREIGN PATENT DOCUMENTS

(73) Assignee: **Honda Motor Co., Ltd.**, Tokyo (JP)

JP 123214 3/2005

(\*\*) Term: **14 Years**

\* cited by examiner

(21) Appl. No.: **29/236,275**

*Primary Examiner*—Marcus A. Jackson

(22) Filed: **Aug. 15, 2005**

(74) *Attorney, Agent, or Firm*—Westerman, Hattori,  
Daniels & Adrian, LLP

(30) **Foreign Application Priority Data**

Feb. 16, 2005 (JP) ..... 2005-4159

(57) **CLAIM**

The ornamental design for, a front combination lamp for an  
automobile, as shown and described.

(51) **LOC (8) Cl.** ..... **26-06**

**DESCRIPTION**

(52) **U.S. Cl.** ..... **D26/28**

(58) **Field of Classification Search** ..... D26/28-36;  
362/459-468, 475-478, 485-487

See application file for complete search history.

FIG. 1 is a front elevation view of a front combination lamp  
for an automobile, showing our new design;  
FIG. 2 is a top plan view thereof;  
FIG. 3 is a left side elevation view thereof; and,  
FIG. 4 is a perspective view thereof.  
The broken in the drawings is illustrative purposes only and  
forms no part of the claimed design.

(56) **References Cited**

U.S. PATENT DOCUMENTS

D481,254 S \* 10/2003 Lin ..... D26/28  
D486,254 S \* 2/2004 Kato et al. .... D26/28

**1 Claim, 4 Drawing Sheets**

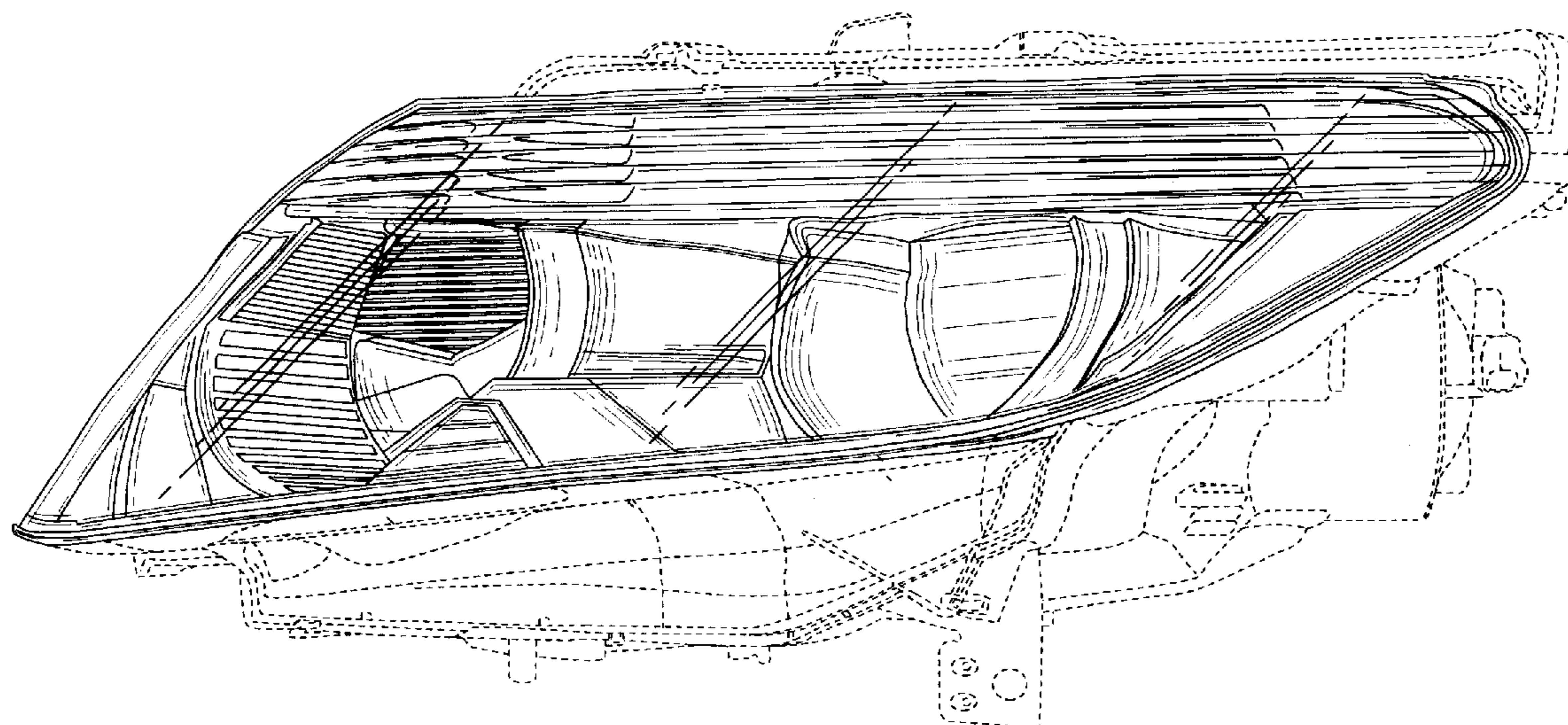


Fig.1

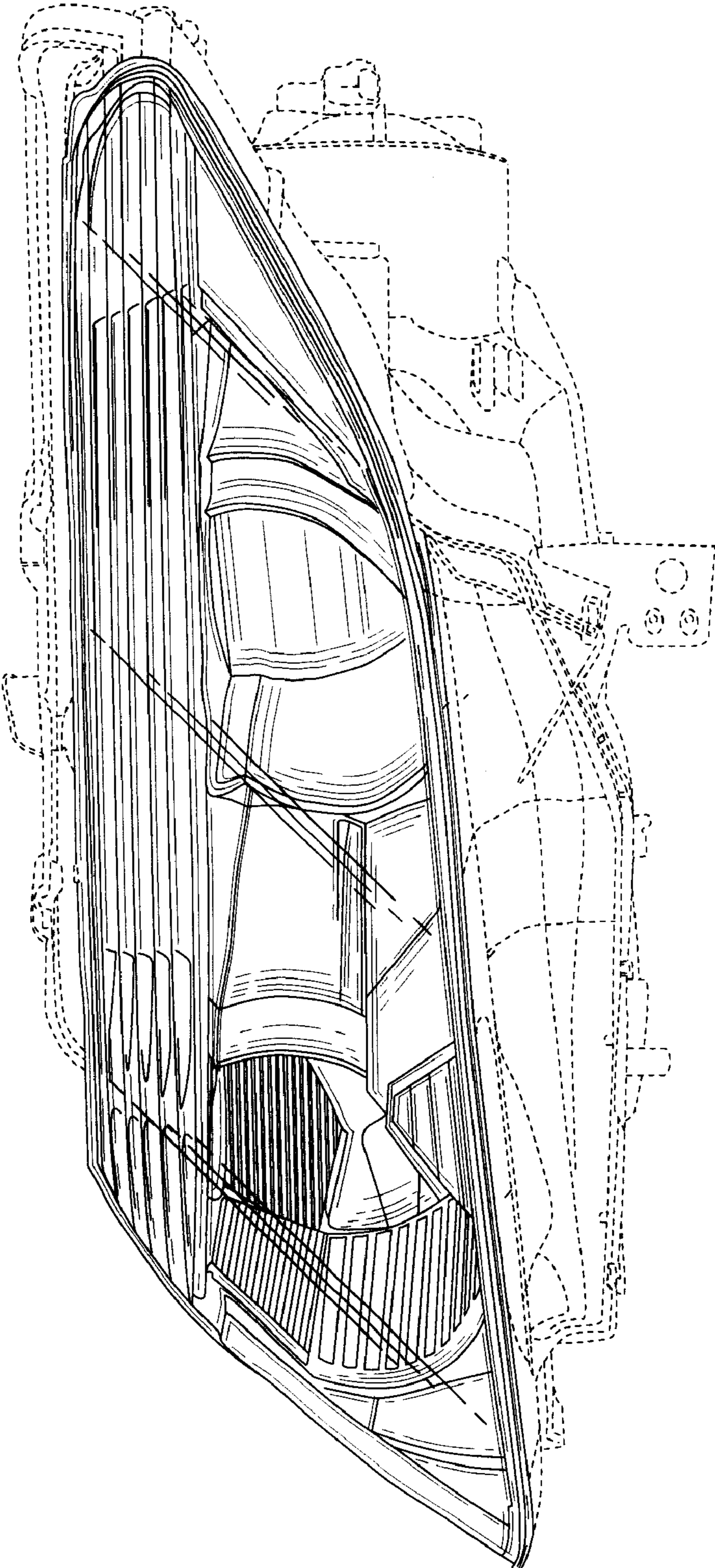


Fig.2

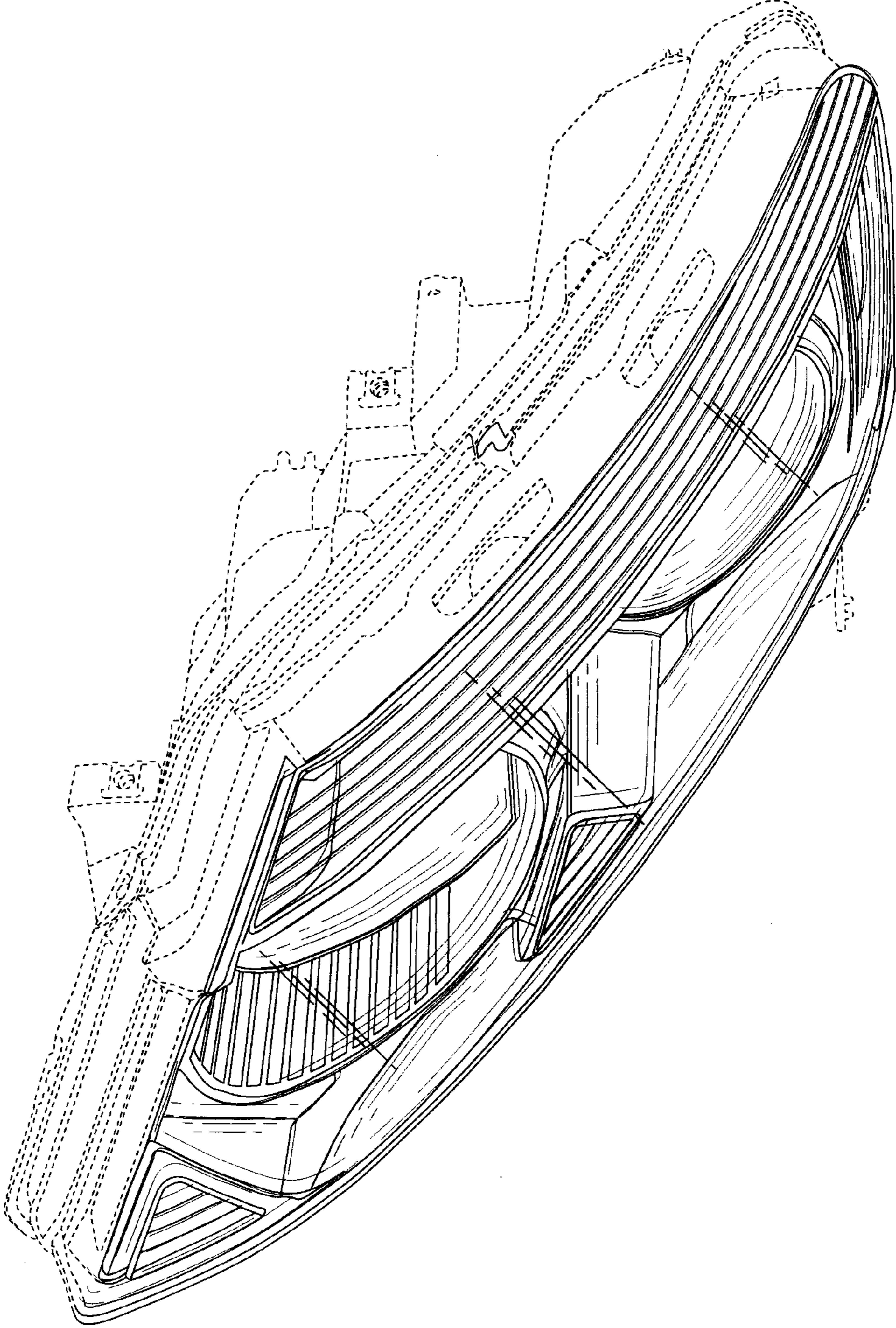


Fig.3

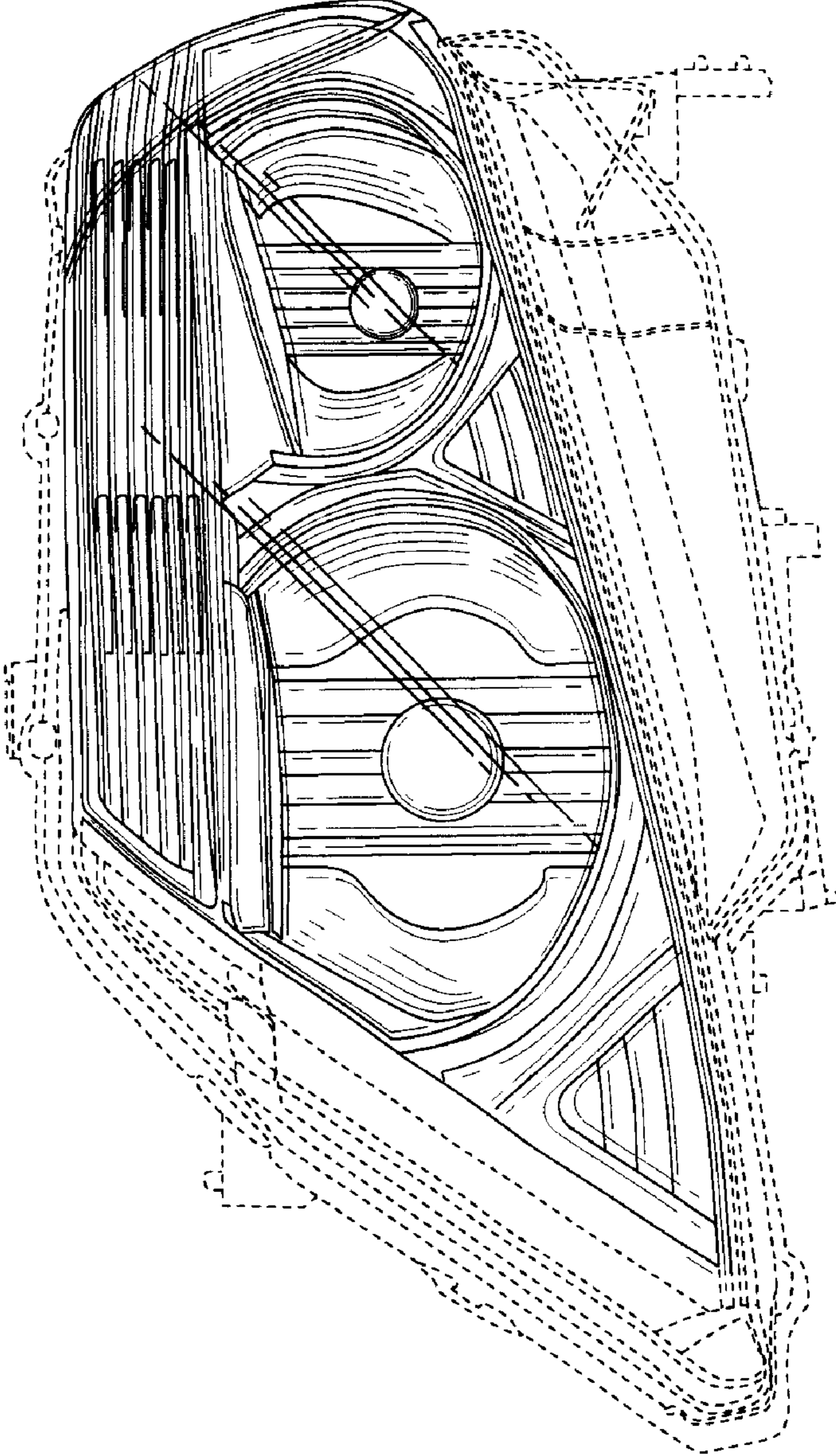


Fig.4

