



US00D528665S

(12) **United States Design Patent** (10) **Patent No.:** **US D528,665 S**  
**Lynch et al.** (45) **Date of Patent:** **\*\* Sep. 19, 2006**

(54) **DOOR FACING**

D495,061 S \* 8/2004 Lynch et al. .... D25/48

(75) Inventors: **Steven K. Lynch**, St. Charles, IL (US);  
**Jason M. Walsh**, Batavia, IL (US);  
**Mark Ruggie**, Franklin Park, IL (US)

\* cited by examiner

*Primary Examiner*—Doris Clark  
(74) *Attorney, Agent, or Firm*—Liniak, Berenato & White, LLC

(73) Assignee: **Masonite Corporation**, Tampa, FL (US)

(57) **CLAIM**

(\*\*) Term: **14 Years**

The ornamental design for a door facing, as shown and described.

(21) Appl. No.: **29/209,890**

**DESCRIPTION**

(22) Filed: **Jul. 23, 2004**

(51) **LOC (8) Cl.** ..... **25-02**

(52) **U.S. Cl.** ..... **D25/48; D25/138**

(58) **Field of Classification Search** ..... D25/48,  
D25/47, 138; 52/63, 64, 71, 455, 456, 457,  
52/458, 474, 762, 764, 782.1, 784.1; 428/45;  
49/501, 504

FIG. 1 is a front perspective view of our design;  
FIG. 2 is a front elevational view;  
FIG. 3 is a rear elevational view;  
FIG. 4 is a top plan view;  
FIG. 5 is a bottom plan view;  
FIG. 6 is a cross sectional view taken along the line 6—6 of FIG. 2 and viewed in the direction of the arrows;  
FIG. 7 is an enlarged fragmentary cross sectional view taken from FIG. 6;  
FIG. 8 is a left side elevational view;  
FIG. 9 is a right side elevational view; and,  
FIG. 10 is a cross sectional view taken along the line 10—10 of FIG. 2 and viewed in the direction of the arrows.

See application file for complete search history.

(56) **References Cited**

**U.S. PATENT DOCUMENTS**

D366,939 S \* 2/1996 Schafernak ..... D25/48  
D385,966 S \* 11/1997 Katoh ..... D25/48

**1 Claim, 6 Drawing Sheets**

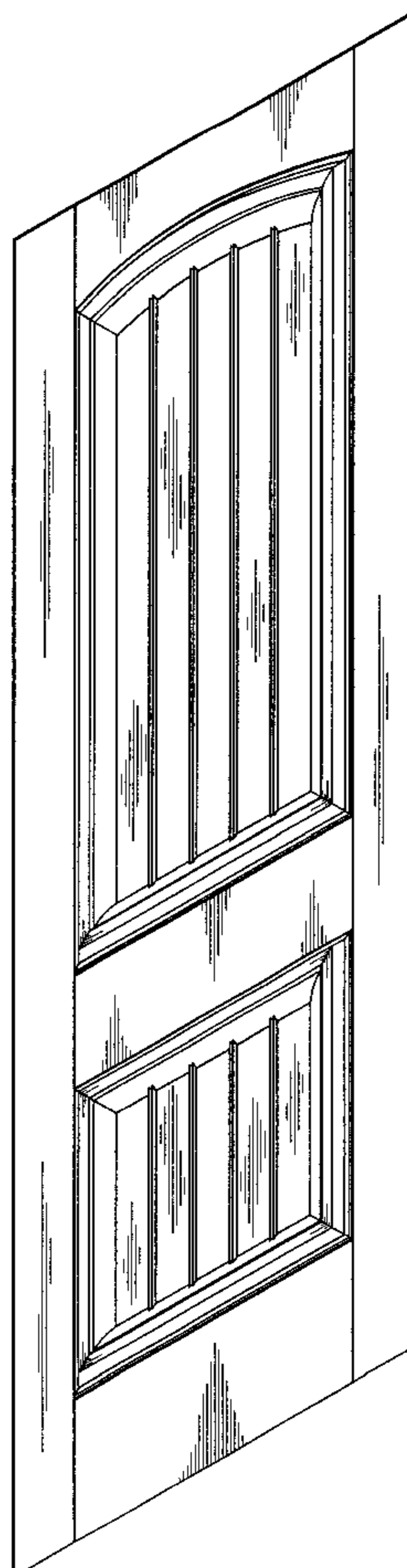
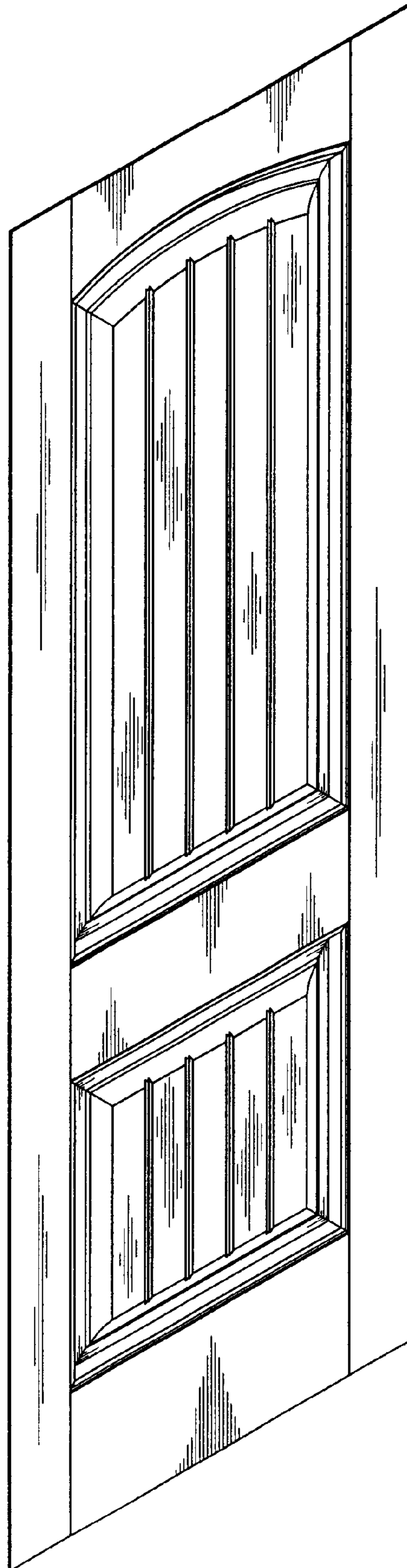


Fig. 1



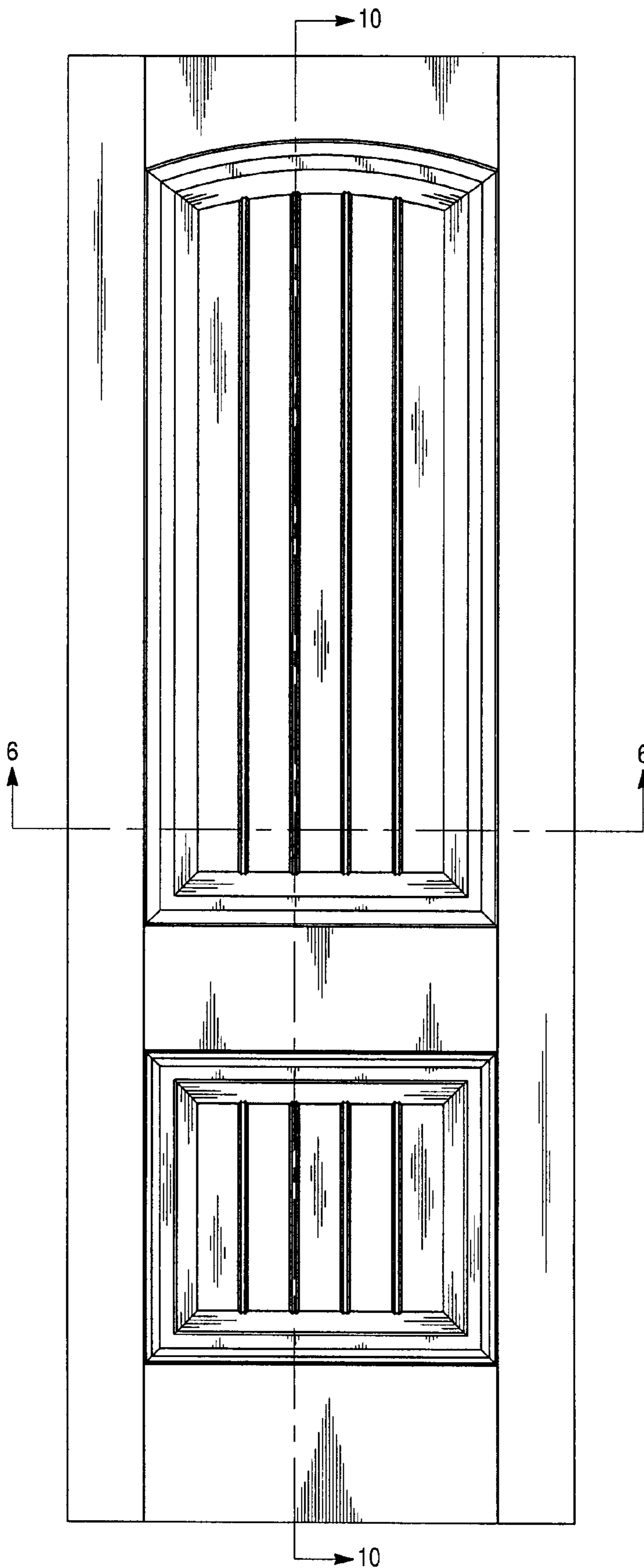


Fig. 2

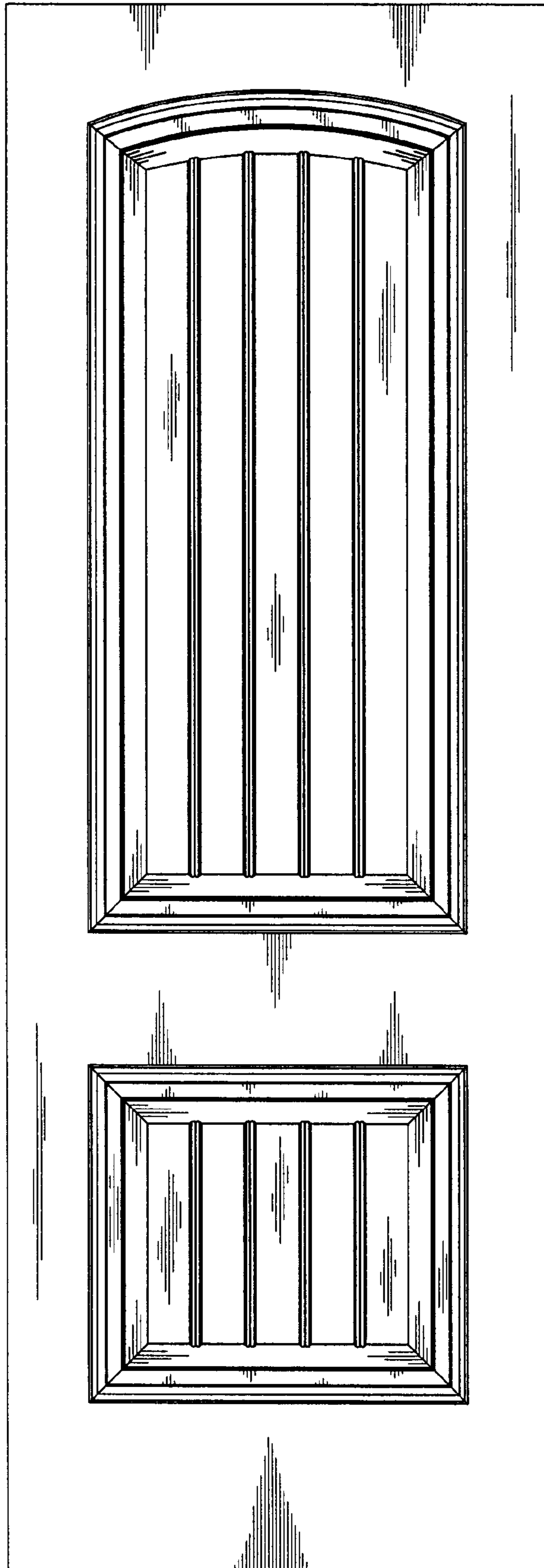


Fig. 3

Fig. 4

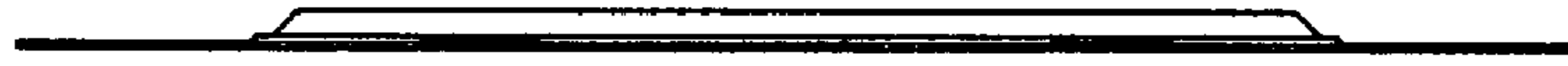


Fig. 5

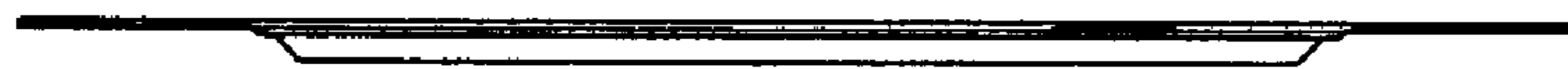


Fig. 6




Fig. 7

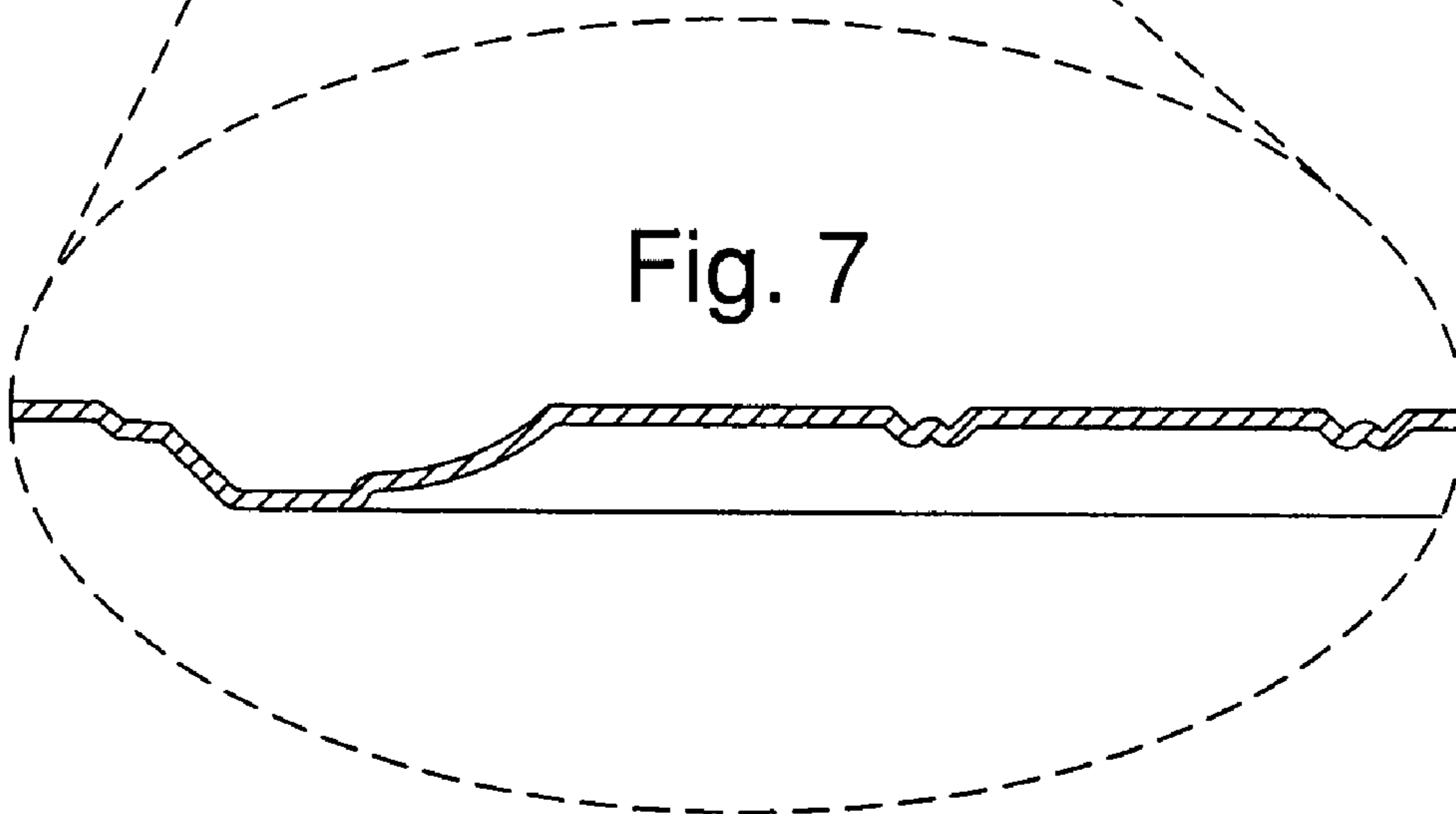


Fig. 8



Fig. 9



Fig. 10

