



US00D528664S

(12) **United States Design Patent** (10) **Patent No.:** **US D528,664 S**
Lynch et al. (45) **Date of Patent:** **** Sep. 19, 2006**

(54) **DOOR FACING**

5,367,844 A * 11/1994 Diedrich 52/239
6,224,175 B1 * 5/2001 Schmidt 312/204

(75) Inventors: **Steven K. Lynch**, St. Charles, IL (US);
Jason M. Walsh, Batavia, IL (US);
Mark Ruggie, Franklin Park, IL (US)

* cited by examiner

Primary Examiner—Doris Clark

(73) Assignee: **Masonite Corporation**, Tampa, FL
(US)

(74) *Attorney, Agent, or Firm*—Liniak, Berenato & White

(**) Term: **14 Years**

(57) **CLAIM**

The ornamental design for a door facing, as shown and described.

(21) Appl. No.: **29/209,886**

DESCRIPTION

(22) Filed: **Jul. 23, 2004**

(51) **LOC (8) Cl.** **25-02**

(52) **U.S. Cl.** **D25/48; D25/138**

(58) **Field of Classification Search** D25/48,
D25/47, 138; 52/63, 64, 71, 455, 456, 457,
52/458, 474, 762, 764, 782.1, 784.1; 428/45;
49/501, 504

FIG. 1 is a front perspective view of our design;
FIG. 2 is a front elevational view;
FIG. 3 is a rear elevational view;
FIG. 4 is a top plan view;
FIG. 5 is a bottom plan view;
FIG. 6 is a cross sectional view taken along the line 6—6 of
FIG. 2 and viewed in the direction of the arrows;
FIG. 7 is an enlarged fragmentary cross sectional view taken
from FIG. 6;
FIG. 8 is a left side elevational view;
FIG. 9 is a right side elevational view; and,
FIG. 10 is a cross sectional view taken along the line 10—10
of FIG. 2 and viewed in the direction of the arrows.

See application file for complete search history.

(56) **References Cited**

U.S. PATENT DOCUMENTS

1,107,369 A * 8/1914 Shelton 52/455
1,881,778 A * 10/1932 Madsen 52/97
D288,243 S * 2/1987 Tofani D25/48

1 Claim, 6 Drawing Sheets





Fig. 1



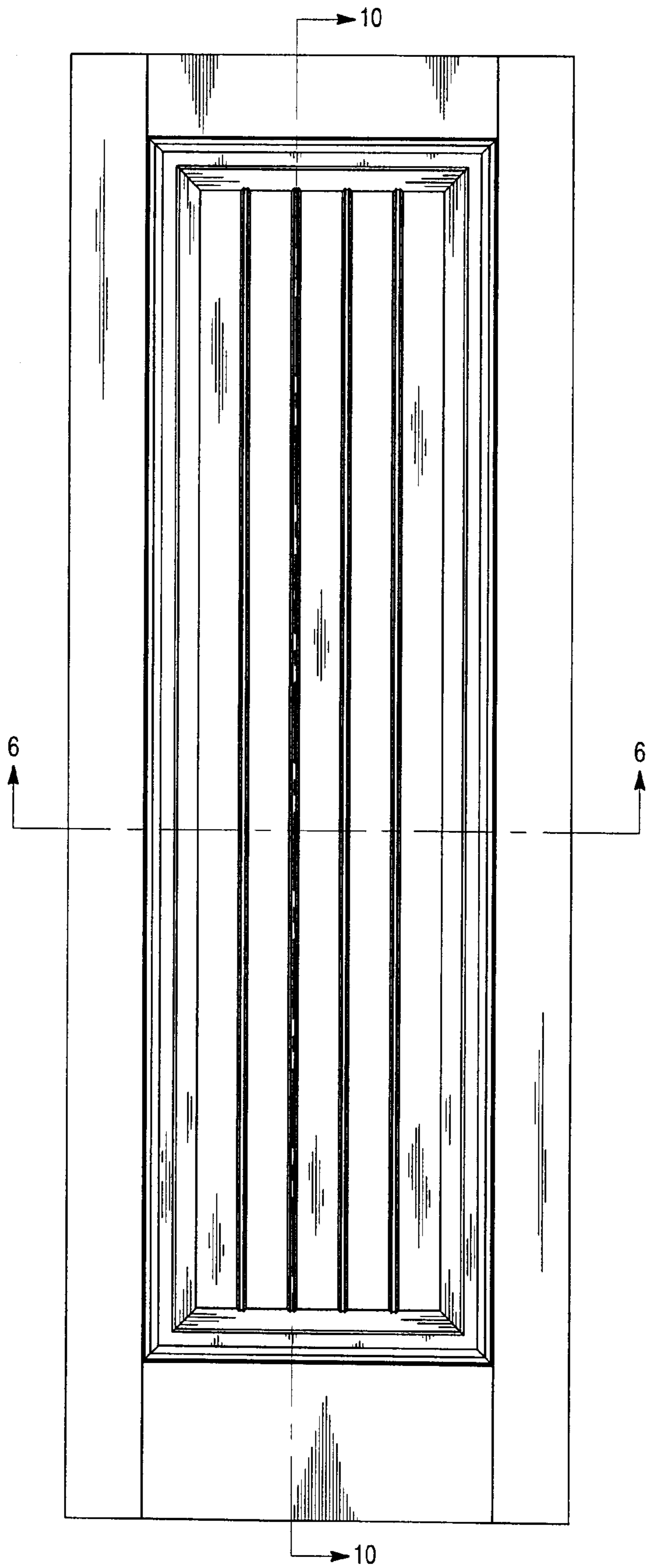


Fig. 2




Fig. 3

Fig. 4




Fig. 5




Fig. 6




Fig. 7

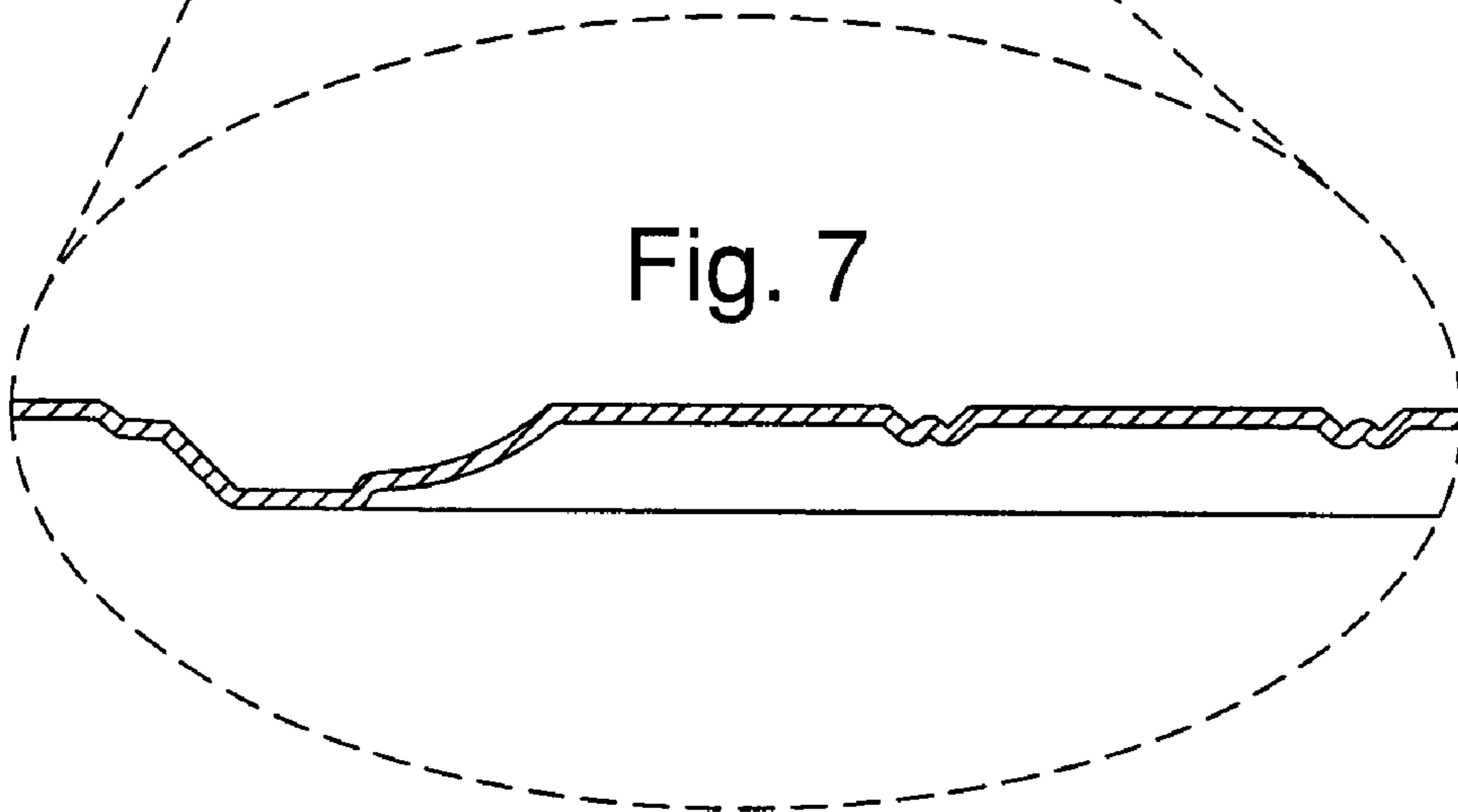


Fig. 8



Fig. 9



Fig. 10

