



US00D528658S

(12) **United States Design Patent**
Mueller et al.

(10) **Patent No.:** **US D528,658 S**

(45) **Date of Patent:** **** Sep. 19, 2006**

(54) **PAIR OF LIGHT ABSORBING STRIPS**

(75) Inventors: **Curtis F. Mueller**, Prairie du Sac, WI (US); **Mary Ann Stoikes**, Sauk City, WI (US)

(73) Assignee: **Mueller Sports Medicine, Inc.**, Prairie du Sac, WI (US)

(**) Term: **14 Years**

(21) Appl. No.: **29/199,007**

(22) Filed: **Feb. 6, 2004**

(51) **LOC (8) Cl.** **24-04**

(52) **U.S. Cl.** **D24/189**

(58) **Field of Classification Search** D24/189, D24/134, 135, 128; D20/11, 23, 24, 26, 36; D28/99; D29/105, 106; D5/63; 602/41-43; 40/359, 360, 638

See application file for complete search history.

4,060,643 A 11/1977 Blanks
 4,105,483 A 8/1978 Lin
 4,115,602 A 9/1978 Bullard
 4,122,847 A 10/1978 Craig
 4,162,542 A 7/1979 Frank
 4,169,169 A 9/1979 Kitabatake
 4,175,151 A 11/1979 Eppich et al.
 4,285,338 A 8/1981 Lemelson
 4,331,136 A 5/1982 Russell et al.
 4,522,864 A 6/1985 Humason et al.
 4,570,626 A 2/1986 Norris et al.
 4,594,276 A 6/1986 Relyea
 4,674,133 A 6/1987 Oschmer
 4,719,909 A 1/1988 Micchia et al.
 4,745,916 A 5/1988 Seber
 4,783,350 A 11/1988 DeMatteo et al.
 4,936,325 A 6/1990 Davis
 4,957,124 A 9/1990 Mooney

(Continued)

Primary Examiner—Louis S. Zarfes
Assistant Examiner—Daniel Yu
 (74) *Attorney, Agent, or Firm*—Rick L. Abegglen

(56) **References Cited**

U.S. PATENT DOCUMENTS

1,275,127 A 8/1918 Campbell
 1,528,282 A 3/1925 White
 1,532,238 A 4/1925 Farrell
 1,627,407 A 5/1927 Reese
 1,761,664 A 6/1930 Harris
 1,803,836 A 5/1931 Bihl
 1,811,804 A 6/1931 Poschel
 1,850,540 A 3/1932 Erickson
 2,033,139 A 3/1936 Jefferis
 2,234,657 A 3/1941 Smaldore
 2,239,040 A 4/1941 Holmes
 2,283,752 A 5/1942 Gonsett
 2,578,150 A 12/1951 Rathke
 2,842,142 A 7/1958 Peck
 2,851,805 A 9/1958 Allen
 2,896,615 A 7/1959 Szigeti
 2,941,916 A 6/1960 Akkeron
 3,068,863 A 12/1962 Bowman
 3,594,813 A 7/1971 Sanderson
 3,681,186 A 8/1972 Findlay et al.
 3,898,357 A 8/1975 Miller et al.

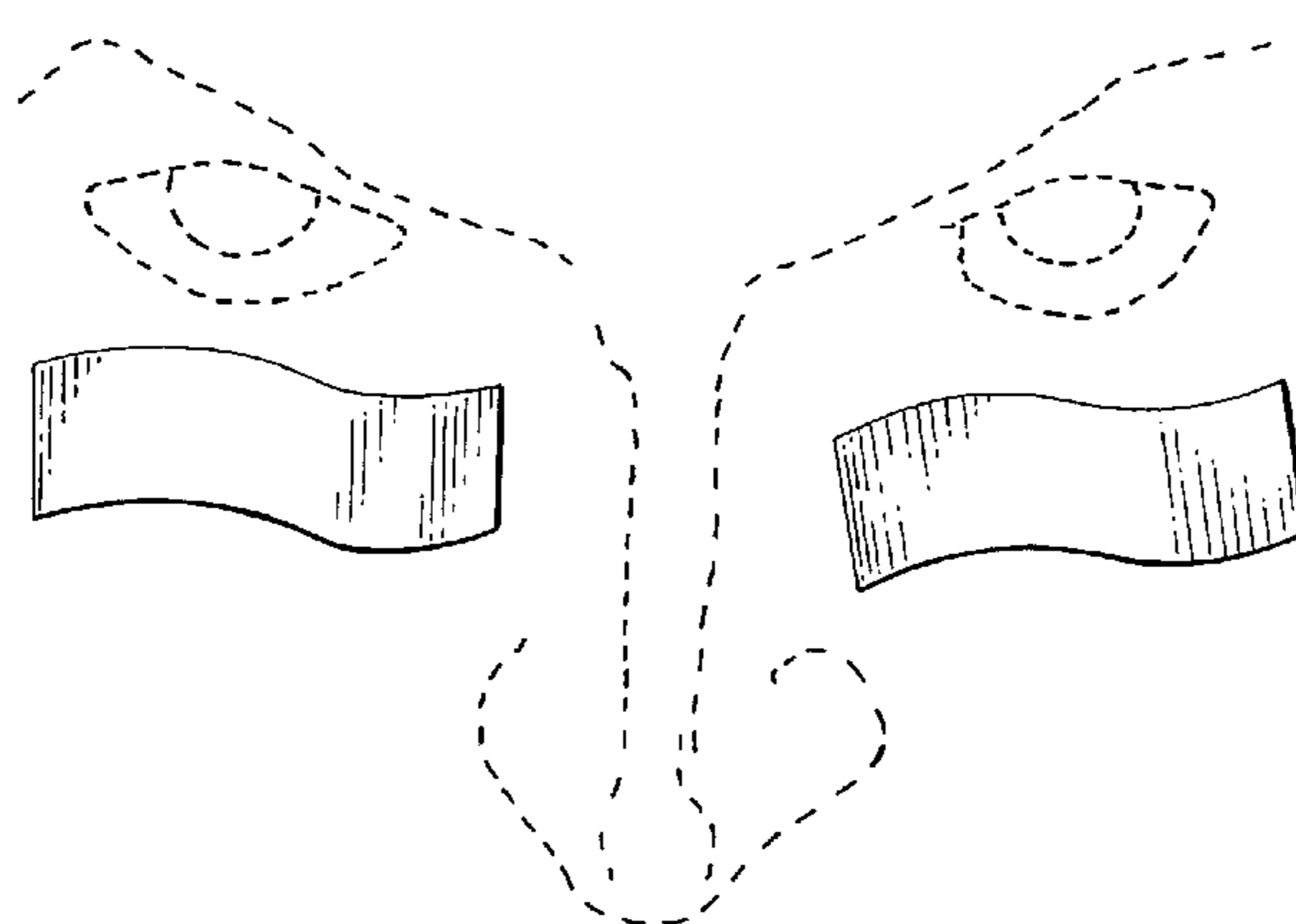
(57) **CLAIM**

We claim the ornamental design for a pair of light absorbing strips, as shown and described.

DESCRIPTION

FIG. 1 is a perspective view of pair of light absorbing strips showing my new design;
 FIG. 2 is a front plan view thereof;
 FIG. 3 is a bottom view thereof;
 FIG. 4 is a side view thereof taken from the left side of FIG. 2;
 FIG. 5 is a side view thereof taken from the right side of FIG. 2;
 FIG. 6 is a top view thereof; and,
 FIG. 7 is a back plan view.
 The ornamental design which is claimed is shown in solid lines in the drawings. The broken lines in the drawings are for illustrative purposes only and form no part of the claimed design.

1 Claim, 1 Drawing Sheet



US D528,658 S

Page 2

U.S. PATENT DOCUMENTS			
4,979,811	A	12/1990	Boyer
5,052,418	A	10/1991	Miller
5,186,190	A	2/1993	Hirzel
D355,489	S	2/1995	Almond
5,487,394	A	1/1996	Shiu et al.
5,533,499	A	7/1996	Johnson
5,533,503	A	7/1996	Doubek et al.
5,592,687	A	1/1997	Lajeunesse
5,609,150	A	3/1997	Maged
D382,911	S	* 8/1997	Magner et al. D20/22
5,653,224	A	8/1997	Johnson
5,682,607	A	11/1997	Klein
5,706,800	A	1/1998	Cronk et al.
5,711,026	A	1/1998	Kaltman et al.
5,718,224	A	2/1998	Muchin
5,752,524	A	5/1998	Corcoran
5,769,089	A	6/1998	Hand et al.
5,806,525	A	9/1998	Pope, Jr.
5,816,269	A	10/1998	Mohammed
D402,413	S	12/1998	Mibus et al.
D402,417	S	12/1998	Mibus et al.
5,842,469	A	12/1998	Rapp et al.
5,890,486	A	4/1999	Mitra et al.
5,918,600	A	7/1999	Durette
5,939,142	A	8/1999	Comiskey et al.
5,957,126	A	9/1999	Neeser
D414,813	S	* 10/1999	Browning D20/23
5,980,497	A	11/1999	Yavitz
D421,124	S	2/2000	Yavitz
D423,712	S	4/2000	Aoki et al.
D427,370	S	6/2000	Kalafsky et al.
D429,817	S	8/2000	Banks
6,096,154	A	8/2000	Comiskey et al.
D433,068	S	* 10/2000	Dunlap D20/22
6,131,208	A	10/2000	Banks
D434,524	S	11/2000	Kalfsky et al.
D441,081	S	4/2001	Mueller
6,238,362	B1	5/2001	Bracht
D444,561	S	7/2001	Stein
6,299,605	B1	10/2001	Ishida
6,320,094	B1	11/2001	Arnold et al.
6,350,338	B1	2/2002	Comiskey et al.

* cited by examiner

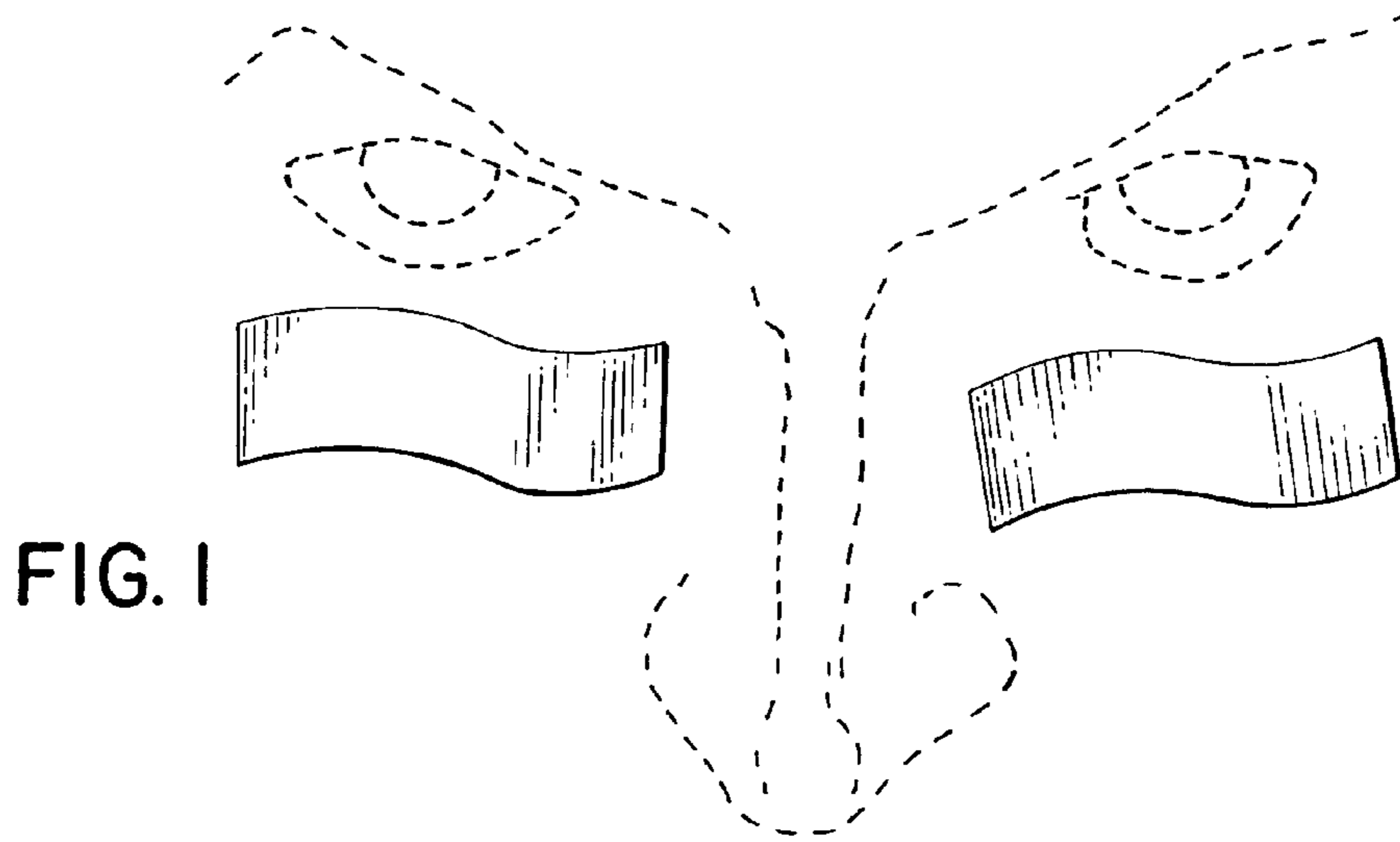


FIG. 1

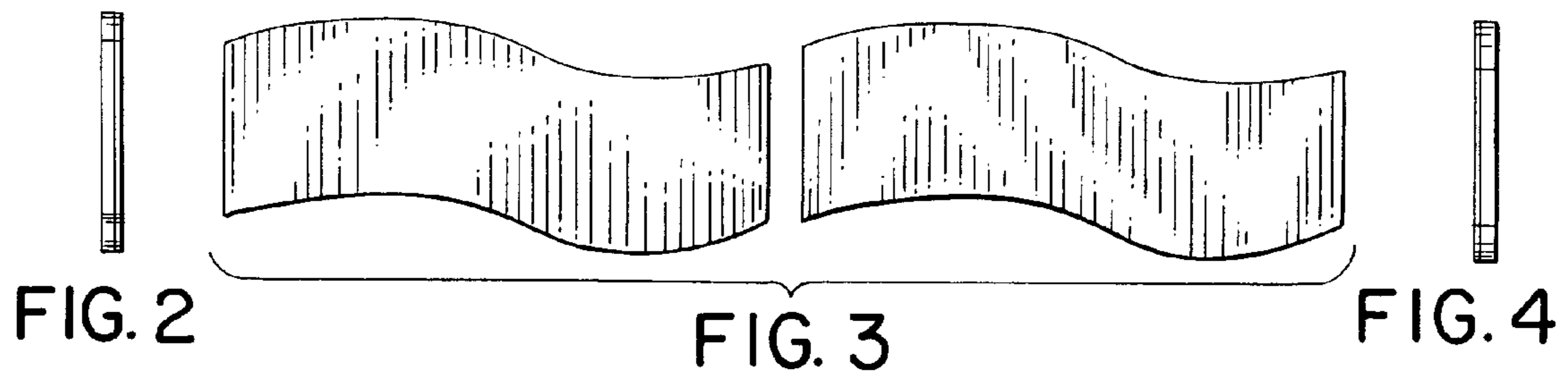


FIG. 2

FIG. 3

FIG. 4

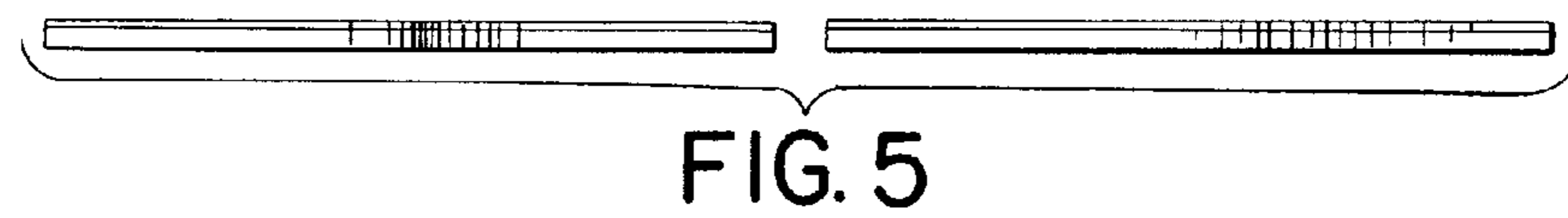


FIG. 5

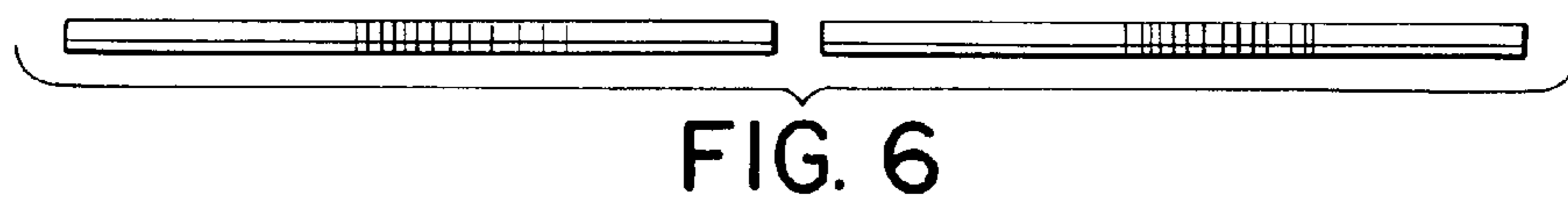


FIG. 6

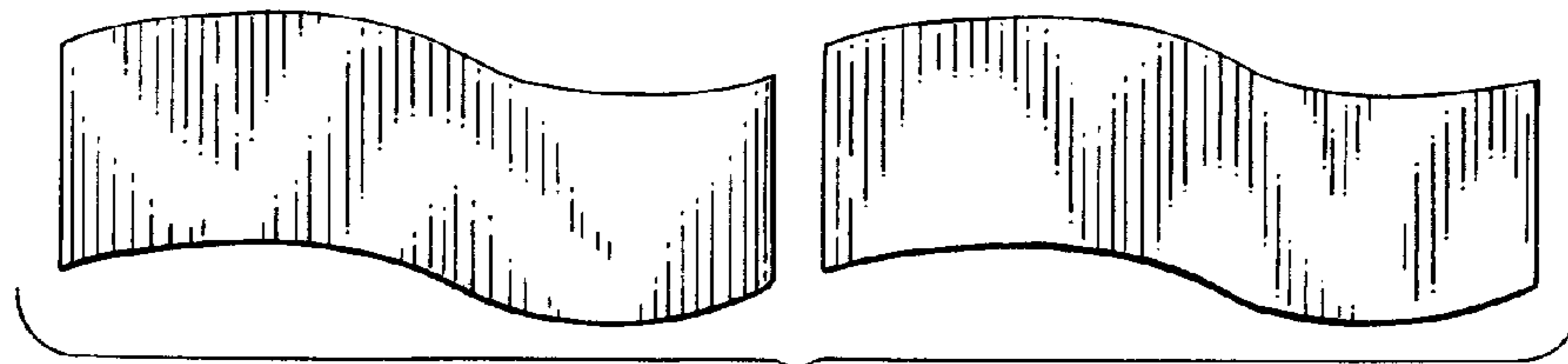


FIG. 7