



US00D528633S

(12) **United States Design Patent**
Bayer

(10) **Patent No.:** **US D528,633 S**

(45) **Date of Patent:** **** Sep. 19, 2006**

(54) **FAUCET**

(75) Inventor: **Michelle E. Bayer**, Benton Harbor, MI (US)

(73) Assignee: **Kohler Co.**, Kohler, WI (US)

(**) Term: **14 Years**

(21) Appl. No.: **29/207,964**

(22) Filed: **Jun. 22, 2004**

Related U.S. Application Data

(62) Division of application No. 29/179,527, filed on Apr. 10, 2003, now Pat. No. Des. 501,671.

(51) **LOC (8) Cl.** **23-01**

(52) **U.S. Cl.** **D23/238**

(58) **Field of Classification Search** D23/238-257;
4/675-678; 137/801

See application file for complete search history.

(56) **References Cited**

U.S. PATENT DOCUMENTS

D413,160 S	8/1999	Lord	D23/238
D432,635 S	10/2000	Spangler	D23/255
D476,396 S	6/2003	Hanna	D23/238

OTHER PUBLICATIONS

- 2001 Kohler catalog ad, p. 3.10, showing a "Coralais" faucet.
- 2001 Kohler catalog ad, p. 3.7, showing a "Fairfax" faucet.
- Undated Dornbracht catalog ad showing a wall-mounted lever handle.

Co-pending U.S. Appl. No. 29/174,476, filed Jan. 17, 2003.

Co-pending U.S. Appl. No. 29/174,523, filed Jan. 20, 2003.

Primary Examiner—Louis S. Zarfes

Assistant Examiner—Gregory Andoll

(74) *Attorney, Agent, or Firm*—Quarles & Brady LLP

(57) **CLAIM**

The ornamental design for a faucet, as shown and described.

DESCRIPTION

In a preferred embodiment, the nature of this product is as a handle for a plumbing fixture primarily useful for washing various objects.

FIG. 1 is a right, top, front perspective view of a faucet embodying my new design;

FIG. 2 is a right side elevational view thereof, the left side elevational view thereof being a mirror image of the right side shown;

FIG. 3 is a top plan view thereof;

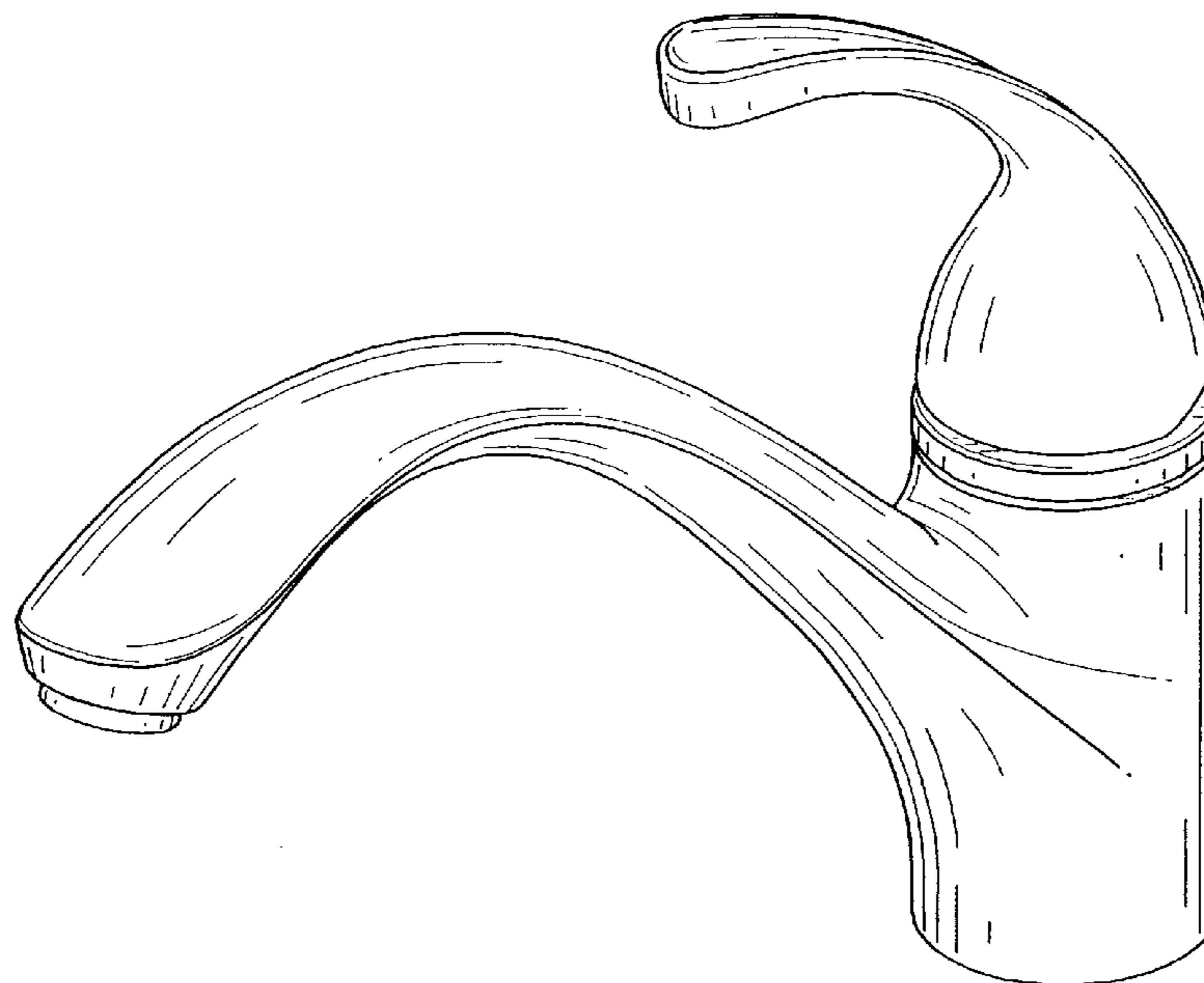
FIG. 4 is a front elevational view thereof;

FIG. 5 is a rear elevational view thereof; and,

FIG. 6 is a bottom plan view thereof.

The broken line representations of a hole in FIGS. 3 and 5 and of wall structure in FIG. 6, are for the purpose of illustration only, and form no part of the claimed design.

1 Claim, 2 Drawing Sheets



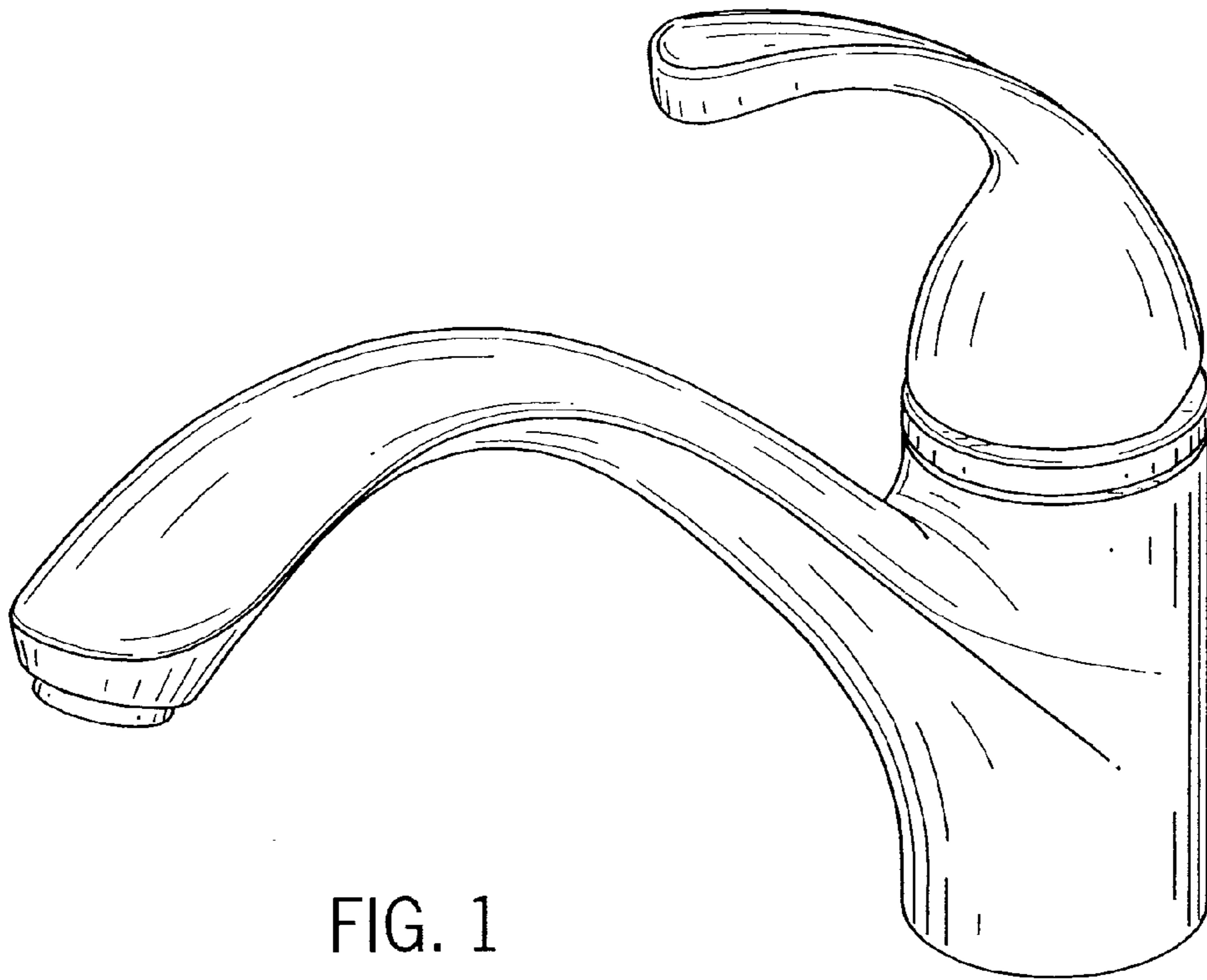


FIG. 1

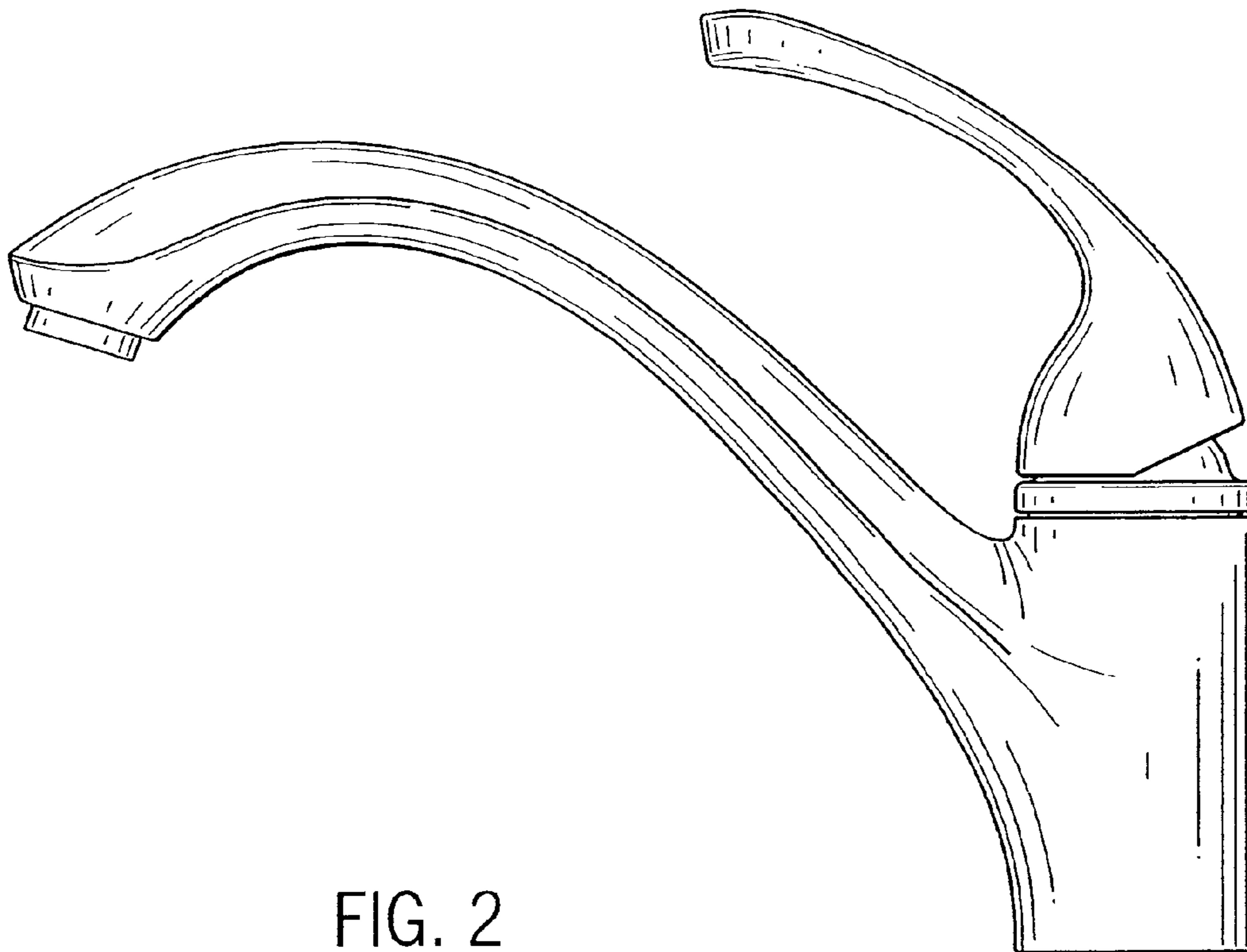


FIG. 2

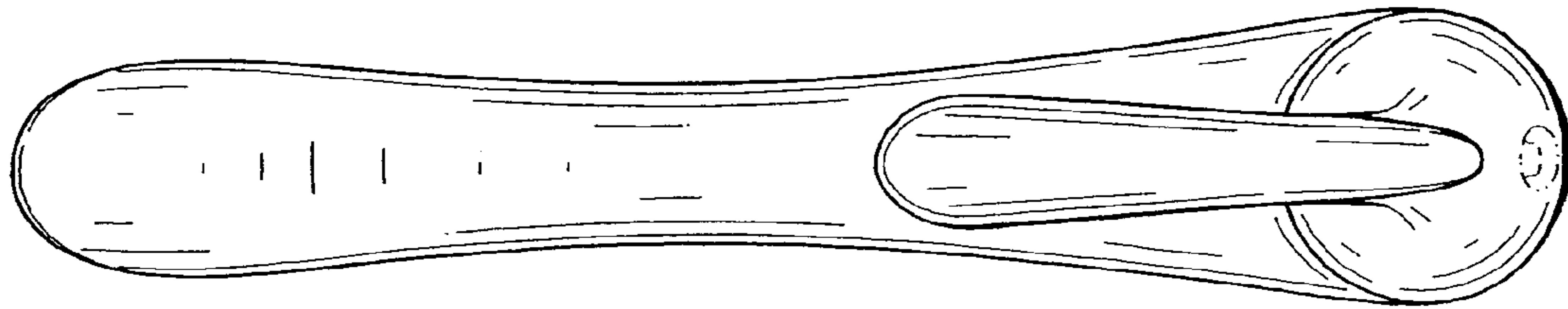


FIG. 3

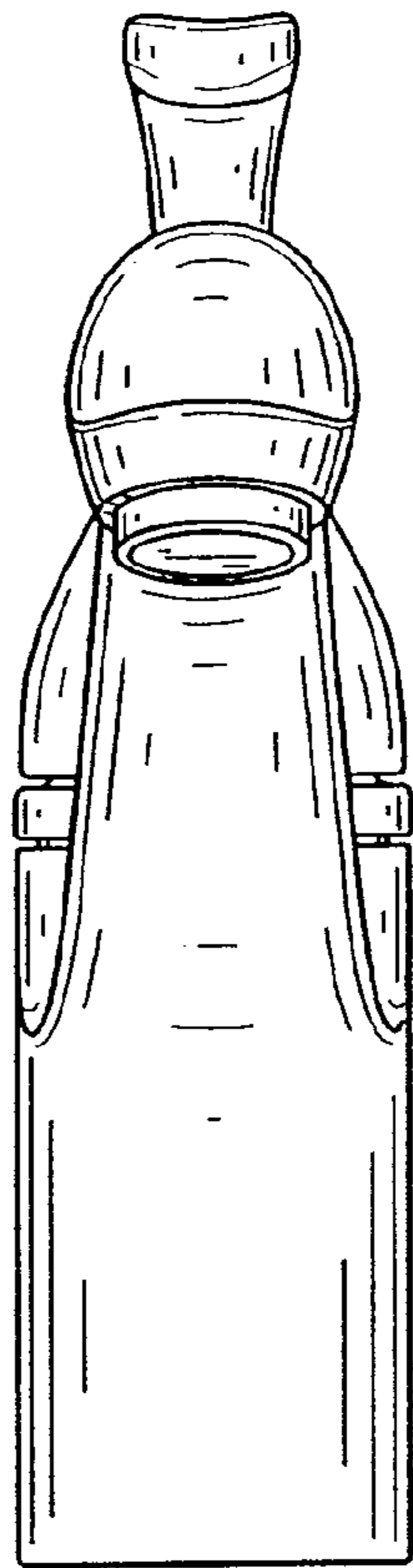


FIG. 4




FIG. 5

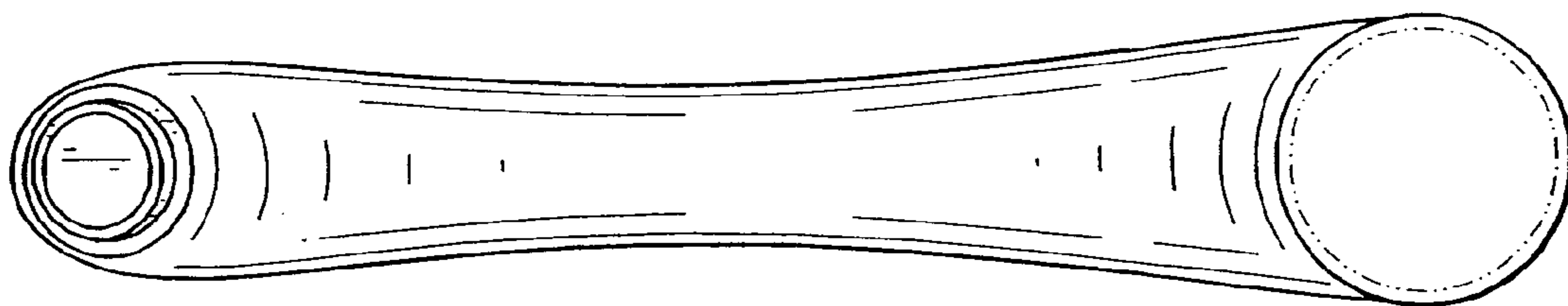


FIG. 6