

US00D528629S

(12) **United States Design Patent**
Fergus

(10) **Patent No.:** **US D528,629 S**

(45) **Date of Patent:** **** Sep. 19, 2006**

(54) **PORTION OF A JIG HEAD**

(76) Inventor: **Derek Fergus**, 668 Eisenhower Ct.,
Salem, OR (US) 97304

(**) Term: **14 Years**

(21) Appl. No.: **29/232,764**

(22) Filed: **Jun. 22, 2005**

(51) **LOC (8) Cl.** **22-05**

(52) **U.S. Cl.** **D22/144**

(58) **Field of Classification Search** D22/144,
D22/145, 126-133; 43/44.82, 44.83, 43.16,
43/43.5, 42.06, 42.08, 42.36, 42.28
See application file for complete search history.

(56) **References Cited**

U.S. PATENT DOCUMENTS

4,862,629	A	*	9/1989	Ryan	43/42.28
D372,954	S	*	8/1996	Coniglio et al.	D22/126
5,806,234	A		9/1998	Nichols	43/42.37
D425,599	S		5/2000	Lummis	D22/132
D450,368	S		11/2001	Lummis	D22/129
D452,293	S	*	12/2001	Olson	D22/144
D507,624	S	*	7/2005	Shastid	D22/144

OTHER PUBLICATIONS

Northland Fishing Tackle: Product—"Rattlin" Fire-Ball®
Jig—1/8 oz., www.northlandtackle.com/Product.taf?_func-
tion=detail&_ID=346, 1 page (Printed Jun. 22, 2005).

Northland Fishing Tackle: Product—"Metallic" Fire-Ball®
Jig—1/8 oz., www.northlandtackle.com/Product.taf?_func-
tion+detail&ID=109, 1 page (Printed Jun. 22, 2005).

* cited by examiner

Primary Examiner—Catherine R. Oliver
(74) *Attorney, Agent, or Firm*—Klarquist Sparkman, LLP

(57) **CLAIM**

The ornamental design for a portion of a jig head, as shown
and described.

DESCRIPTION

FIG. 1 is a front side elevation view of a portion of a jig head
according to my new design, which is shown attached to a
fishing hook. The rear side elevation view is a mirror image
of FIG. 1.

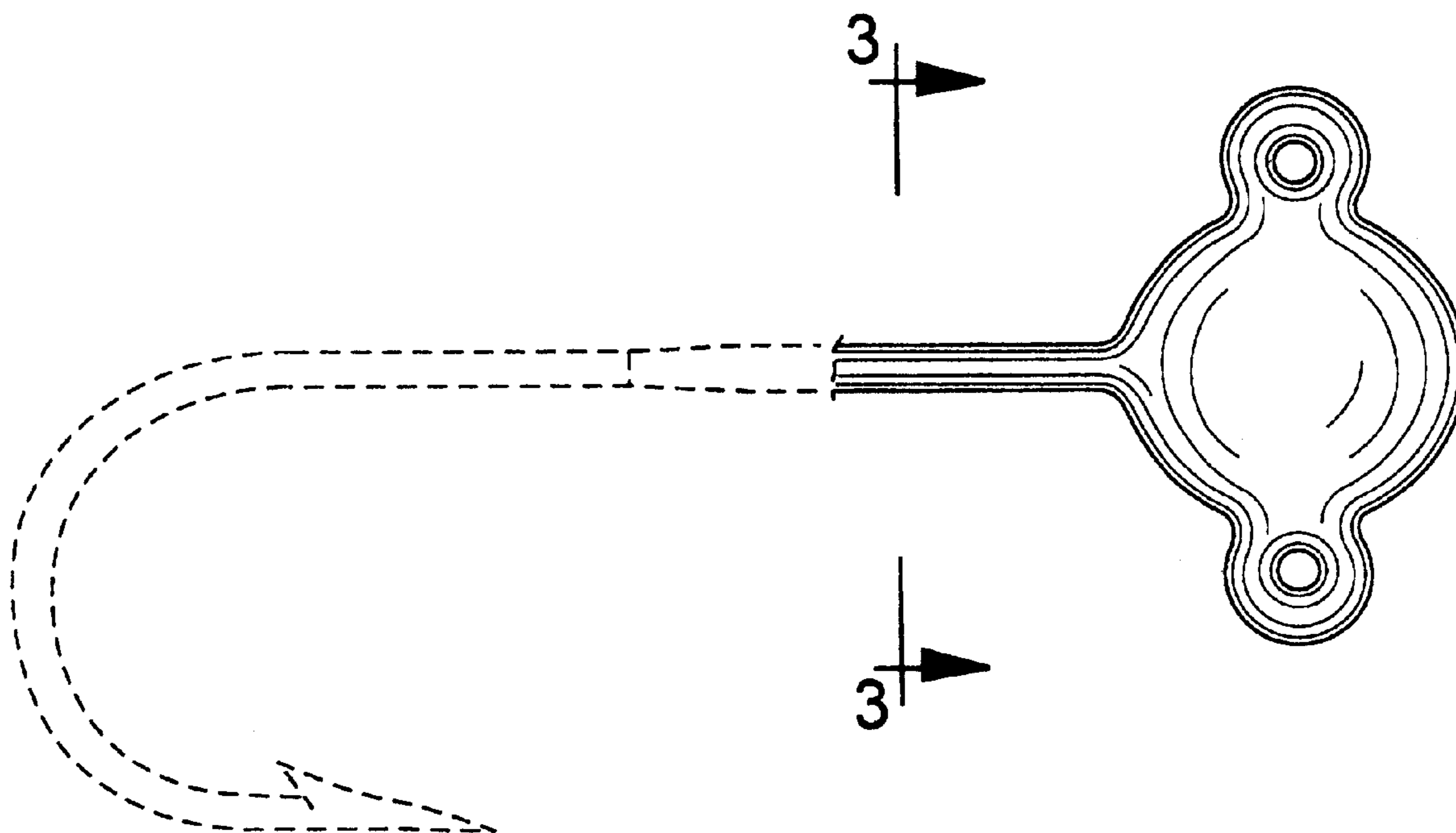
FIG. 2 is a top plan view of the jig head portion of FIG. 1.
The bottom plan view of the jig head portion is a mirror
image of the jig head portion shown in FIG. 2.

FIG. 3 is a section view in elevation along the line 3—3 in
FIG. 1 showing the left side of the jig head portion of FIG.
1; and,

FIG. 4 is a right side elevational view of the jig head of FIG.
1.

The broken lines, including those showing the fishing hook,
are for illustrative purposes only and form no part of the
claimed design.

1 Claim, 1 Drawing Sheet



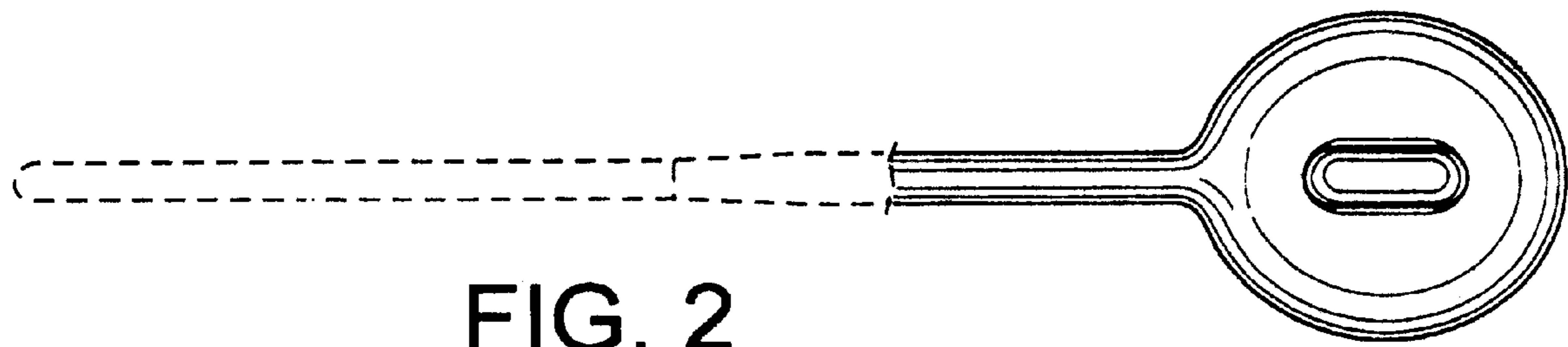


FIG. 2

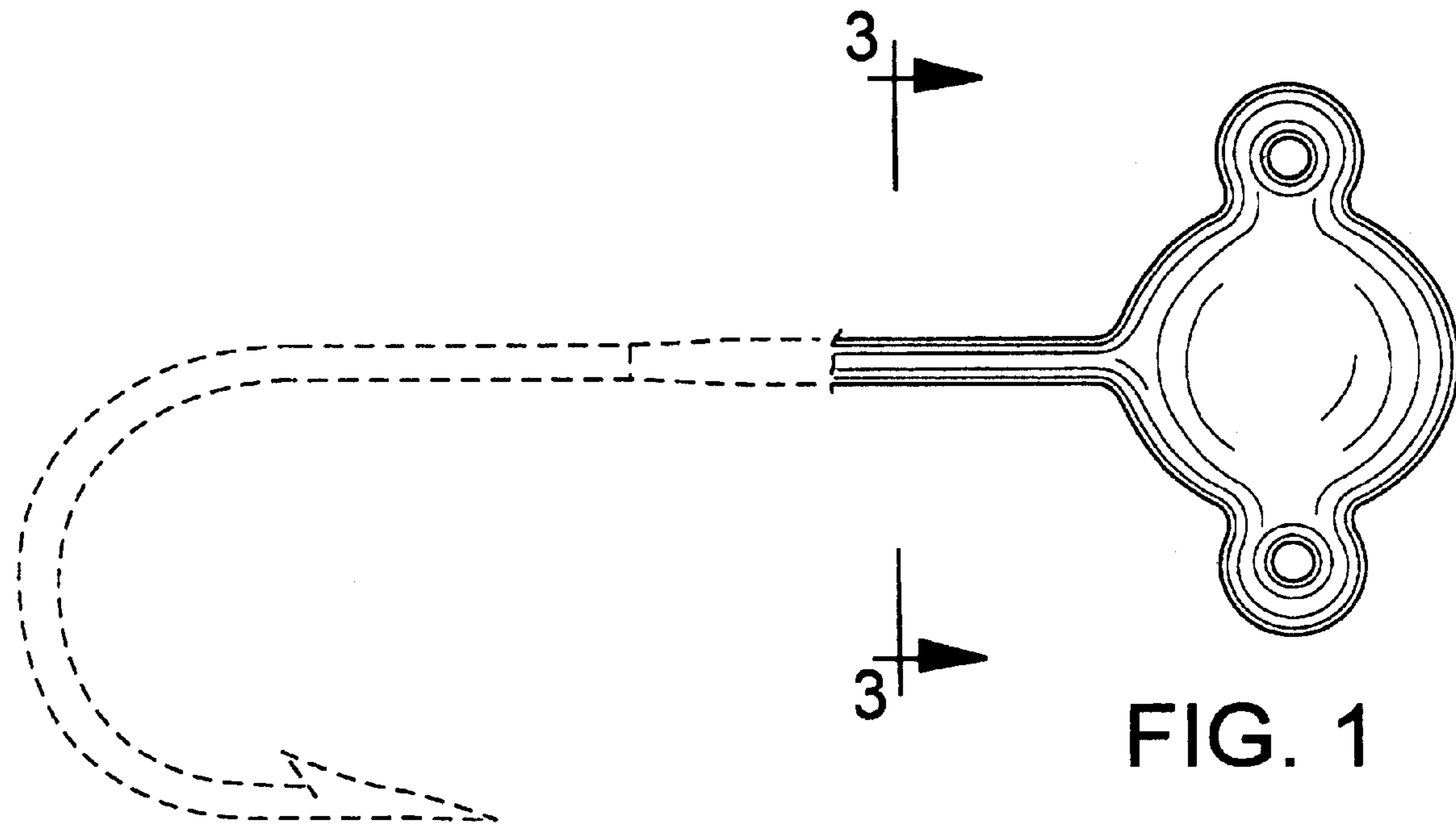


FIG. 1

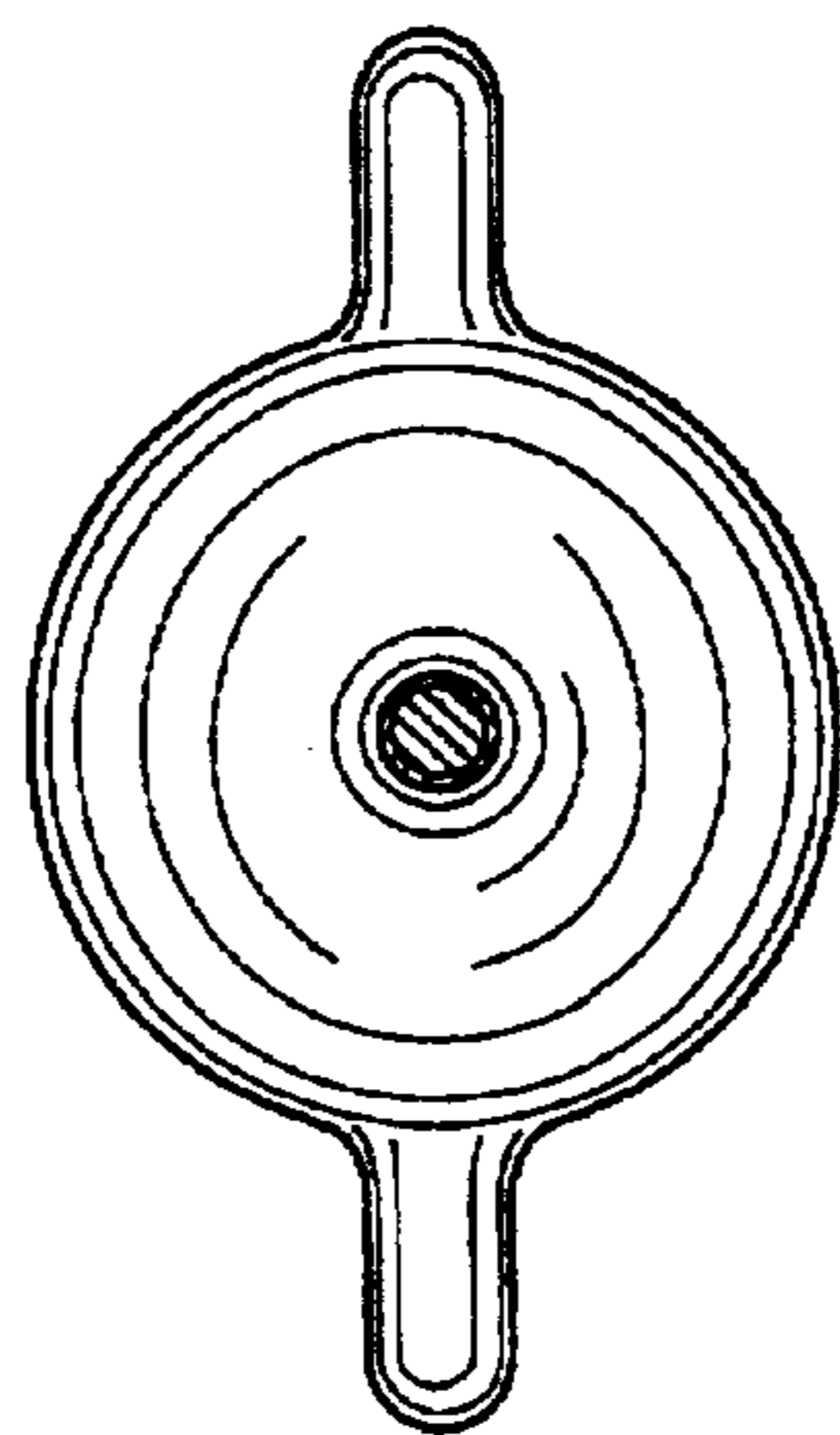


FIG. 3

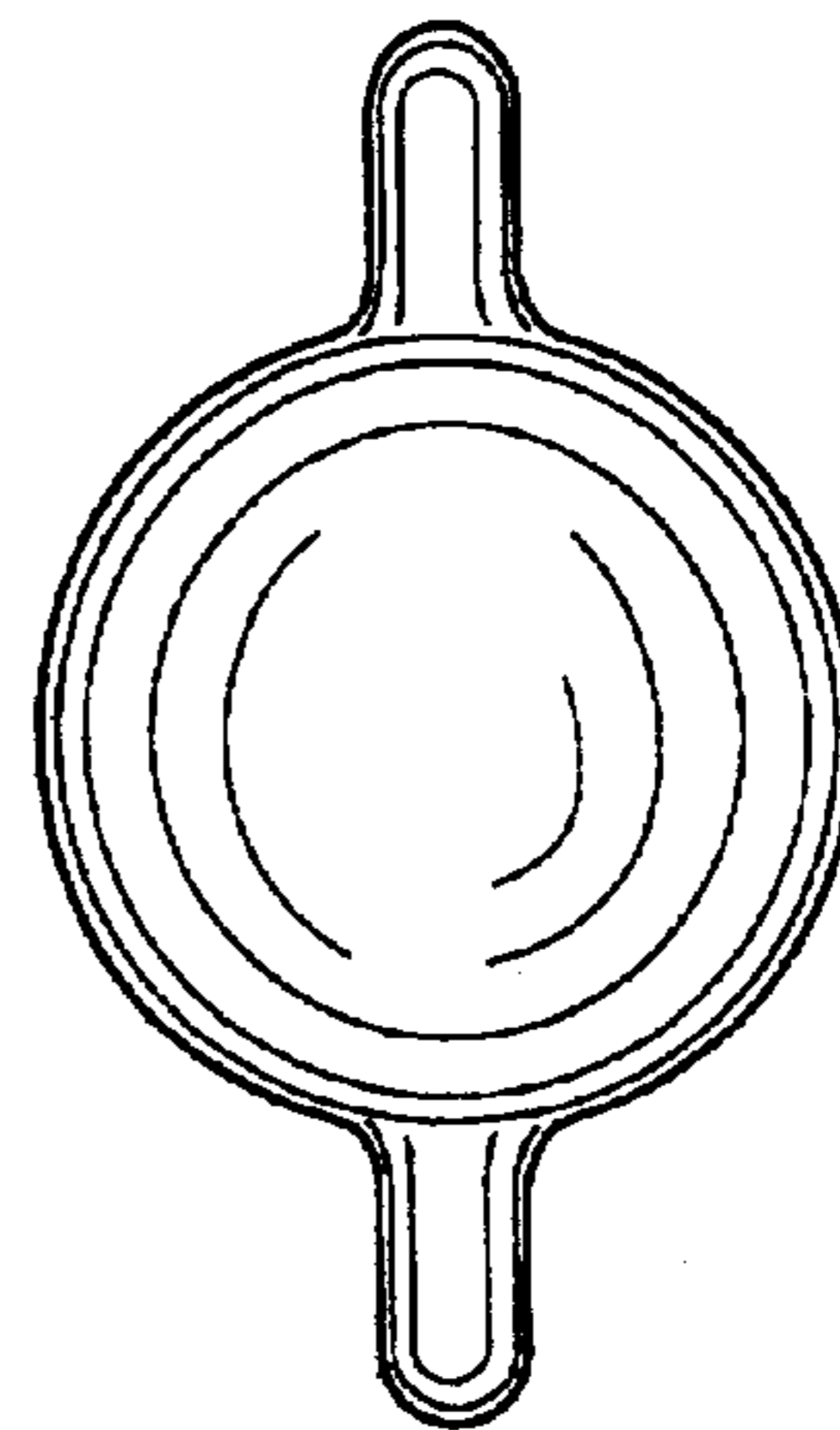


FIG. 4