

US00D528619S

(12) **United States Design Patent**
Tang et al.

(10) **Patent No.:** **US D528,619 S**

(45) **Date of Patent:** **** Sep. 19, 2006**

- (54) **SOLE FOR A GOLF CLUB HEAD**
- (75) Inventors: **Larry G. Tang**, Carlsbad, CA (US); **D. Clayton Evans**, San Marcos, CA (US)
- (73) Assignee: **Callaway Golf Company**, Carlsbad, CA (US)
- (**) Term: **14 Years**
- (21) Appl. No.: **29/211,572**
- (22) Filed: **Aug. 17, 2004**
- (51) **LOC (8) Cl.** **21-02**
- (52) **U.S. Cl.** **D21/759**
- (58) **Field of Classification Search** D21/733,
D21/752, 759; 473/324-331, 343-346
See application file for complete search history.

- D397,750 S 9/1998 Frazetta
- D400,627 S 11/1998 Kubica et al.
- D402,726 S 12/1998 McCabe et al.
- D403,037 S 12/1998 Stone et al.
- D405,489 S 2/1999 Kubica et al.
- D408,880 S 4/1999 Crow
- D410,053 S 5/1999 Wu
- D414,831 S 10/1999 Matsuo
- D420,081 S 2/2000 Helmstetter et al.
- D425,158 S 5/2000 Long et al.
- D428,950 S 8/2000 Galloway et al.
- D430,244 S 8/2000 Besnard et al.
- D433,073 S * 10/2000 Sodano D21/752
- D496,420 S * 9/2004 Nishitani et al. D21/752
- D497,964 S * 11/2004 Kusumoto et al. D21/759
- D502,520 S * 3/2005 Dogan et al. D21/759
- D502,976 S * 3/2005 Nishitani et al. D21/752
- D506,236 S * 6/2005 Evans et al. D21/752

* cited by examiner

(56) **References Cited**
U.S. PATENT DOCUMENTS

- D318,087 S 7/1991 Helmstetter
- D340,492 S 10/1993 Flood
- D343,434 S 1/1994 Helmstetter et al.
- D344,117 S 2/1994 Helmstetter et al.
- D344,772 S 3/1994 Long et al.
- D349,934 S 8/1994 Feche et al.
- D351,441 S 10/1994 Iinuma et al.
- D354,784 S 1/1995 Long et al.
- D364,906 S 12/1995 Schmidt et al.
- D365,129 S 12/1995 Guibaud et al.
- D369,392 S 4/1996 Adams et al.
- D380,512 S 7/1997 Oku
- D384,383 S 9/1997 Takahashi et al.
- D392,354 S 3/1998 Burrows
- D396,512 S 7/1998 Besnard et al.
- D396,513 S 7/1998 Rollinson et al.

Primary Examiner—Mitchell Siegel
(74) *Attorney, Agent, or Firm*—Michael A. Catania; Elaine H. Lo

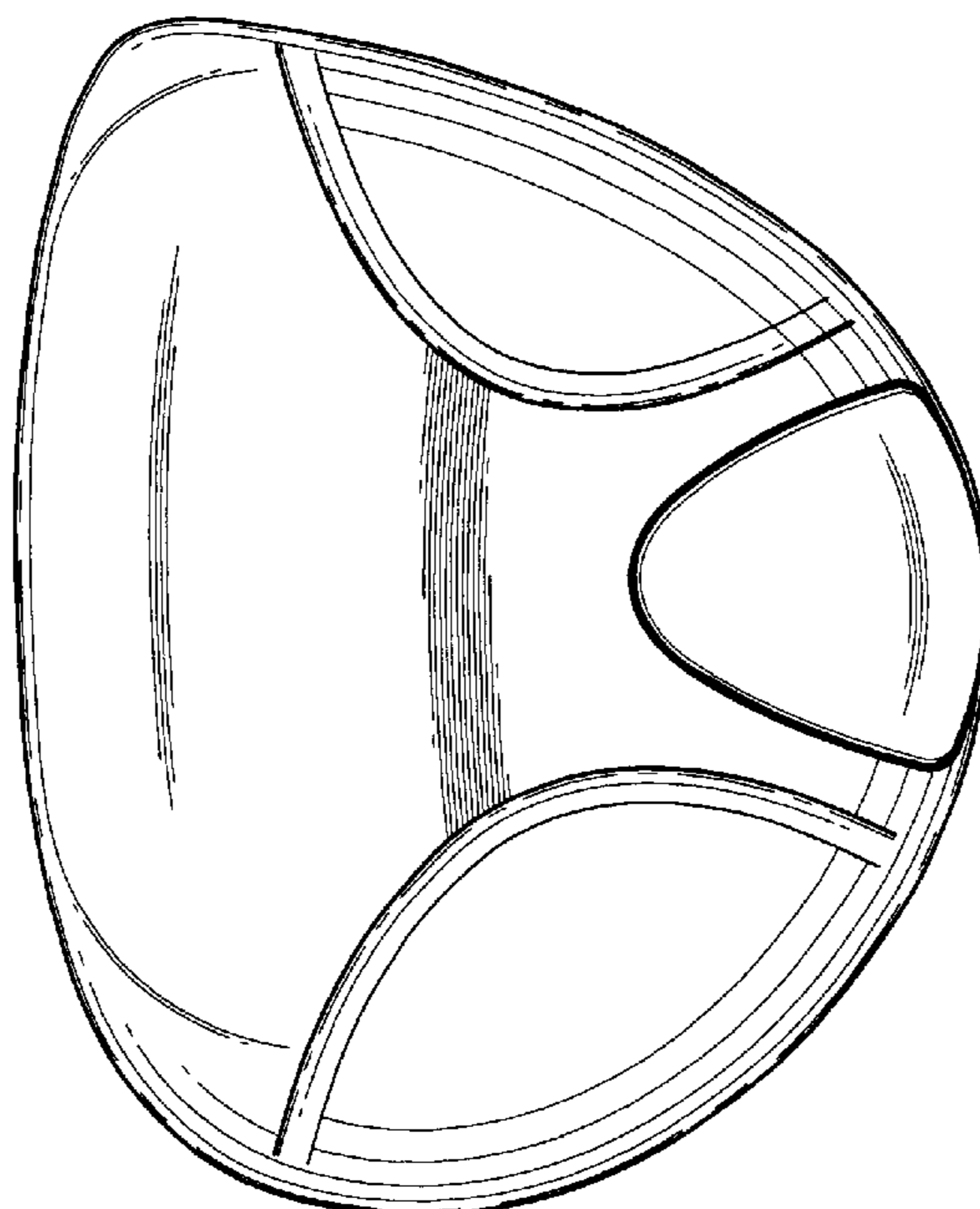
(57) **CLAIM**

The ornamental design for the sole for a golf club head, as shown and described.

DESCRIPTION

FIG. 1 is a plan view of a sole for a golf club head;
FIG. 2 is a perspective view thereof;
FIG. 3 is a toe view thereof; and,
FIG. 4 is a heel view thereof.
The broken line showing is for illustrative purposes only and forms no part of the claimed design.

1 Claim, 2 Drawing Sheets



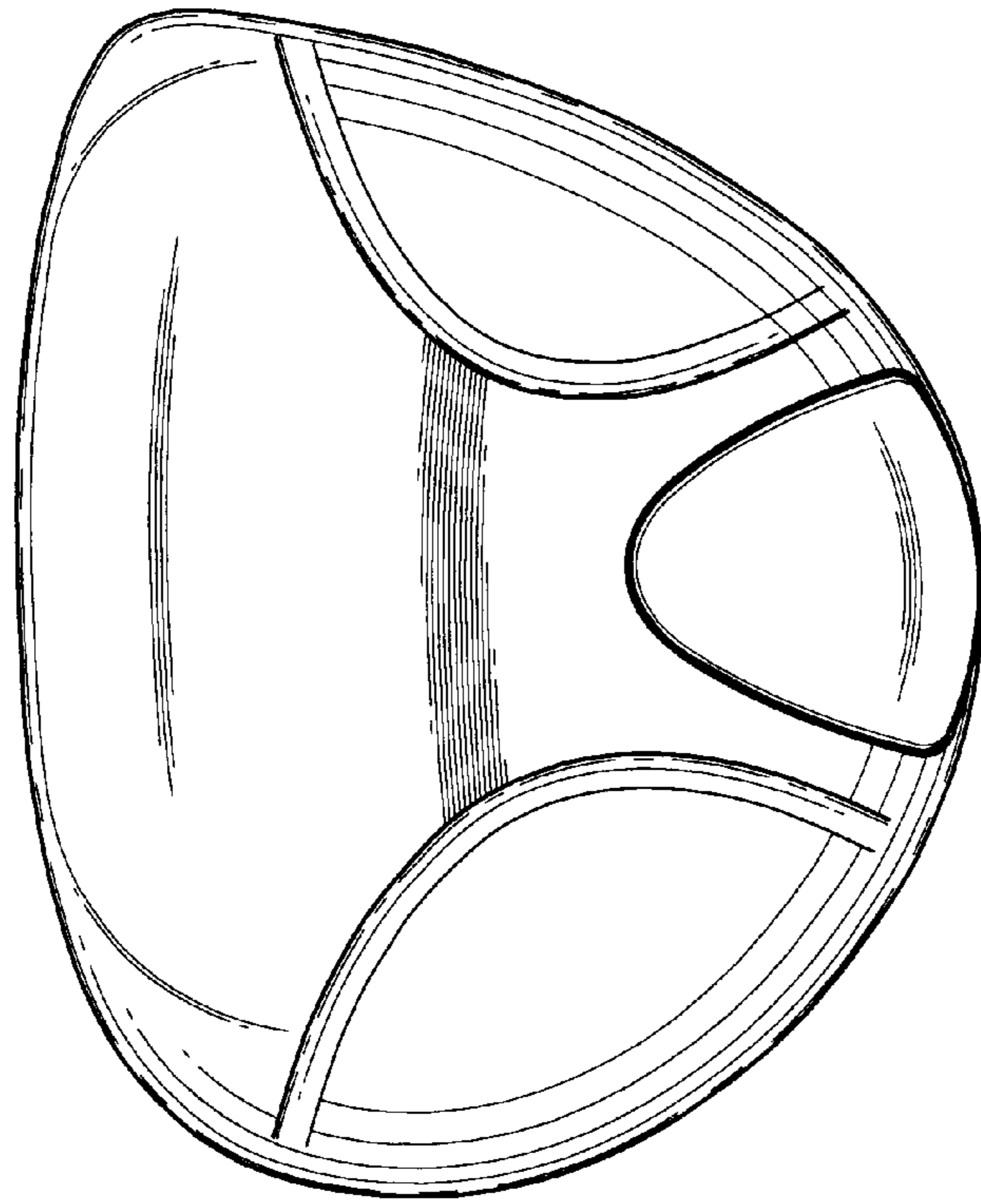


FIG. 1

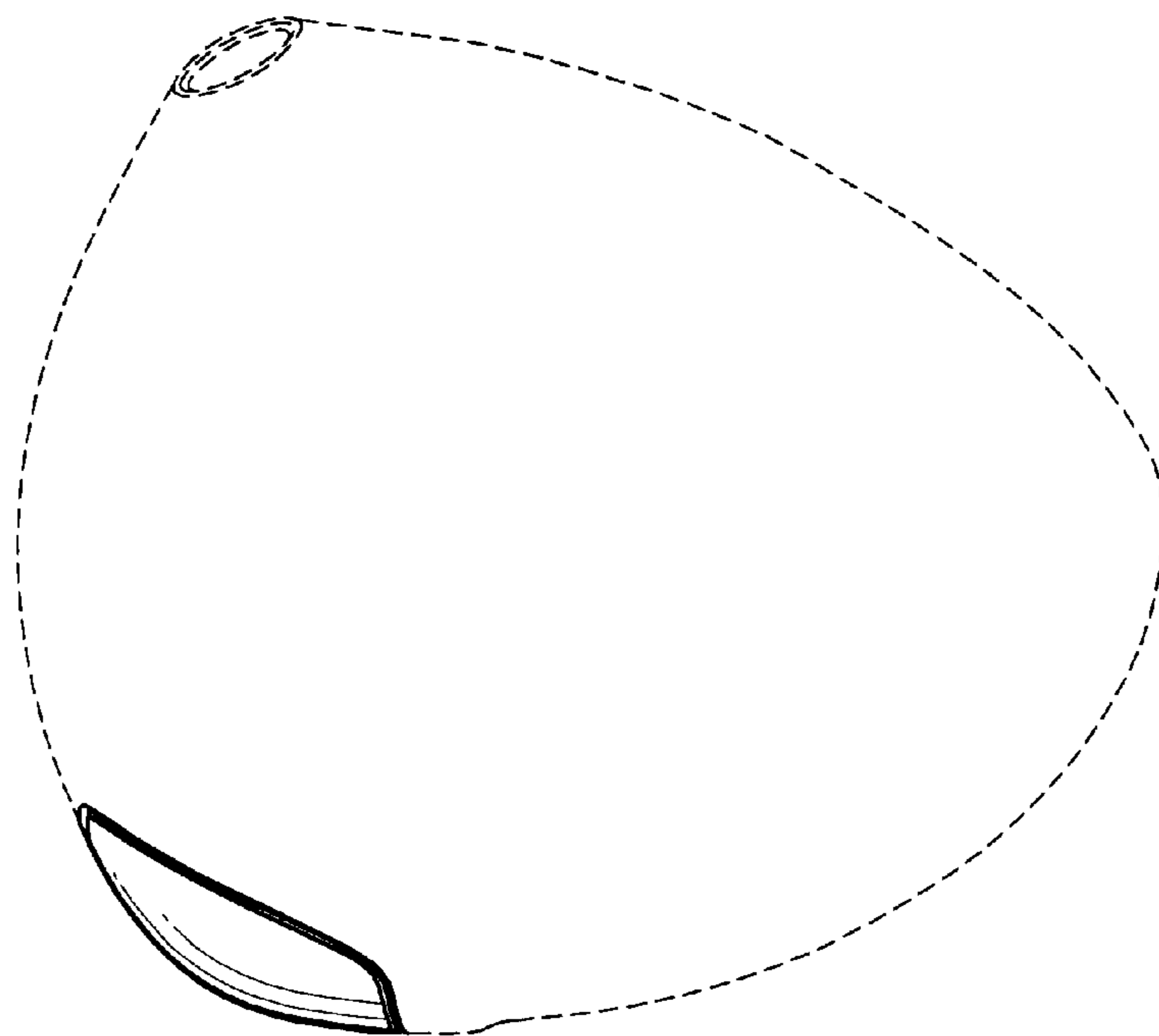


FIG. 2




FIG. 3

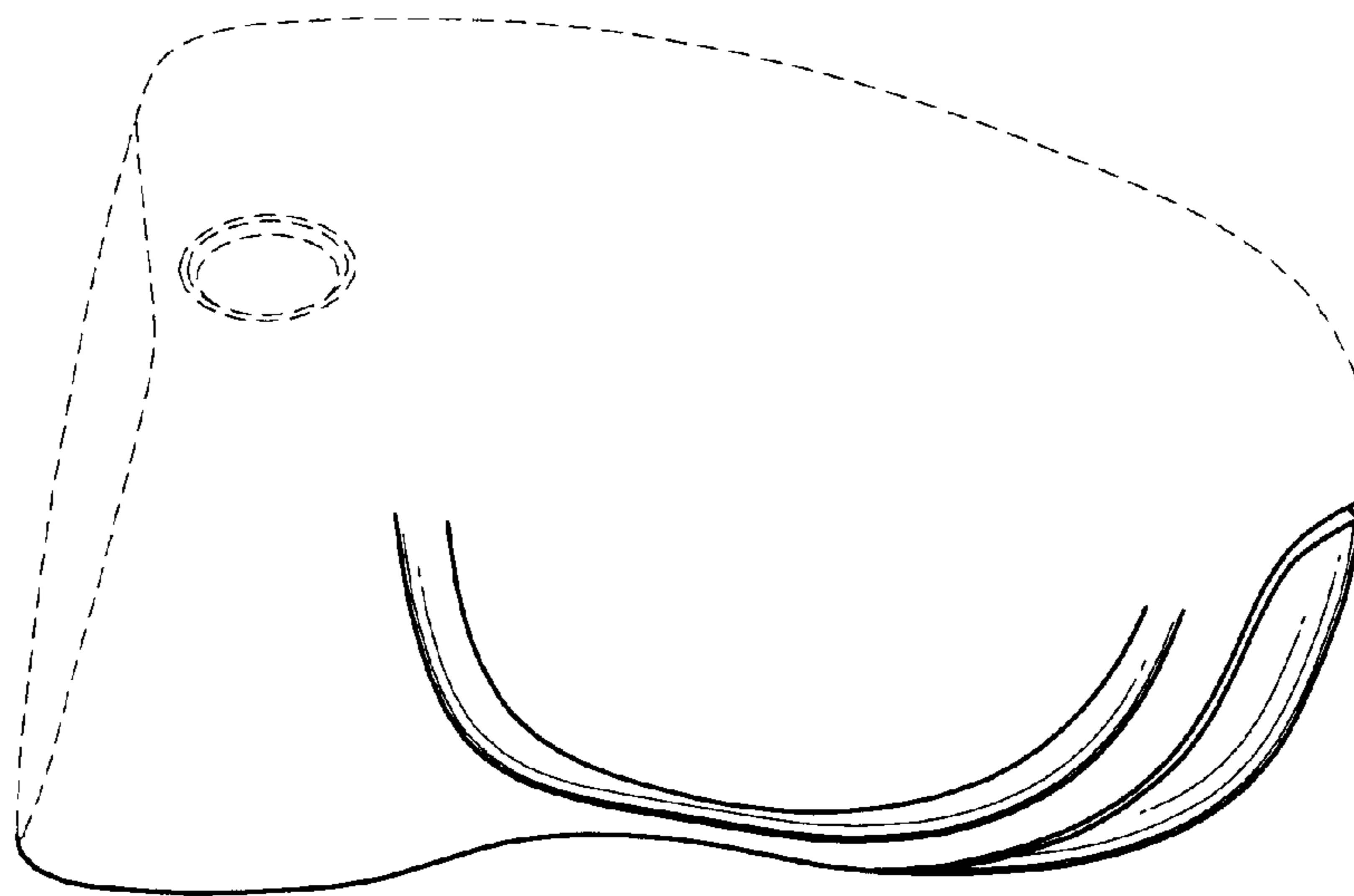


FIG. 4