



US00D528602S

(12) **United States Design Patent**
Carlson et al.

(10) **Patent No.:** **US D528,602 S**

(45) **Date of Patent:** **** Sep. 19, 2006**

(54) **TAPE DISPENSER**

(75) Inventors: **Casey L. Carlson**, Edina, MN (US);
Daniel E. Siltberg, White Bear
Township, MN (US); **Scott D. Gullicks**,
Apple Valley, MN (US); **Sigurdur**
Thorsteinsson, Milan (IT)

(73) Assignee: **3M Innovative Properties Company**,
St. Paul, MN (US)

(**) Term: **14 Years**

(21) Appl. No.: **29/223,800**

(22) Filed: **Feb. 18, 2005**

Related U.S. Application Data

(63) Continuation-in-part of application No. 29/208,731, filed on
Jul. 2, 2004, now Pat. No. Des. 510,951.

(51) **LOC (8) Cl.** **19-02**

(52) **U.S. Cl.** **D19/69**

(58) **Field of Classification Search** D19/67,
D19/68, 69, 70; 156/523, 527, 577; 206/411;
225/6, 19, 25, 39, 77; 242/588.1, 588.2, 588.3,
242/588.6, 598.2, 598.5

See application file for complete search history.

(56) **References Cited**

U.S. PATENT DOCUMENTS

D116,599 S	9/1939	Reinecke
D118,629 S	1/1940	Reinecke
D144,215 S	3/1946	Preble
D164,556 S	9/1951	Donkin

(Continued)

OTHER PUBLICATIONS

3M Product Pamphlet from 3M Office Supplies Division, A
World of Difference, New Products, "Scotch® Pop-up/Roll
Tape Combo Dispenser," p. 8, ©2002, printed in USA.

3M Product Pamphlet from 3M Office Supplies Division,
Working Solutions Working for You, "Scotch® Pop-up/Roll
Tape Combo Dispenser," p. 12, ©2003, printed in USA.

3M Product Pamphlet from 3M Stationery Products Divi-
sion, Scotch® Transparent Tape, (6-page tri-fold), ©2003,
printed in USA.

3M Product Pamphlet from 3M Stationery Products Divi-
sion, Scotch® Magic™ Tape, 2 pages, ©2002, printed in
USA.

3M Product Pamphlet from 3M Stationery Products Divi-
sion, Scotch® Gift Wrap Tape, 2 pages, ©2003, printed in
USA.

Scotch brand Pop-up/Roll Tape Combo dispenser and pack-
aging, manufactured by 3M Company, pp. 1-15. Product
was on sale prior to Jul. 2, 2003.

Primary Examiner—Elizabeth A. Albert

(74) *Attorney, Agent, or Firm*—Trisha D. Adamson

(57) **CLAIM**

The ornamental design for a tape dispenser, as shown and
described.

DESCRIPTION

FIG. 1 is a perspective view of a tape dispenser showing our
new design;

FIG. 2 is a left side view of the tape dispenser illustrated in
FIG. 1, the right side view being the mirror image thereof;
FIG. 3 is a top view of the tape dispenser illustrated in FIG.
1;

FIG. 4 is a bottom view of the tape dispenser illustrated in
FIG. 1;

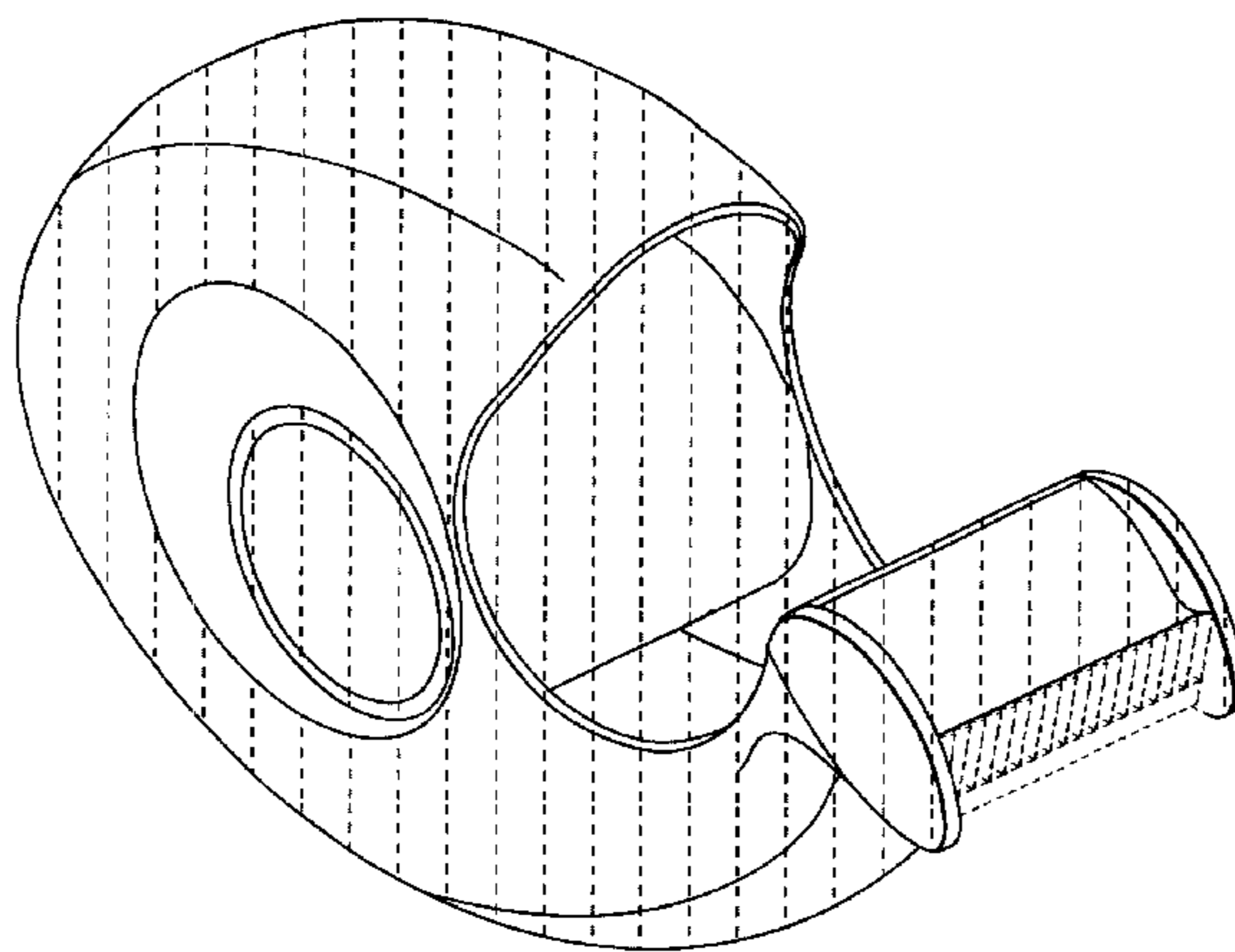
FIG. 5 is a front view of the tape dispenser illustrated in FIG.
1; and,

FIG. 6 is a rear view of the tape dispenser illustrated in FIG.
1.

The structure depicted by means of broken lines showing the
serrated teeth cutting edge of the dispenser in the drawings
is shown for illustrative purposes only and forms no part of
the claimed design.

The drawings are lined for color; specifically the vertical
broken lines represent violet or purple coloring and the
elliptical shaped area surrounding the central hole without
lining represents white coloring.

1 Claim, 2 Drawing Sheets



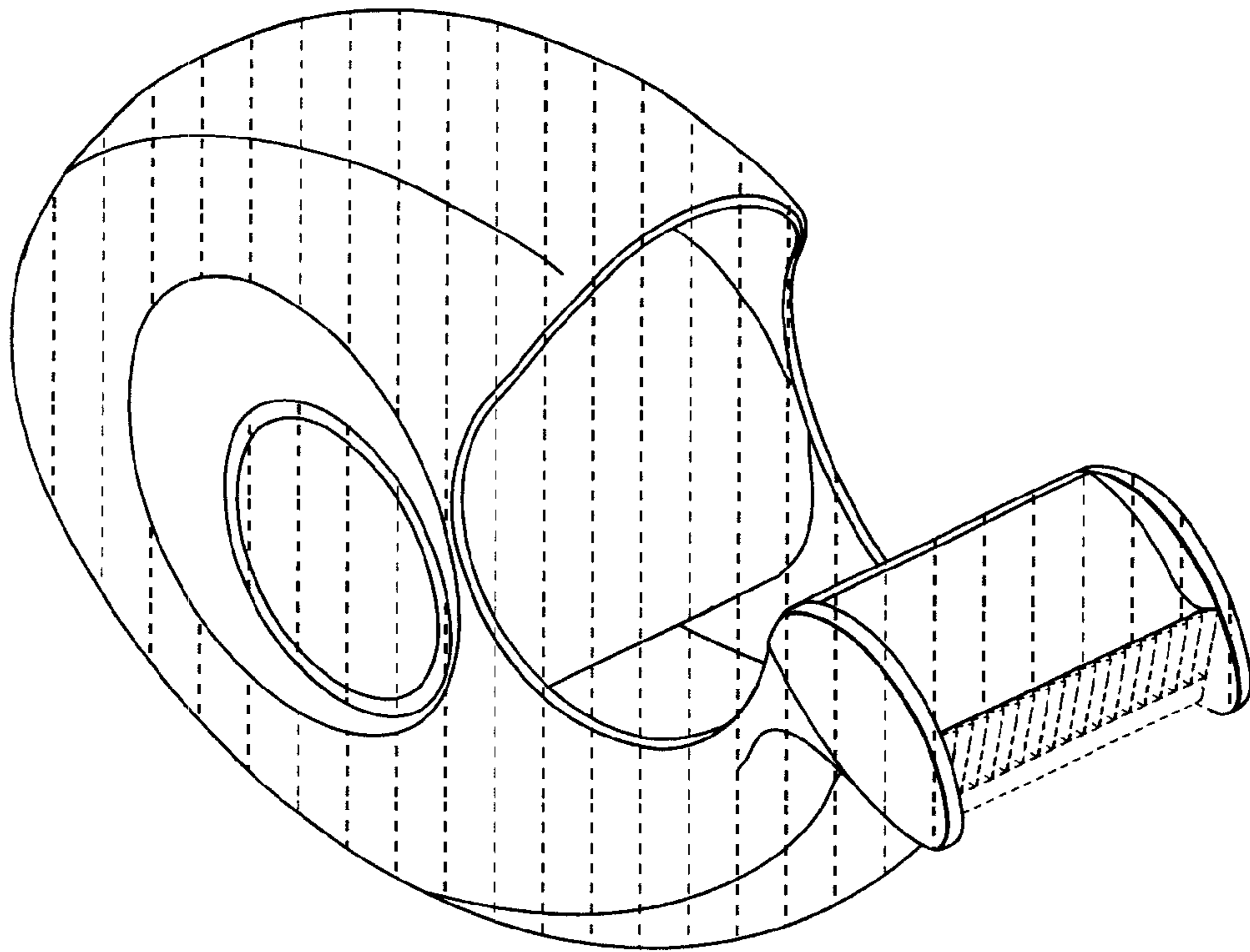


Fig. 1

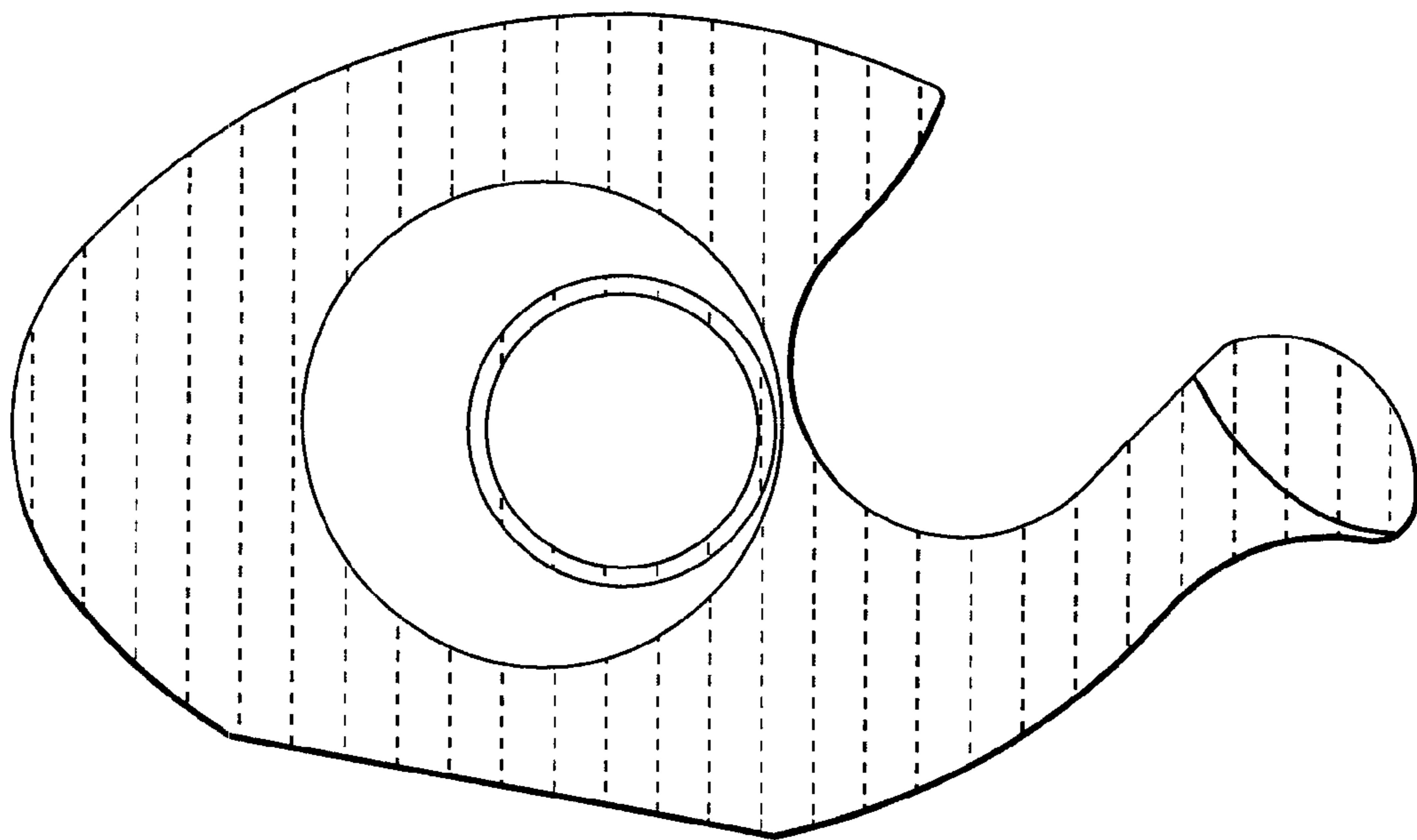


Fig. 2

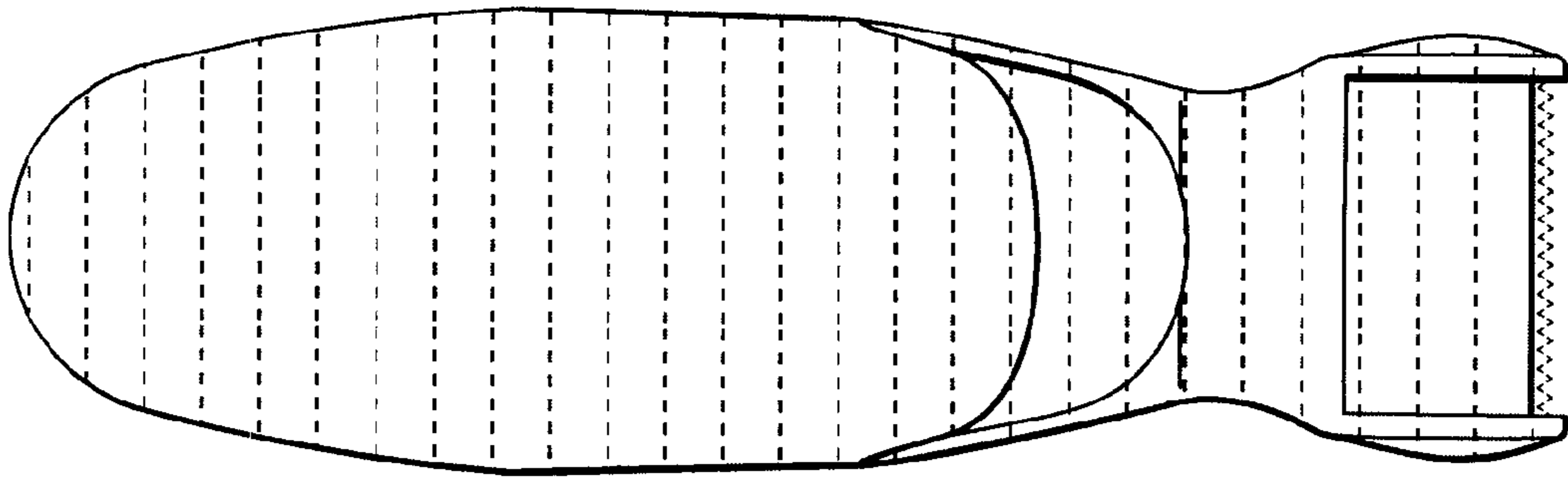


Fig. 3

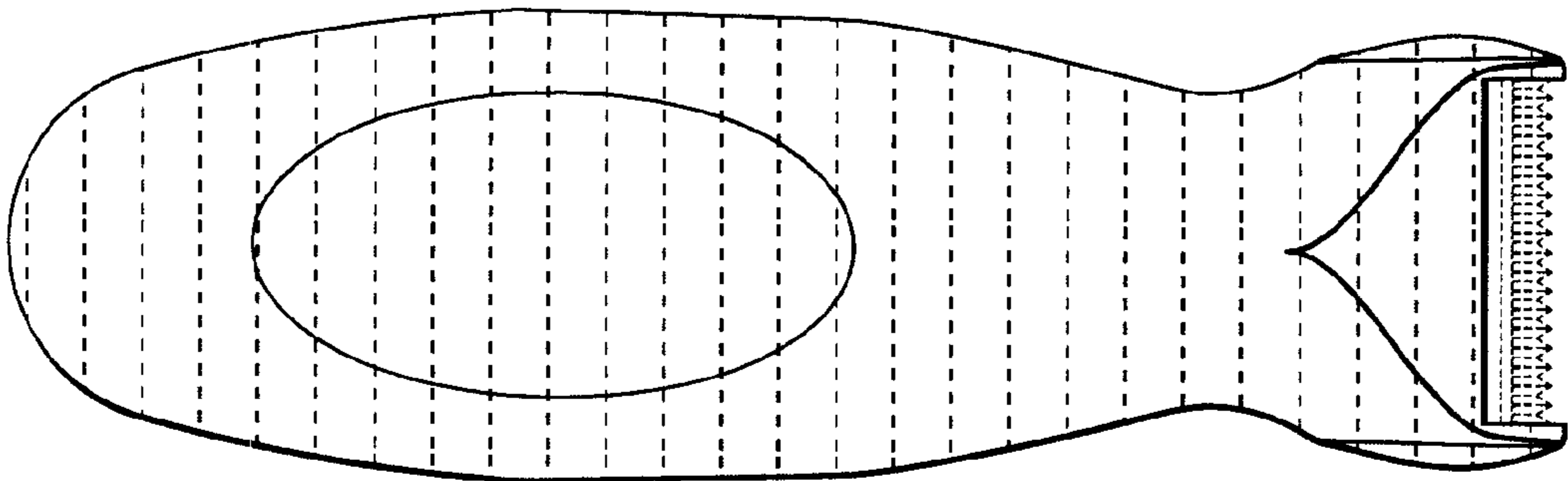


Fig. 4

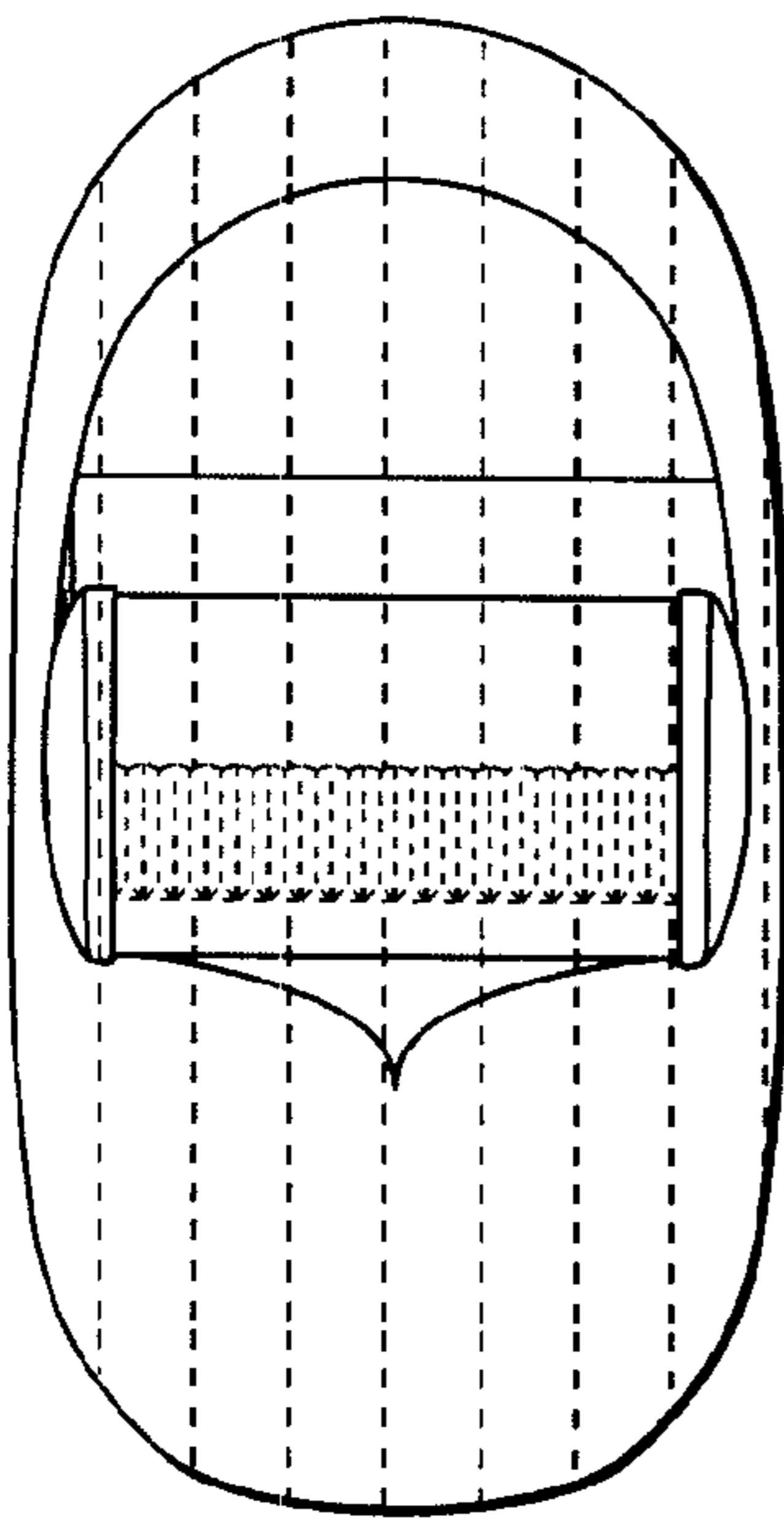


Fig. 5

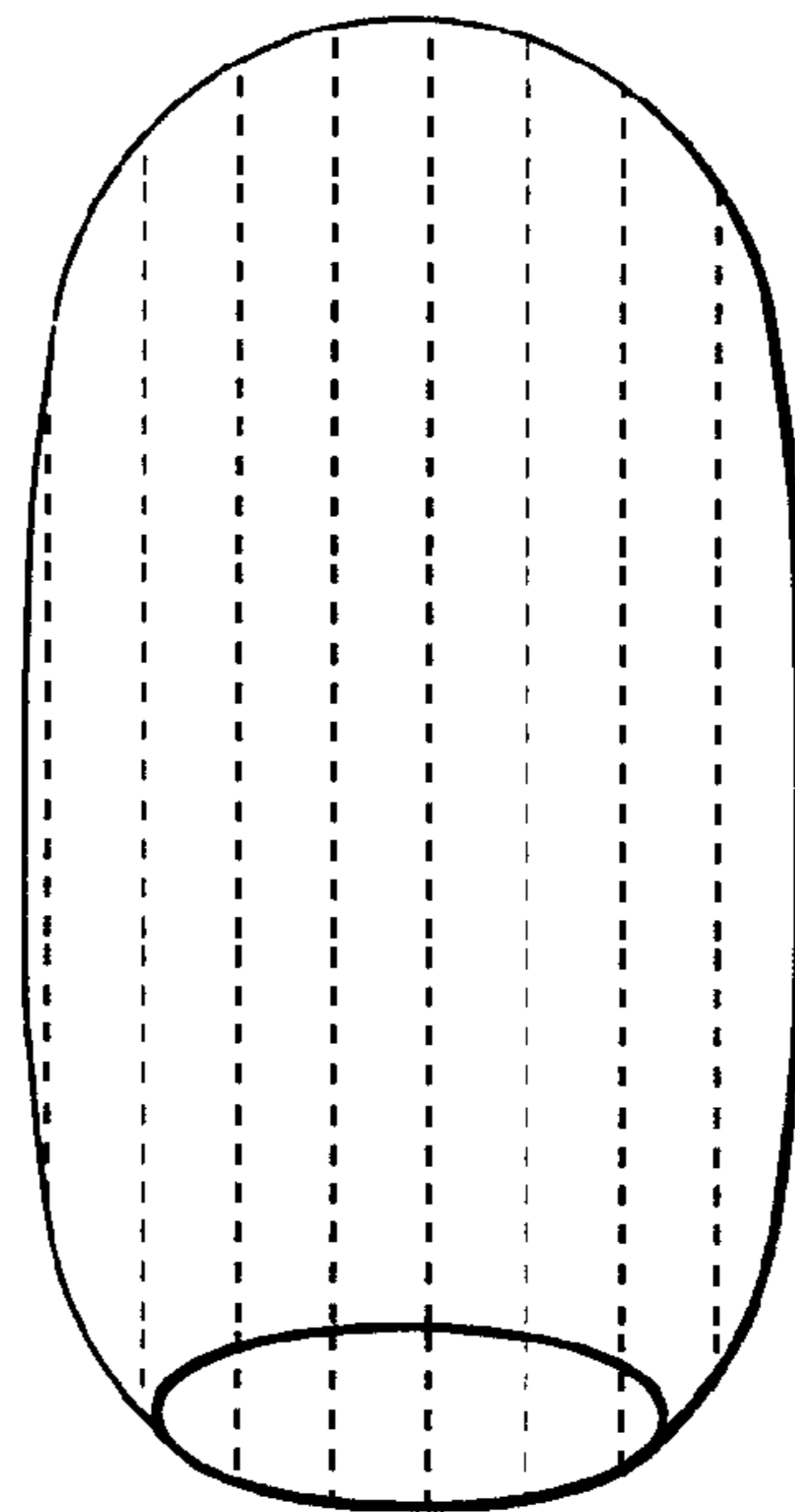


Fig. 6