

US00D528584S

(12) **United States Design Patent**
Scharte

(10) **Patent No.:** **US D528,584 S**

(45) **Date of Patent:** **** Sep. 19, 2006**

(54) **CYMBAL**

(76) **Inventor:** **Norbert Scharte**, Thüler Strasse 2-4,
33154 Salzkotten (DE)

(**) **Term:** **14 Years**

(21) **Appl. No.:** **29/199,958**

(22) **Filed:** **Feb. 20, 2004**

(30) **Foreign Application Priority Data**

Aug. 20, 2003 (DE) 403 05 426

(51) **LOC (8) Cl.** **17-04**

(52) **U.S. Cl.** **D17/22**

(58) **Field of Classification Search** D7/550.1;
D17/22; 84/411 R, 422.1, 422.2, 422.3; 984/151,
984/154

See application file for complete search history.

(56) **References Cited**

U.S. PATENT DOCUMENTS

5,868,597 A * 2/1999 Chen 446/46

D471,765 S * 3/2003 Wellner D7/550.1
6,955,489 B1 * 10/2005 Look et al. 401/68
2002/0118944 A1 * 8/2002 Burns et al. 385/135

* cited by examiner

Primary Examiner—Ian Simmons

Assistant Examiner—Christopher Lee

(74) *Attorney, Agent, or Firm*—Laurence A. Greenberg;
Werner H. Stemer; Ralph E. Locher

(57) **CLAIM**

The ornamental design for a cymbal, as shown and described.

DESCRIPTION

FIG. 1 is a top plan view of a cymbal, showing my new design;

FIG. 2 is a bottom plan view;

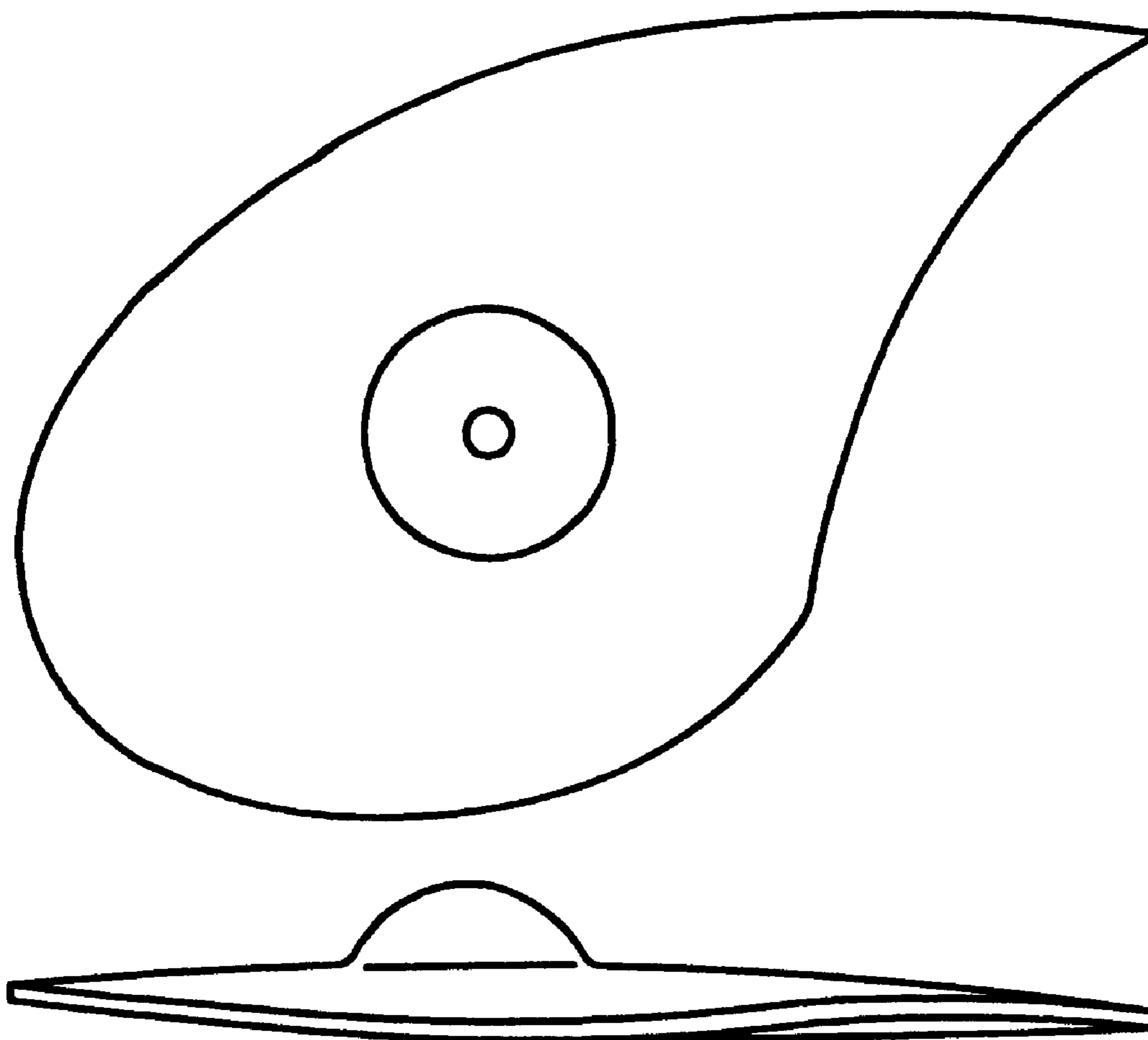
FIG. 3 is a front side view;

FIG. 4 is a rear side view;

FIG. 5 is a left side view; and,

FIG. 6 is a right side view.

1 Claim, 1 Drawing Sheet



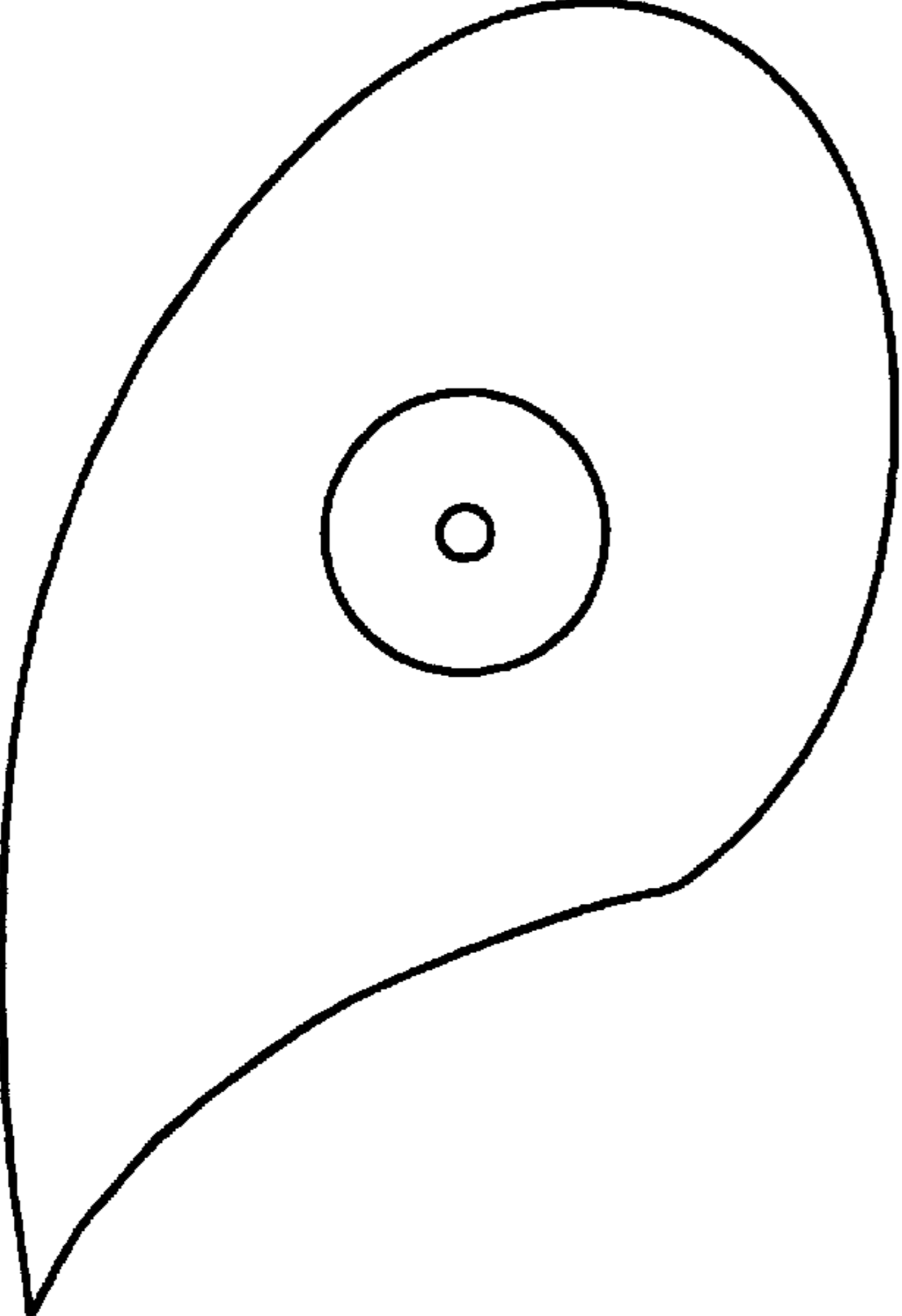


FIG. 1

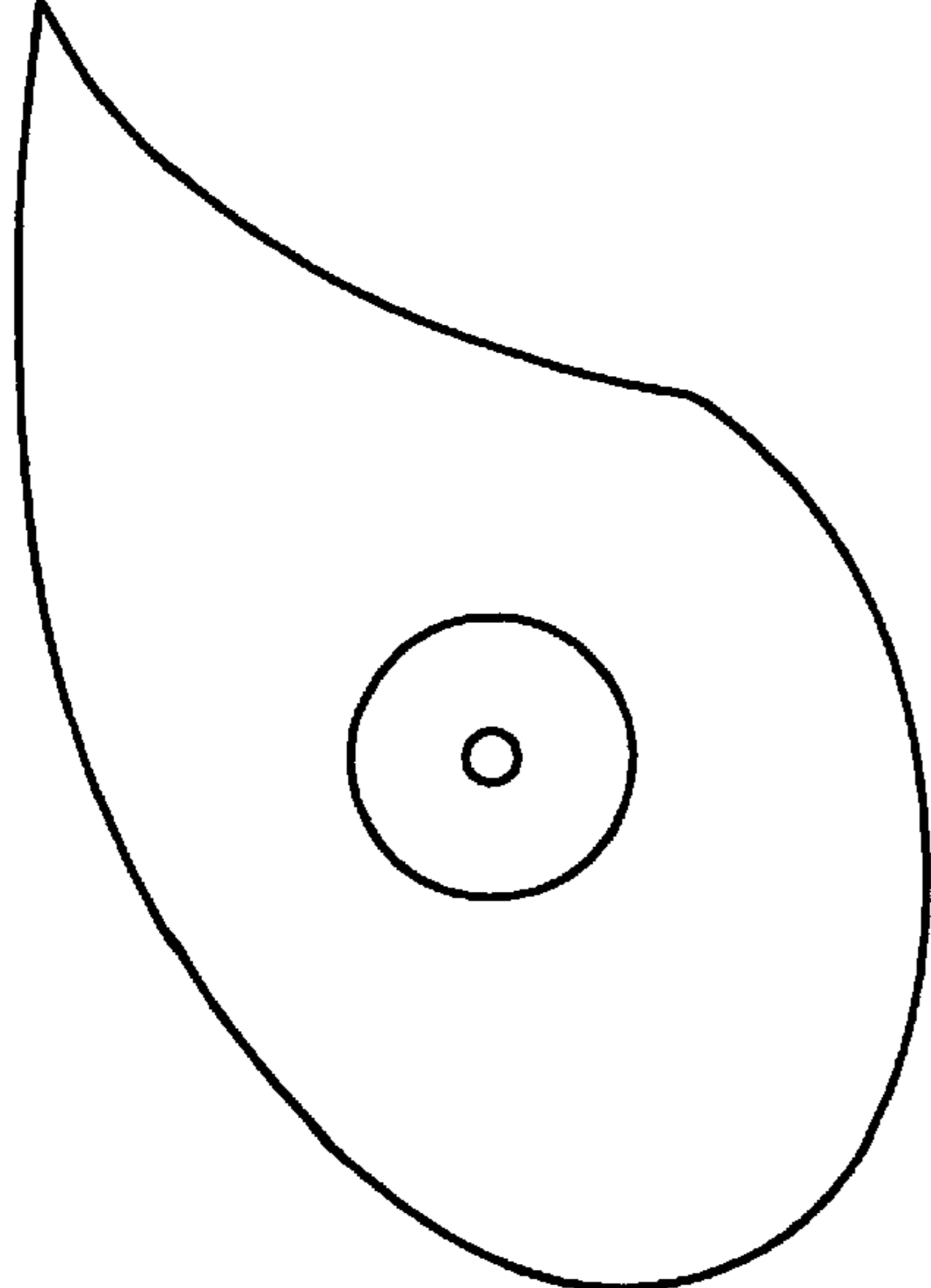


FIG. 2



FIG. 3

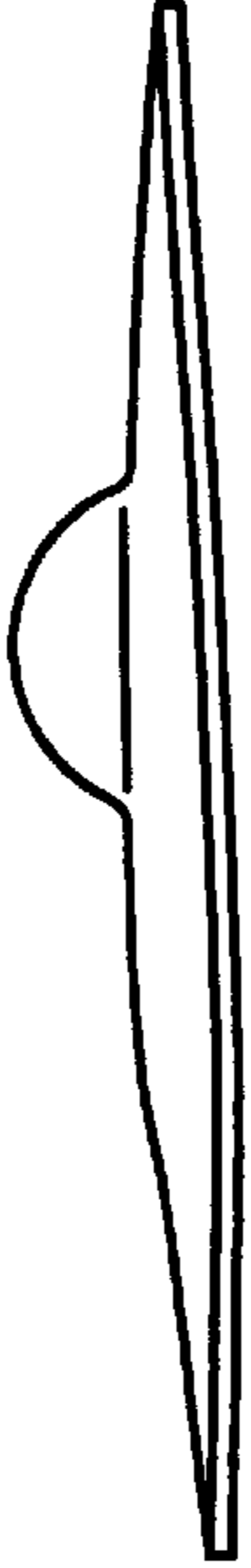


FIG. 4

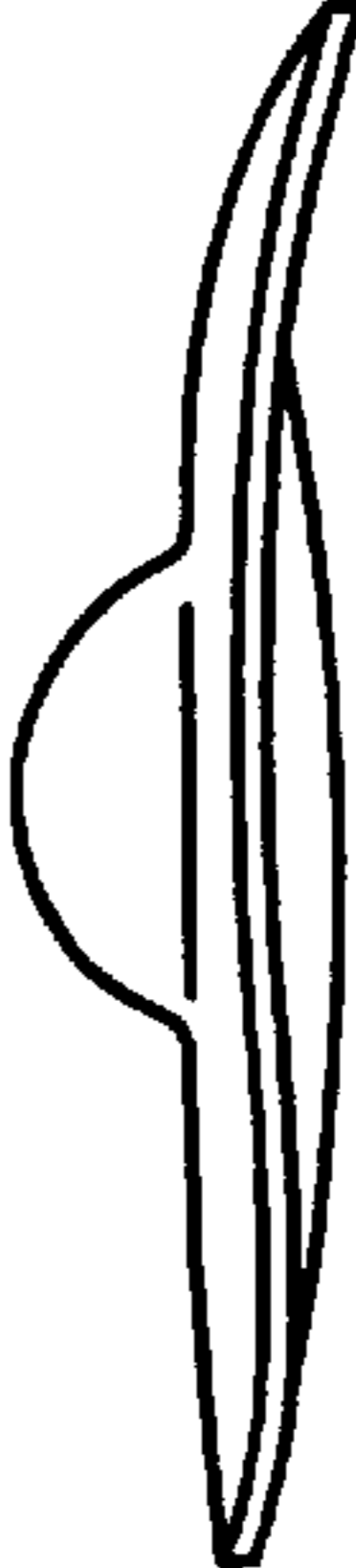


FIG. 5



FIG. 6