

US00D528568S

(12) **United States Design Patent**
Kuwae et al.

(10) **Patent No.:** **US D528,568 S**
(45) **Date of Patent:** **** Sep. 19, 2006**

- (54) **PORTION OF A BACKHOE**
- (75) Inventors: **Junta Kuwae, Sakai (JP); Masaaki Ueda, Sakai (JP)**
- (73) Assignee: **Kubota Corporation, Osaka (JP)**
- (**) Term: **14 Years**
- (21) Appl. No.: **29/225,186**
- (22) Filed: **Mar. 10, 2005**
- (30) **Foreign Application Priority Data**
Sep. 27, 2004 (JP) 2004-29137
- (51) **LOC (8) Cl.** **15-03**
- (52) **U.S. Cl.** **D15/28**
- (58) **Field of Classification Search** D15/10,
D15/22-26, 28, 30, 33; 180/89.1, 311, 89.12,
180/900; 37/433; 296/190.01, 193.03, 204;
414/685, 687, 688, 680
See application file for complete search history.

(56) **References Cited**

U.S. PATENT DOCUMENTS

- D338,019 S * 8/1993 Bhambra D15/25
- D354,497 S * 1/1995 Kusunoki et al. D15/25
- D387,360 S * 12/1997 Ishizaki et al. D15/25
- D424,581 S * 5/2000 Morita et al. D15/24
- D431,253 S * 9/2000 Marchetta et al. D15/25
- D440,235 S * 4/2001 Kuwae et al. D15/25
- D440,236 S * 4/2001 Kraft et al. D15/28
- D450,067 S * 11/2001 Murakami et al. D15/25
- D450,717 S * 11/2001 Muraro D15/25

- D473,571 S * 4/2003 Kuwae et al. D15/25
- D474,481 S * 5/2003 Hara D15/25
- D487,575 S * 3/2004 Wetzel et al. D15/33
- D490,444 S * 5/2004 Kuwae D15/33

* cited by examiner

Primary Examiner—Stella Reid
Assistant Examiner—Mark Goodwin
(74) *Attorney, Agent, or Firm*—The Webb Law Firm


(57) **CLAIM**

The ornamental design for a portion of a backhoe, as shown and described.

DESCRIPTION

FIG. 1 is a rear and left side perspective view of a portion of a backhoe in accordance with the present invention; FIG. 2 is a rear and right side perspective view of the portion of a backhoe shown in FIG. 1; FIG. 3 is a rear view of the portion of a backhoe shown in FIG. 1; FIG. 4 is a left side view of the portion of a backhoe shown in FIG. 1; FIG. 5 is a right side view of the portion of a backhoe shown in FIG. 1. The part of the photograph shown in a coarse dot pattern and outlined in dashed lines illustrates a portion of the backhoe that forms no part of the claimed design; and, FIG. 6 is a perspective view similar to FIG. 2. However, the part of the photograph shown in a coarse dot pattern and outlined in dashed lines illustrates a portion of the backhoe that forms no part of the claimed design.

1 Claim, 4 Drawing Sheets






Fig. 1




Fig. 2




Fig. 3



Fig. 4

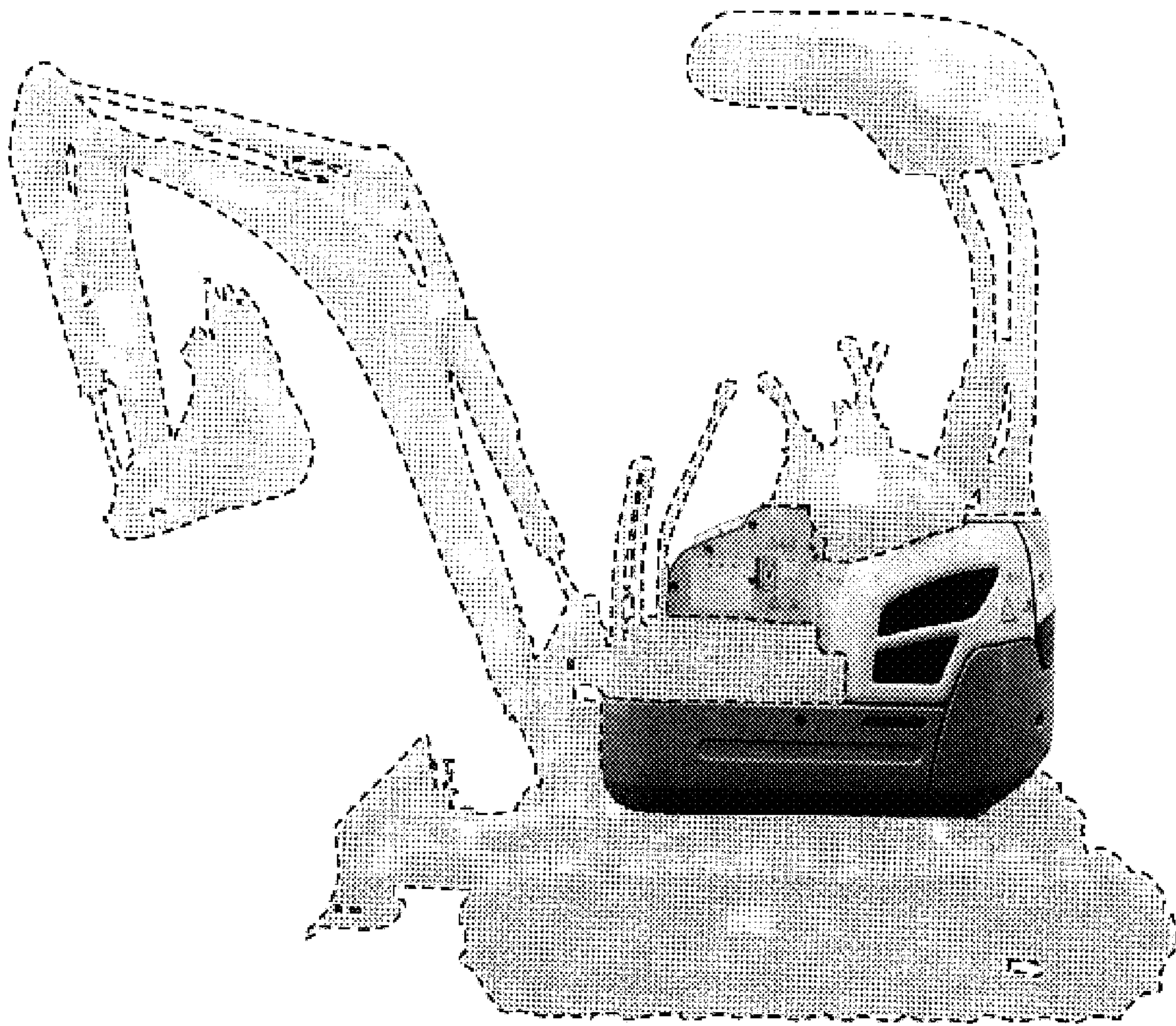


Fig. 5




Fig. 6