

US00D528558S

(12) **United States Design Patent**  
**Cummins et al.**

(10) **Patent No.:** **US D528,558 S**

(45) **Date of Patent:** **\*\* \*Sep. 19, 2006**

(54) **USER INTERFACE FOR A PORTION OF A DISPLAY SCREEN**

(75) Inventors: **Charles Cummins**, Seattle, WA (US);  
**Michael James Hone**, Seattle, WA (US);  
**Harold S. Gomez**, Seattle, WA (US)

(73) Assignee: **Microsoft Corporation**, Redmond, WA (US)

(\*) Notice: This patent is subject to a terminal disclaimer.

(\*\*) Term: **14 Years**

(21) Appl. No.: **29/237,930**

(22) Filed: **Sep. 9, 2005**

(51) **LOC (8) Cl.** ..... **14-04**

(52) **U.S. Cl.** ..... **D14/486**

(58) **Field of Classification Search** ..... D14/485-95;  
D18/24-33; D19/6; D20/11; D21/324-333;  
715/700-866

See application file for complete search history.

(56) **References Cited**

**U.S. PATENT DOCUMENTS**

D401,920 S	12/1998	Murphy et al.	
D450,059 S	11/2001	Itou	
D450,324 S	11/2001	Istvan et al.	
D460,762 S	* 7/2002	Wasko	D14/486
D467,252 S	* 12/2002	Lee	D14/486
D472,244 S	* 3/2003	Wasko	D14/486

D473,236 S	* 4/2003	Robbin et al.	D14/486
D475,063 S	5/2003	Horie	
D478,334 S	* 8/2003	Wasko et al.	D14/486
D481,736 S	11/2003	Ombao et al.	
D486,499 S	* 2/2004	Hayashi et al.	D14/486
D486,834 S	2/2004	Allen et al.	
D492,322 S	* 6/2004	Dewar et al.	D14/486
D495,715 S	* 9/2004	Gildred	D14/486
D500,765 S	* 1/2005	Wasko	D14/486
D501,211 S	* 1/2005	Ligameri et al.	D14/486
D501,212 S	1/2005	Lam et al.	
D501,483 S	2/2005	Anthony et al.	
D506,475 S	6/2005	Lam et al.	
D507,276 S	7/2005	Lam et al.	
D508,494 S	* 8/2005	Ligameri	D14/486
D508,919 S	8/2005	Lam et al.	
D510,361 S	* 10/2005	Hone et al.	D14/486
D510,581 S	* 10/2005	Robbin et al.	D14/486

\* cited by examiner

*Primary Examiner*—M. H. Tung

(74) *Attorney, Agent, or Firm*—Banner & Witcoff, Ltd.

(57) **CLAIM**

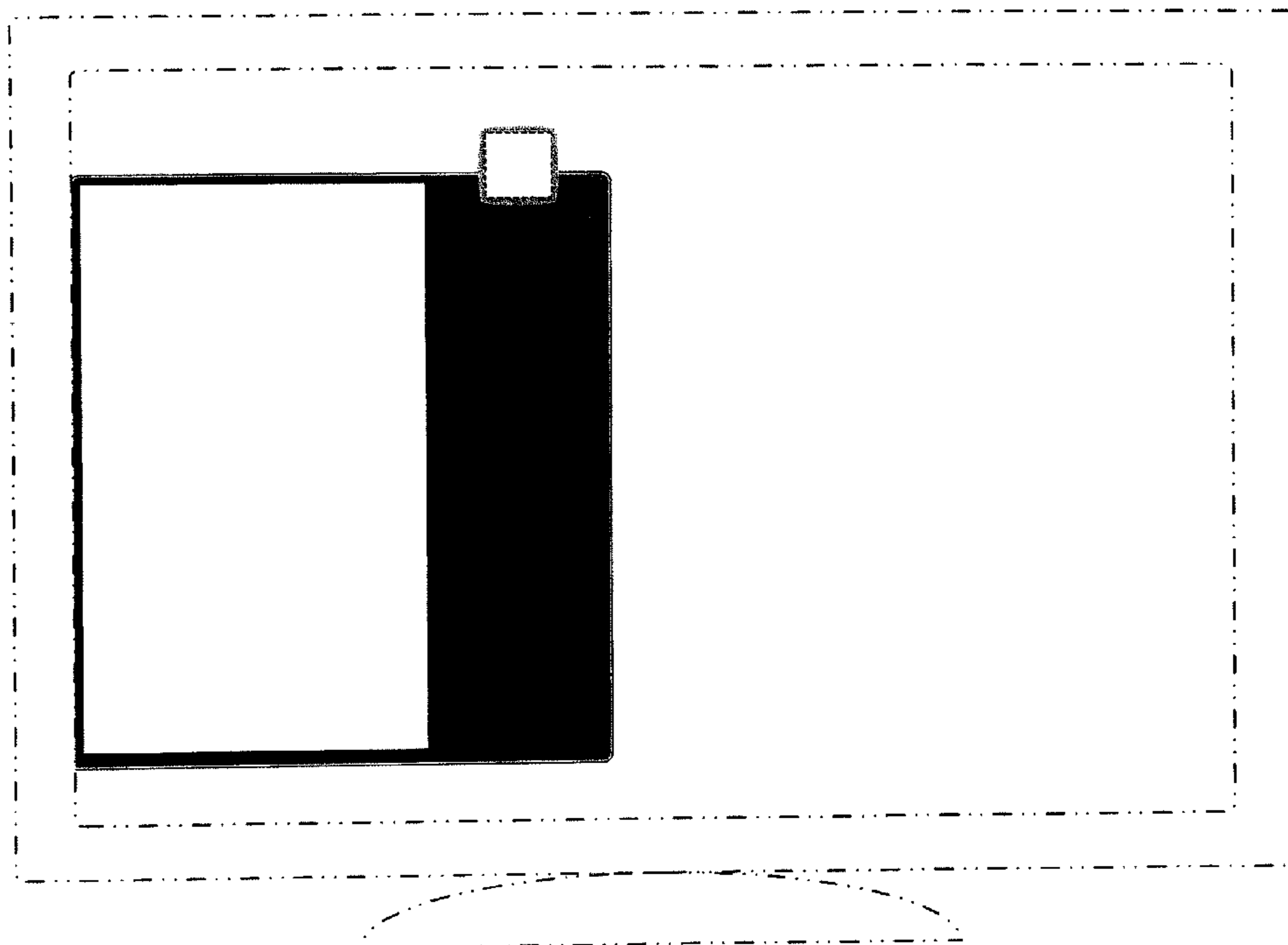
The ornamental design for a user interface for a portion of a display screen, as shown and described.


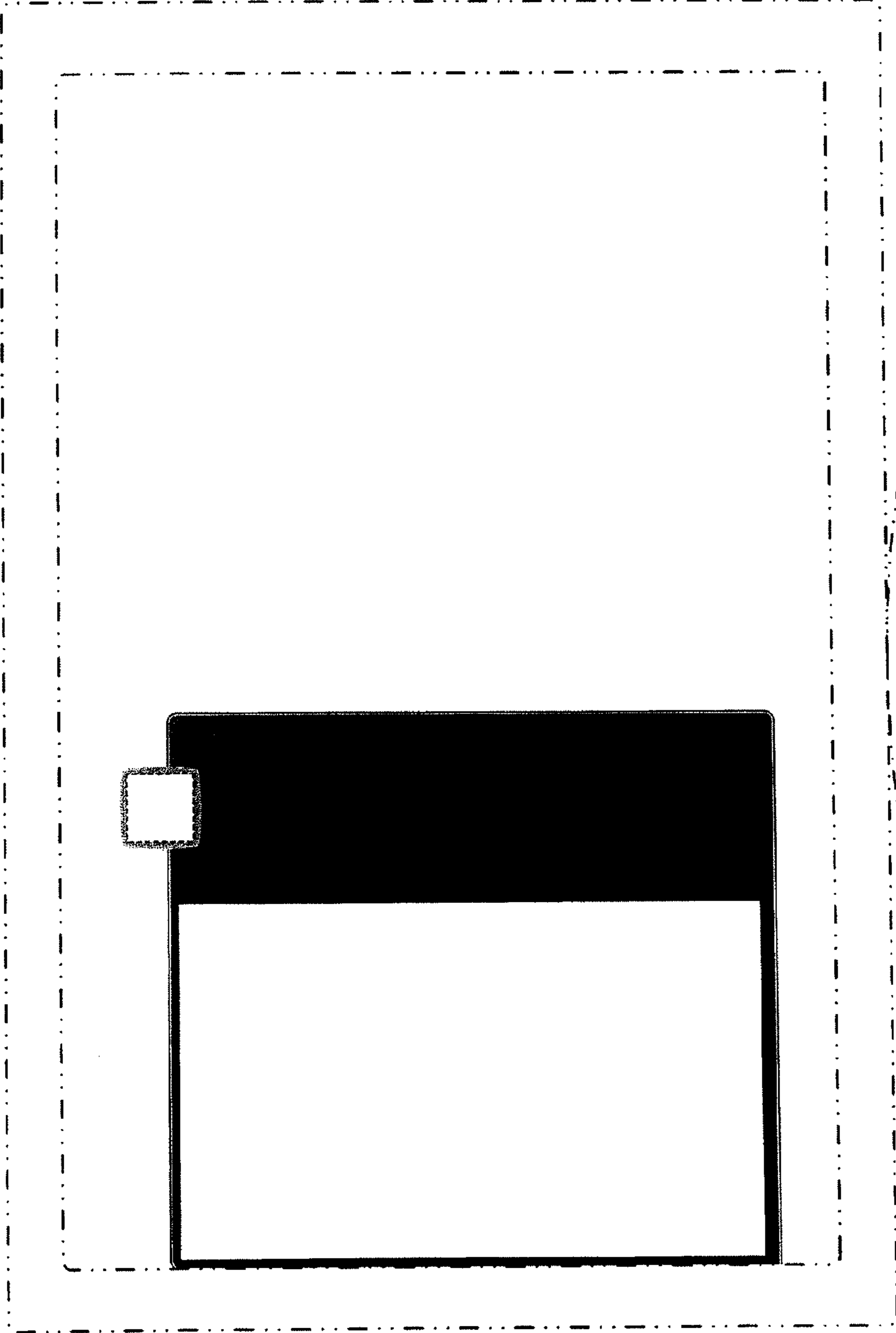
**DESCRIPTION**

The FIGURE is a front view of a user interface for a portion of a display screen showing our new design.

The broken line drawing of the small square in the user interface is for illustrative purposes only and forms no part of the claimed design. The area within the square is not part of the claimed design.

**1 Claim, 1 Drawing Sheet**





THE FIGURE