

US00D528550S

(12) **United States Design Patent**
Stein et al.

(10) **Patent No.:** **US D528,550 S**

(45) **Date of Patent:** **** Sep. 19, 2006**

(54) **TRANSITIONAL IMAGE FOR A PORTION OF A DISPLAY SCREEN**

(75) Inventors: **Robert Stein**, Redmond, WA (US);
Charles W. Stabb, Seattle, WA (US)

(73) Assignee: **Microsoft Corporation**, Redmond, WA (US)

(**) Term: **14 Years**

(21) Appl. No.: **29/228,349**

(22) Filed: **Apr. 22, 2005**

(51) **LOC (8) Cl.** **14-04**

(52) **U.S. Cl.** **D14/485**

(58) **Field of Classification Search** 715/500.1,
715/501.1, 526, 530-31, 539, 708, 711, 717,
715/723, 726, 733, 738, 753, 762, 763-4,
715/767-69, 778-82, 788, 790, 793-94,
715/797-8, 802-10, 835-40, 848-856, 862-63,
715/976, 978; D14/485-94; D18/24-33;
D20/40, 11; D19/6; D21/324-33; 434/43,
434/38; 382/305; 400/76; 710/5, 73; 707/102,
707/2; 463/32, 16; 717/170; 705/26, 27; 345/757,
345/782, 848, 852, 850, 809, 837, 798, 752,
345/163, 156, 537, 474, 836, 419, 649, 656,
345/659, 426, 427, 582, 428, 440, 660, 634,
345/902, 418, 629

See application file for complete search history.

(56) **References Cited**

U.S. PATENT DOCUMENTS

5,448,696 A * 9/1995 Shimada et al. 715/853
5,751,931 A * 5/1998 Cox et al. 345/440
5,754,177 A * 5/1998 Hama et al. 715/862

5,917,500 A * 6/1999 Johnson et al. 345/440
6,091,417 A * 7/2000 Lefkowitz 715/854
6,111,561 A * 8/2000 Brandau et al. 715/781
6,356,285 B1 * 3/2002 Burkwald et al. 715/853
6,366,299 B1 * 4/2002 Lanning et al. 715/738
2002/0032696 A1 * 3/2002 Takiguchi et al. 707/500.1

* cited by examiner

Primary Examiner—M. H. Tung

Assistant Examiner—Susan Moon Lee

(74) *Attorney, Agent, or Firm*—Banner & Witcoff, Ltd.

(57) **CLAIM**

The ornamental design for a transitional image for a portion of a display screen, as shown and described.

DESCRIPTION

FIG. 1 is a front view of the first image in the sequence for a transitional image for a portion of a display screen showing our new design;

FIG. 2 is a front view of the second image thereof;

FIG. 3 is a front view of the third image thereof;

FIG. 4 is a front view of the fourth image thereof;

FIG. 5 is a front view of the fifth image thereof;

FIG. 6 is a front view of the sixth image thereof;

FIG. 7 is a front view of the seventh image thereof;


FIG. 8 is a front view of the eighth image thereof; and,

FIG. 9 is a front view of the ninth image thereof.

The process or period in which one image transitions to another forms no part of the claimed design.

The appearance of the transitional image sequentially transitions between the images shown in FIGS. 1-9. The broken line showing of a display screen in FIGS. 1-9 is for illustrative purposes only and forms no part of the claimed design.

1 Claim, 9 Drawing Sheets



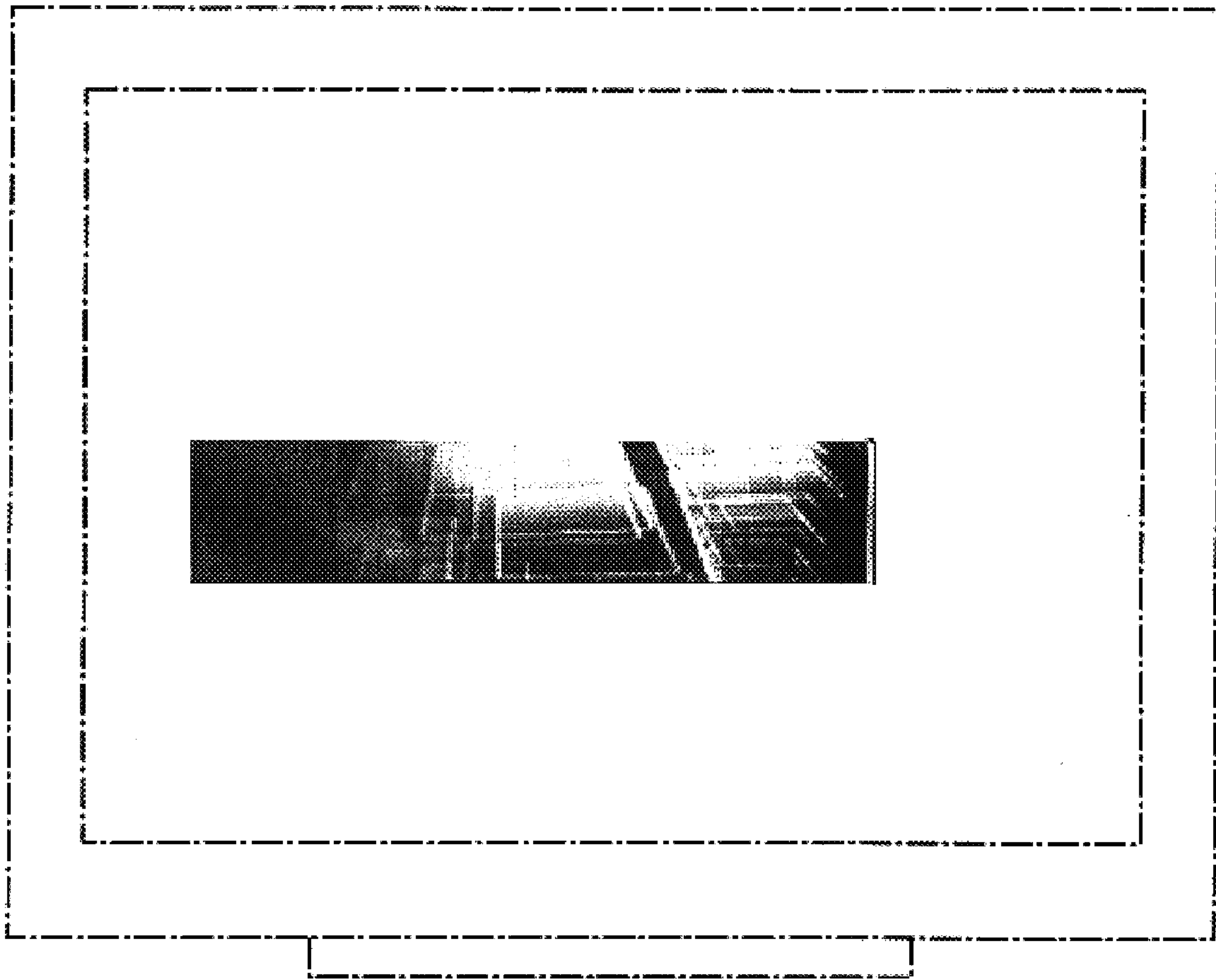


FIG. 1

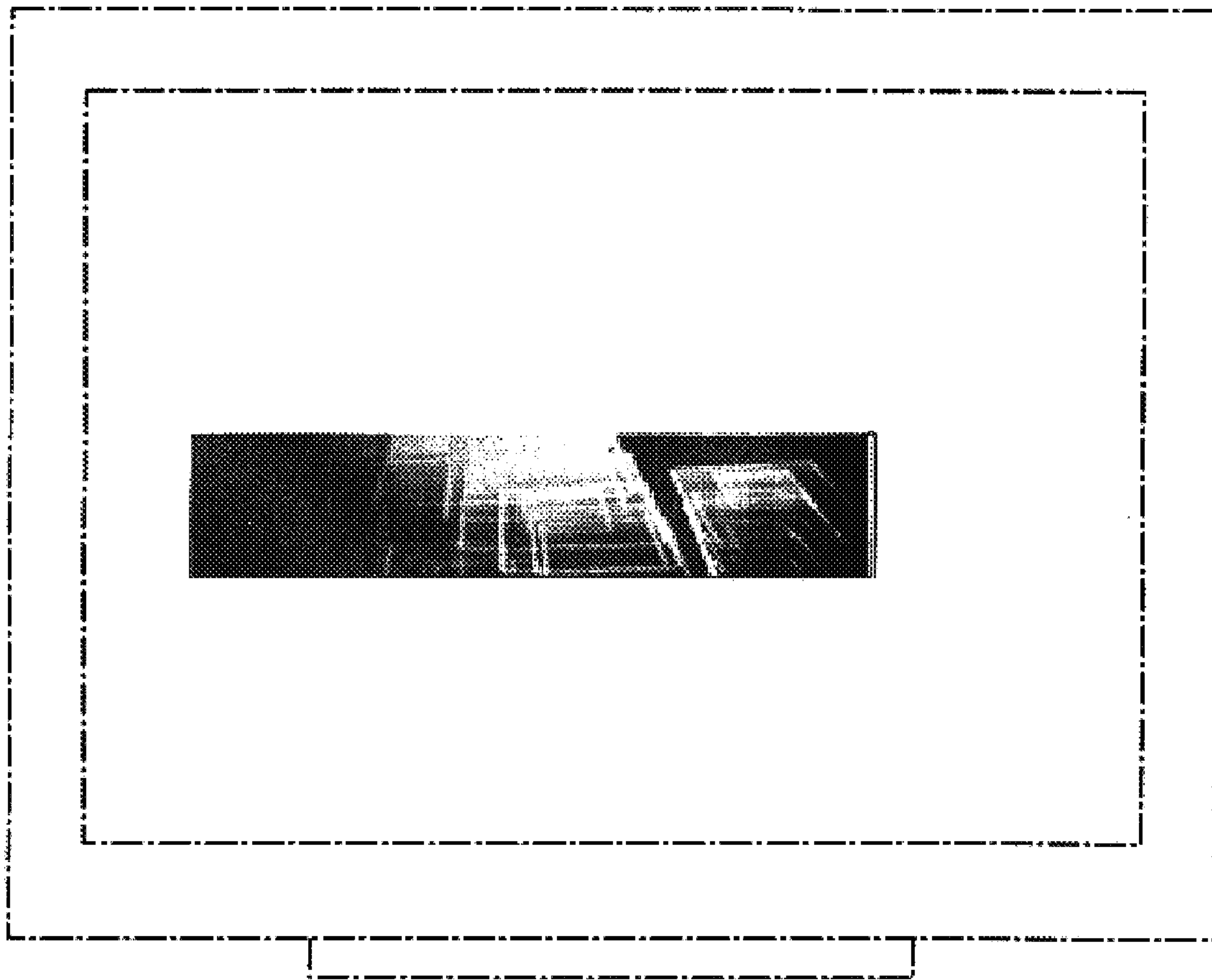


FIG. 2

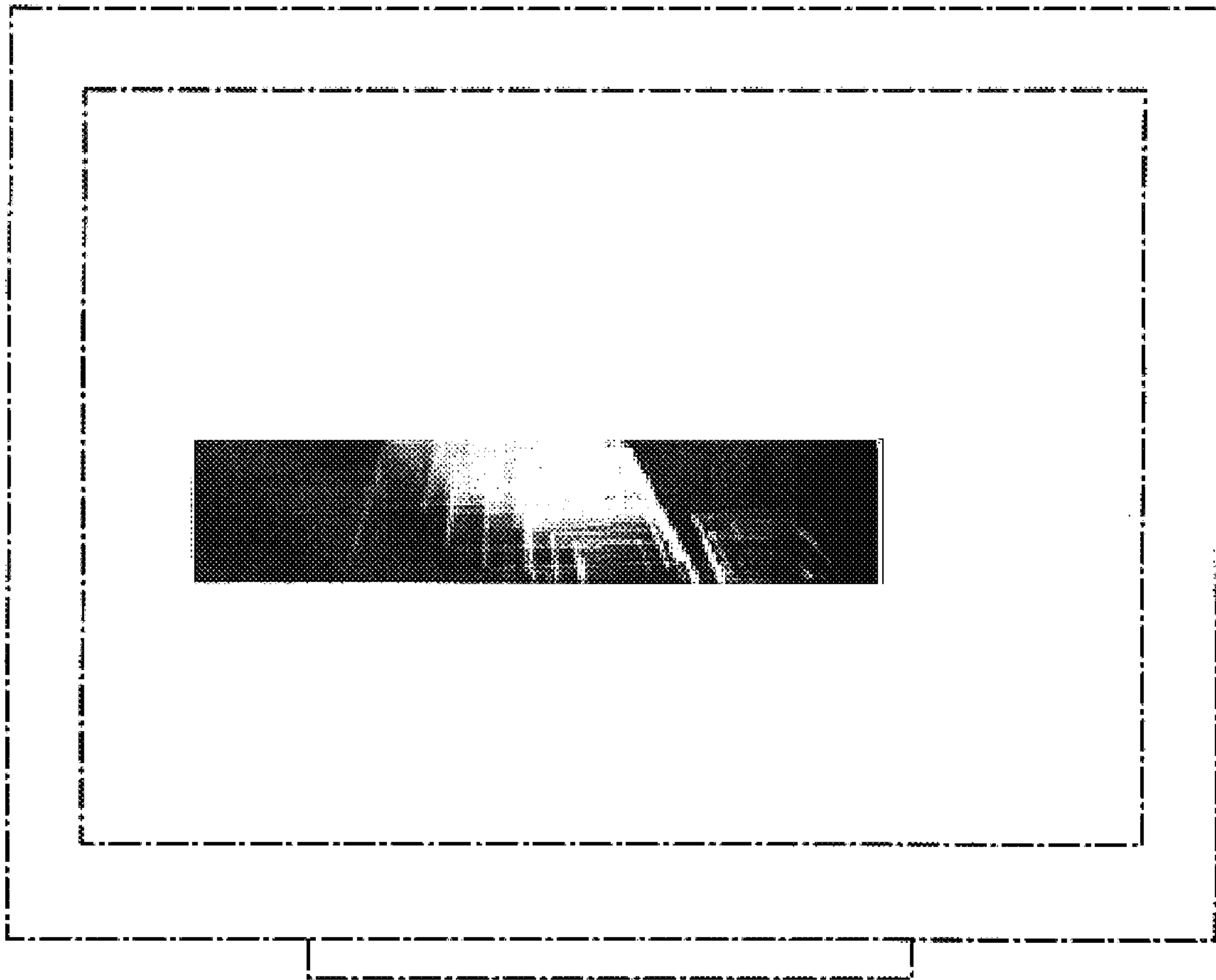


FIG. 3

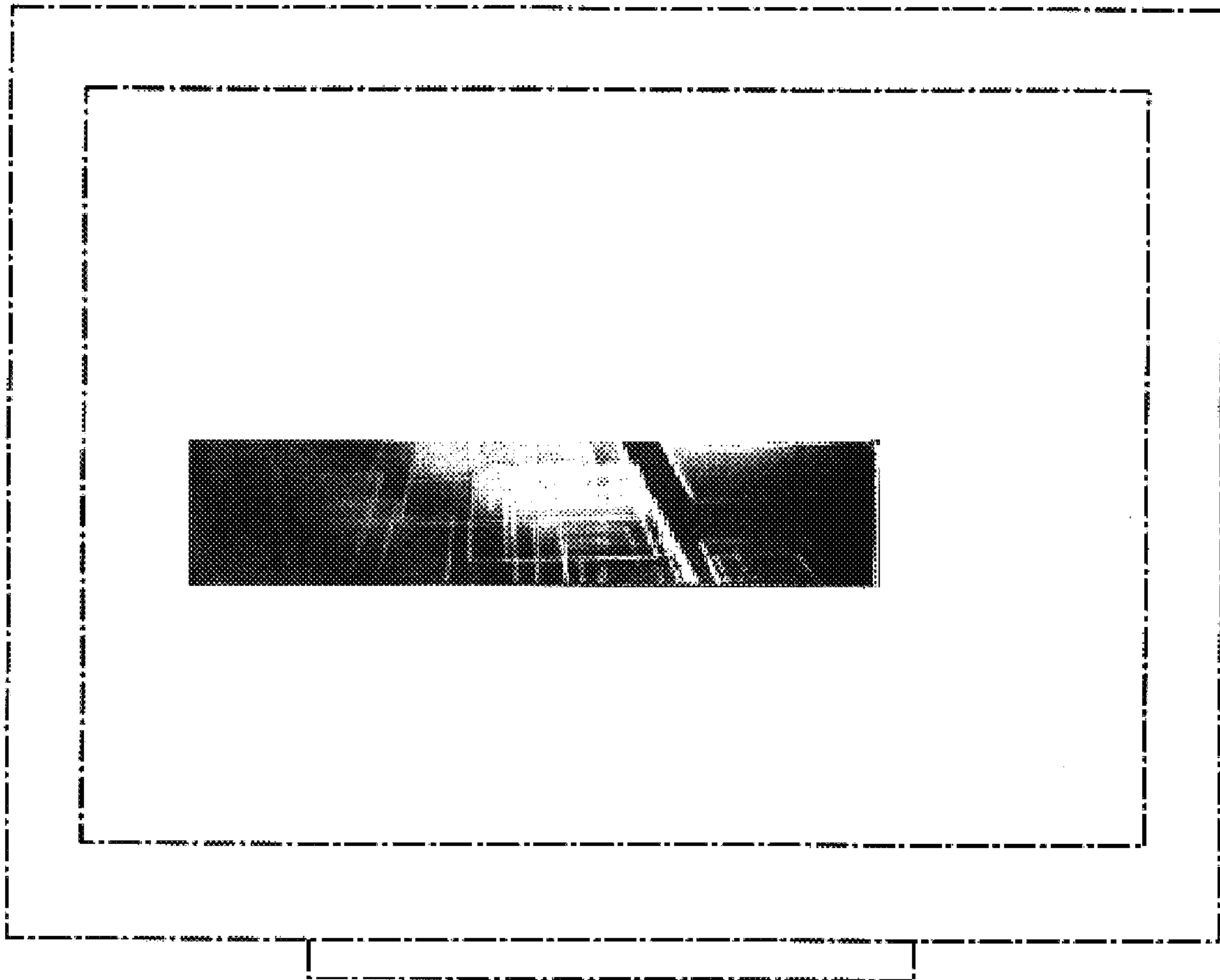


FIG. 4

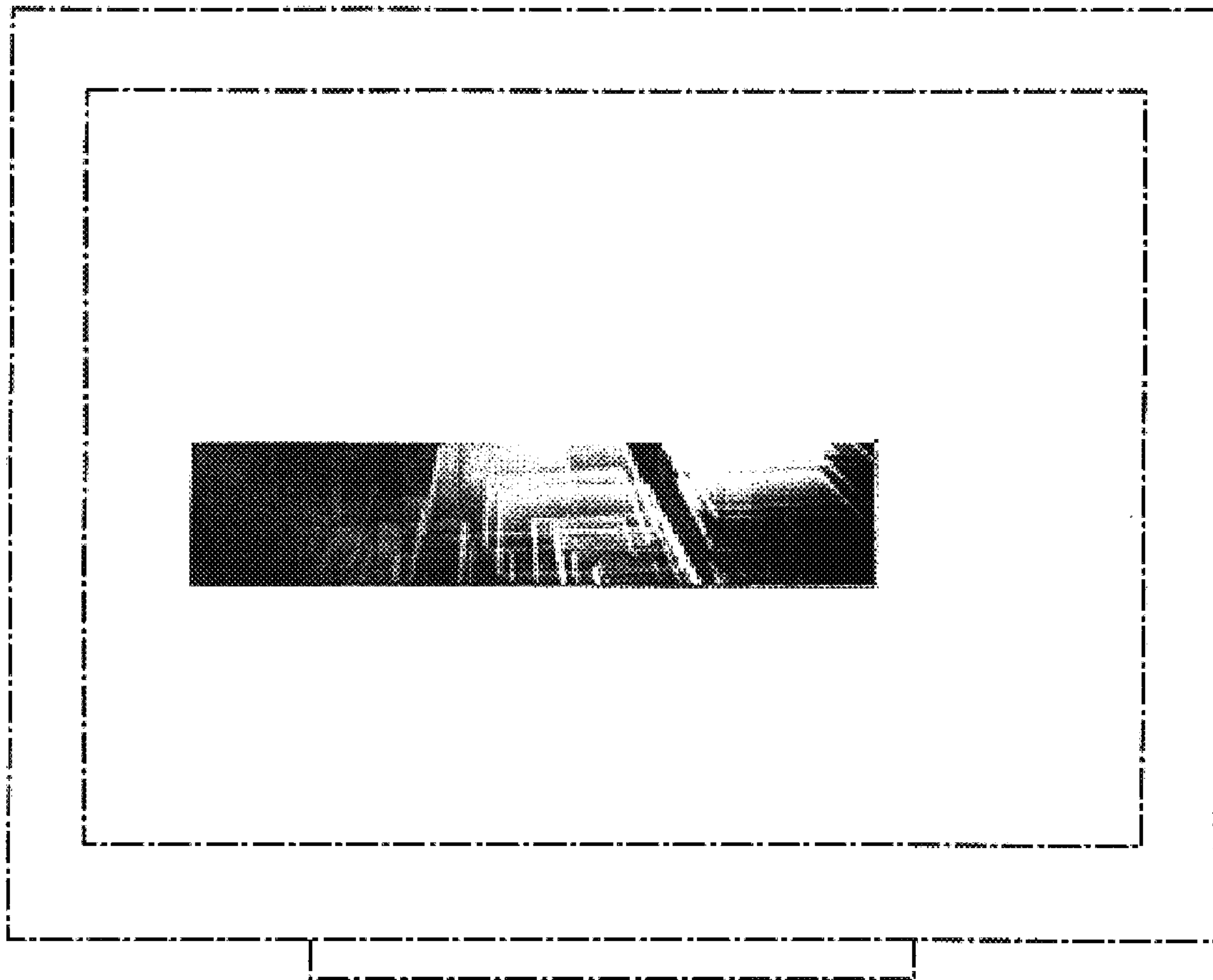


FIG. 5

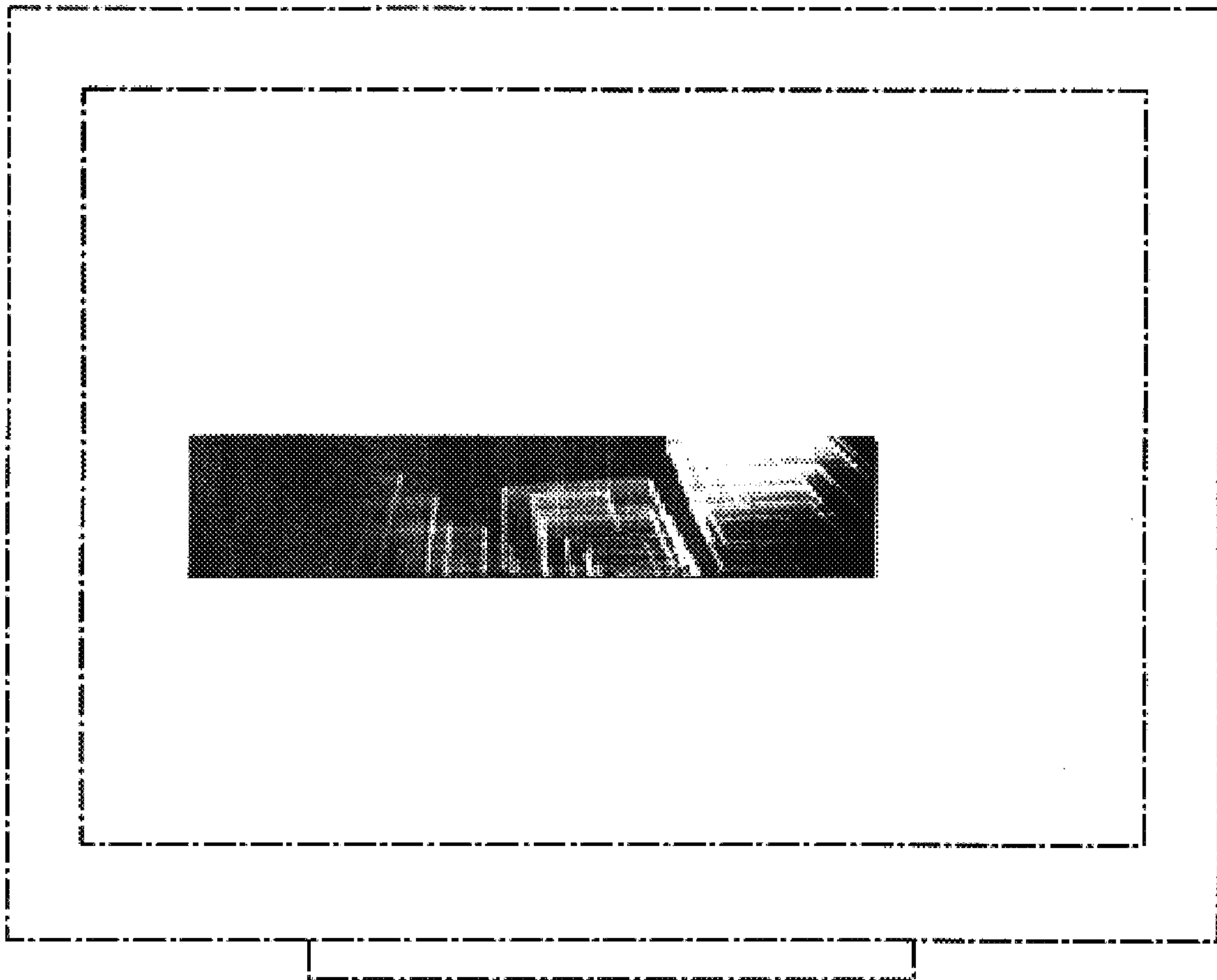


FIG. 6




FIG. 7

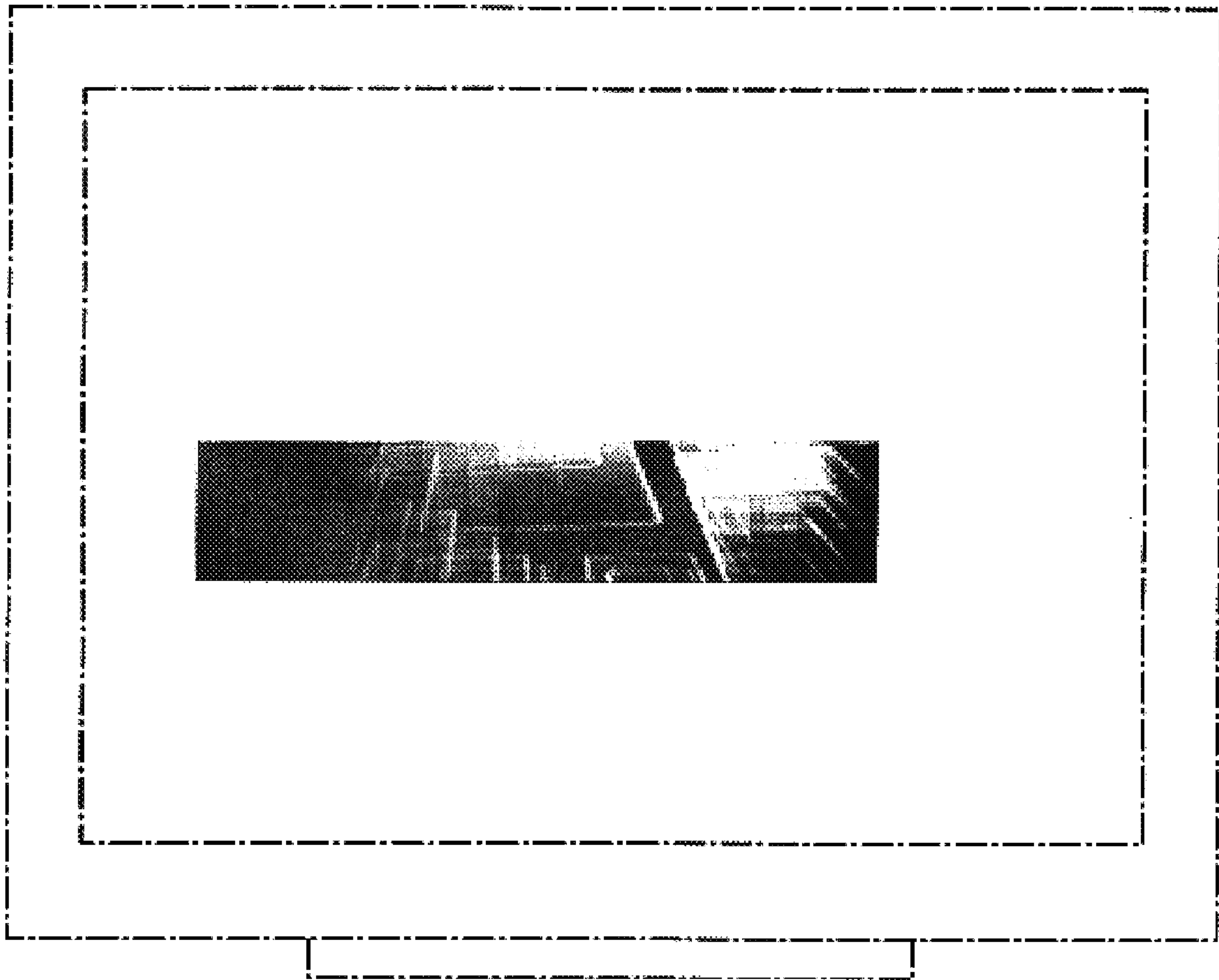


FIG. 8




FIG. 9