

US00D528535S

(12) **United States Design Patent**
Ng et al.

(10) **Patent No.:** **US D528,535 S**

(45) **Date of Patent:** **** Sep. 19, 2006**

(54) **COMBINATION DVD AND VCR PLAYER**

(75) Inventors: **Po Yi Ng**, Sunnyvale, CA (US); **Chris Heatherly**, Pasadena, CA (US)

(73) Assignee: **Disney Enterprises, Inc.**, Burbank, CA (US)

(**) Term: **14 Years**

(21) Appl. No.: **29/205,456**

(22) Filed: **May 13, 2004**

(51) **LOC (8) Cl.** **14-01**

(52) **U.S. Cl.** **D14/168; D14/136**

(58) **Field of Classification Search** D14/135-136, D14/156-157, 160-165, 167-168, 192-198, D14/188, 217, 257, 258, 445; 360/99.02, 360/99.07; 369/75.11, 75.21, 77.21, 77.11; 720/612, 619, 647, 655; 455/344, 347-351
See application file for complete search history.

(56) **References Cited**

U.S. PATENT DOCUMENTS

4,398,281	A	*	8/1983	Hughes	369/77.11
D349,496	S	*	8/1994	Sato	D14/156
D368,089	S	*	3/1996	Goshima	D14/136
D416,553	S	*	11/1999	Nishiwaki et al.	D14/135
6,028,737	A	*	2/2000	Khuu	360/99.06
D425,889	S	*	5/2000	Yuyama	D14/156
D432,110	S	*	10/2000	Shepherd et al.	D14/156
D436,088	S	*	1/2001	Yukikado et al.	D14/135

D454,856	S	*	3/2002	Kobayashi	D14/168
D458,242	S	*	6/2002	Ito et al.	D14/156
D481,373	S	*	10/2003	Sogabe	D14/168

OTHER PUBLICATIONS

U.S. Appl. No. 29/160,144 filed May 3, 2002 by Hartmut Heinrich Esslinger et al., assigned to Disney Enterprises, Inc.

* cited by examiner

Primary Examiner—Nanda Bondade

(74) *Attorney, Agent, or Firm*—Pablo E. Tapia; Neer Gupta; Greenberg Traurig, LLP

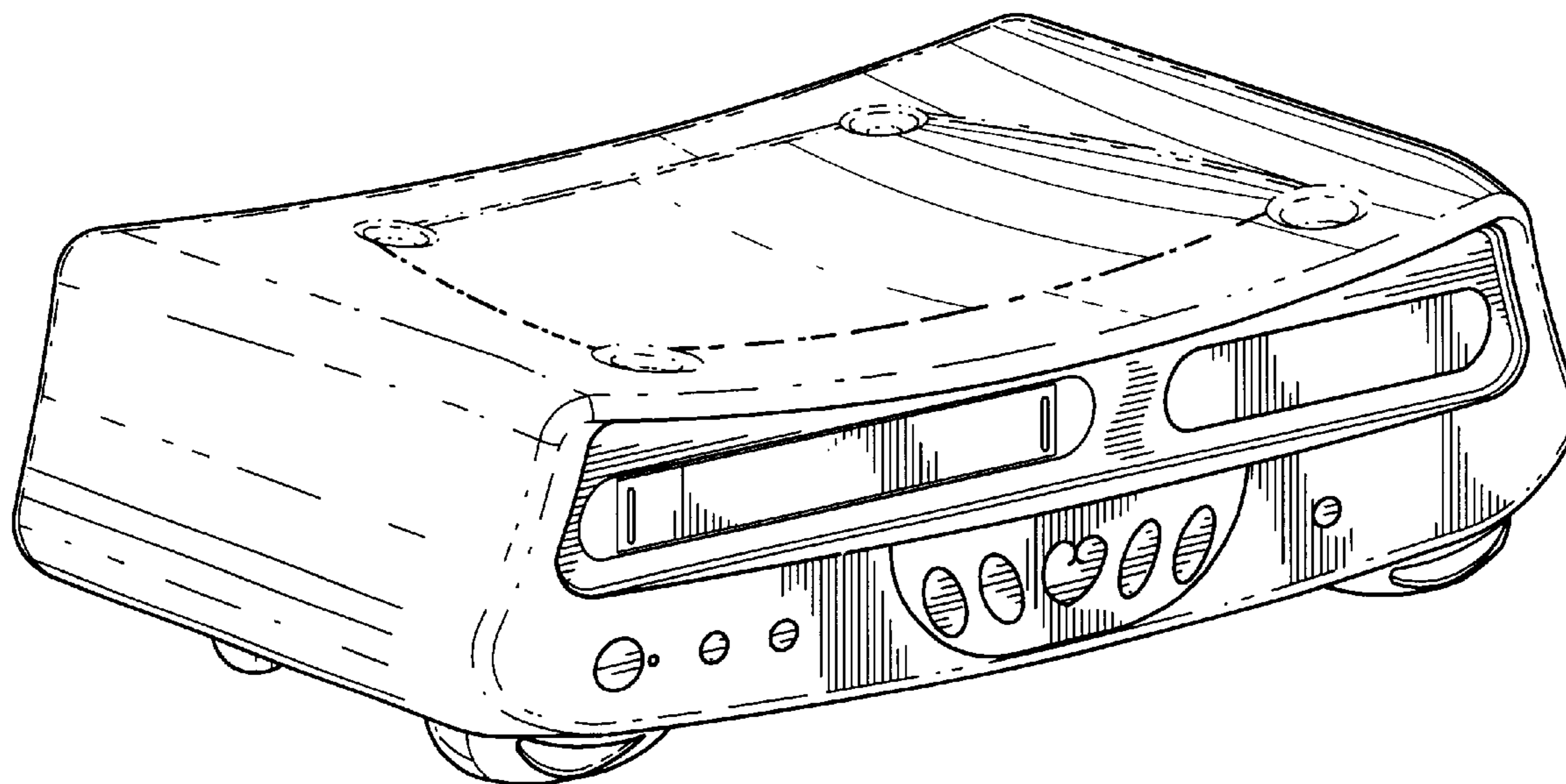
(57) **CLAIM**

The ornamental design for a combined DVD and VCR player, as shown and described.

DESCRIPTION

FIG. 1 is a front perspective view of a combined DVD and VCR player showing our new design; FIG. 2 is a front elevational view thereof; FIG. 3 is a rear elevational view thereof; FIG. 4 is a top plan view thereof; FIG. 5 is a bottom plan view thereof; FIG. 6 is a right side elevational view thereof; and, FIG. 7 is a left side elevational view thereof. Broken lines are for illustrative purposes only and form no part of the claimed design.

1 Claim, 4 Drawing Sheets



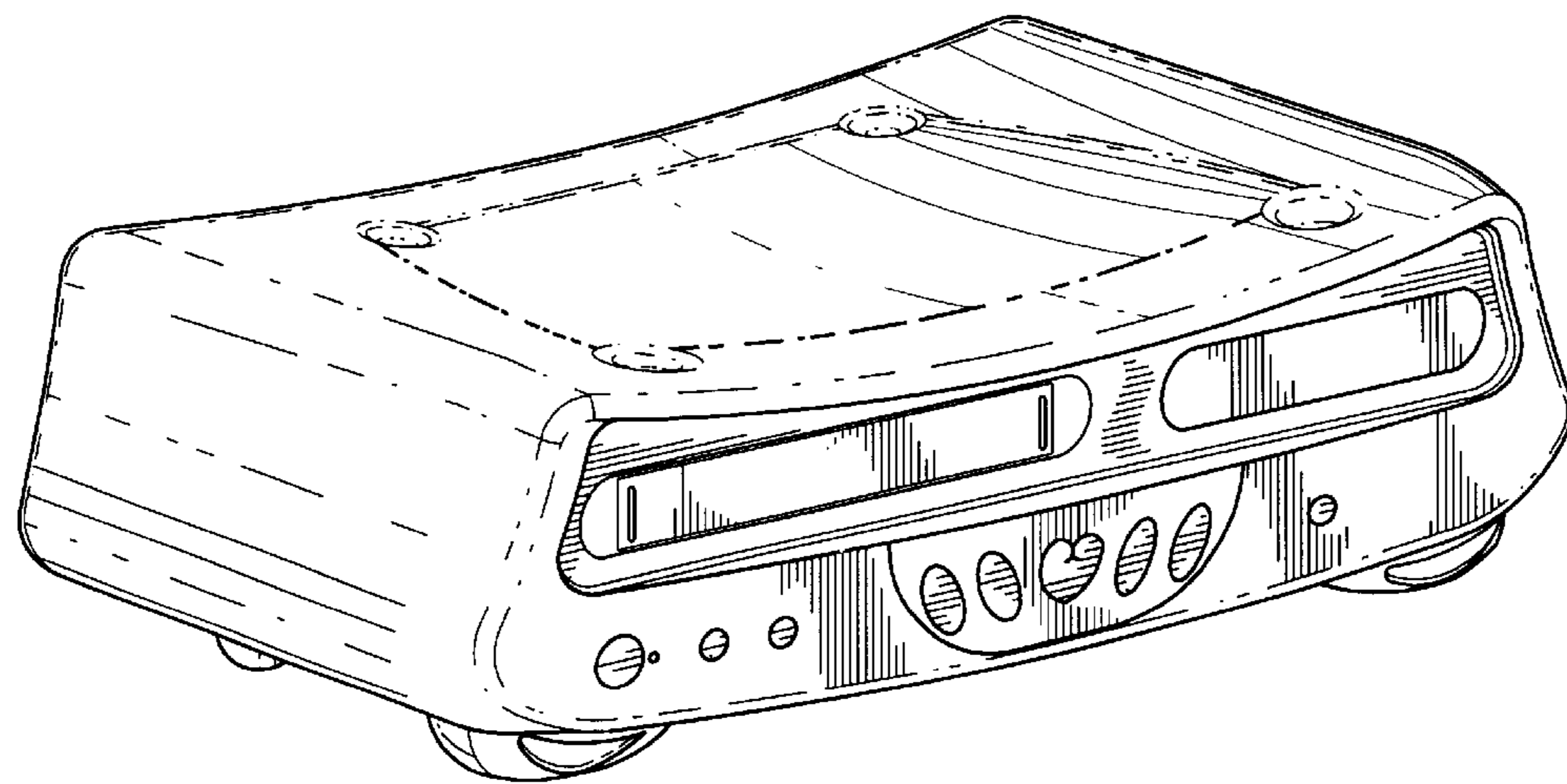


FIG. 1

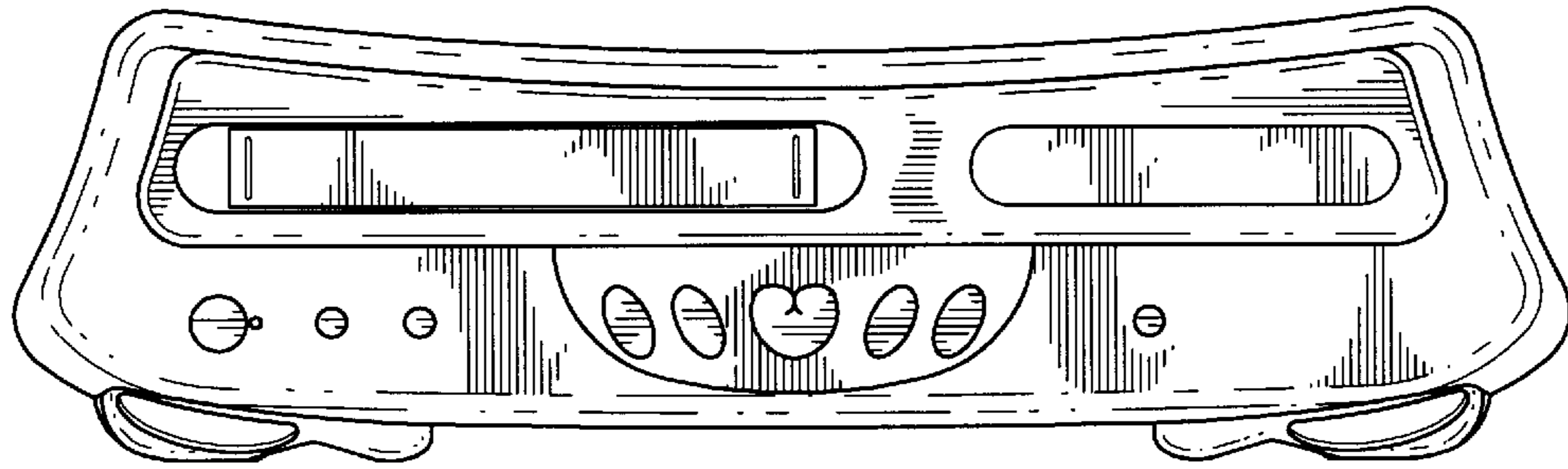


FIG. 2

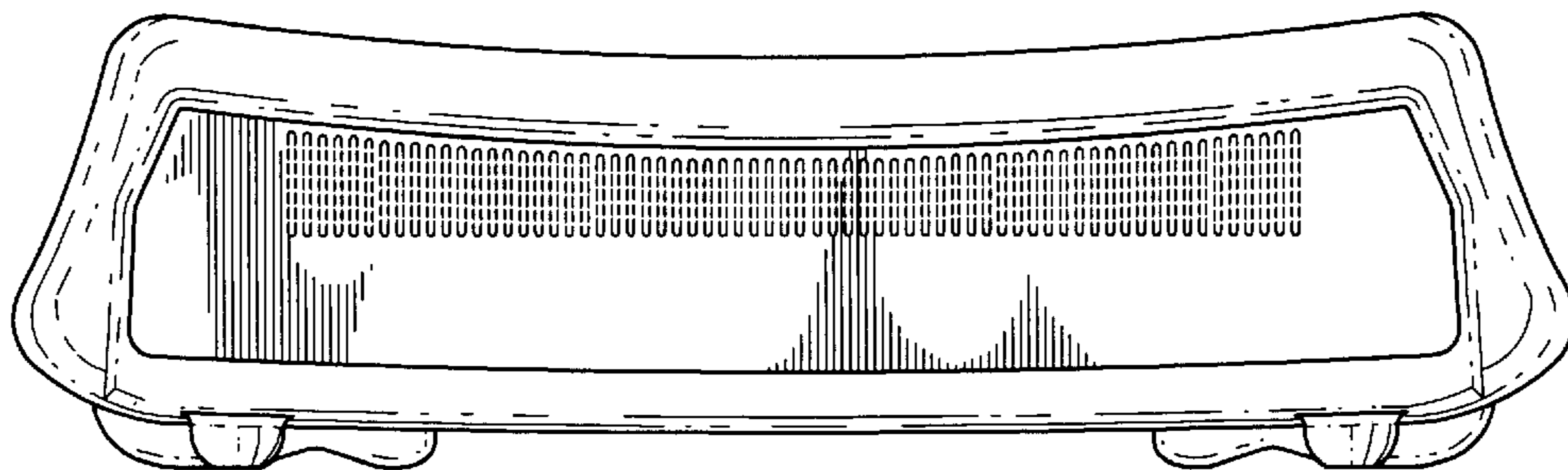


FIG. 3

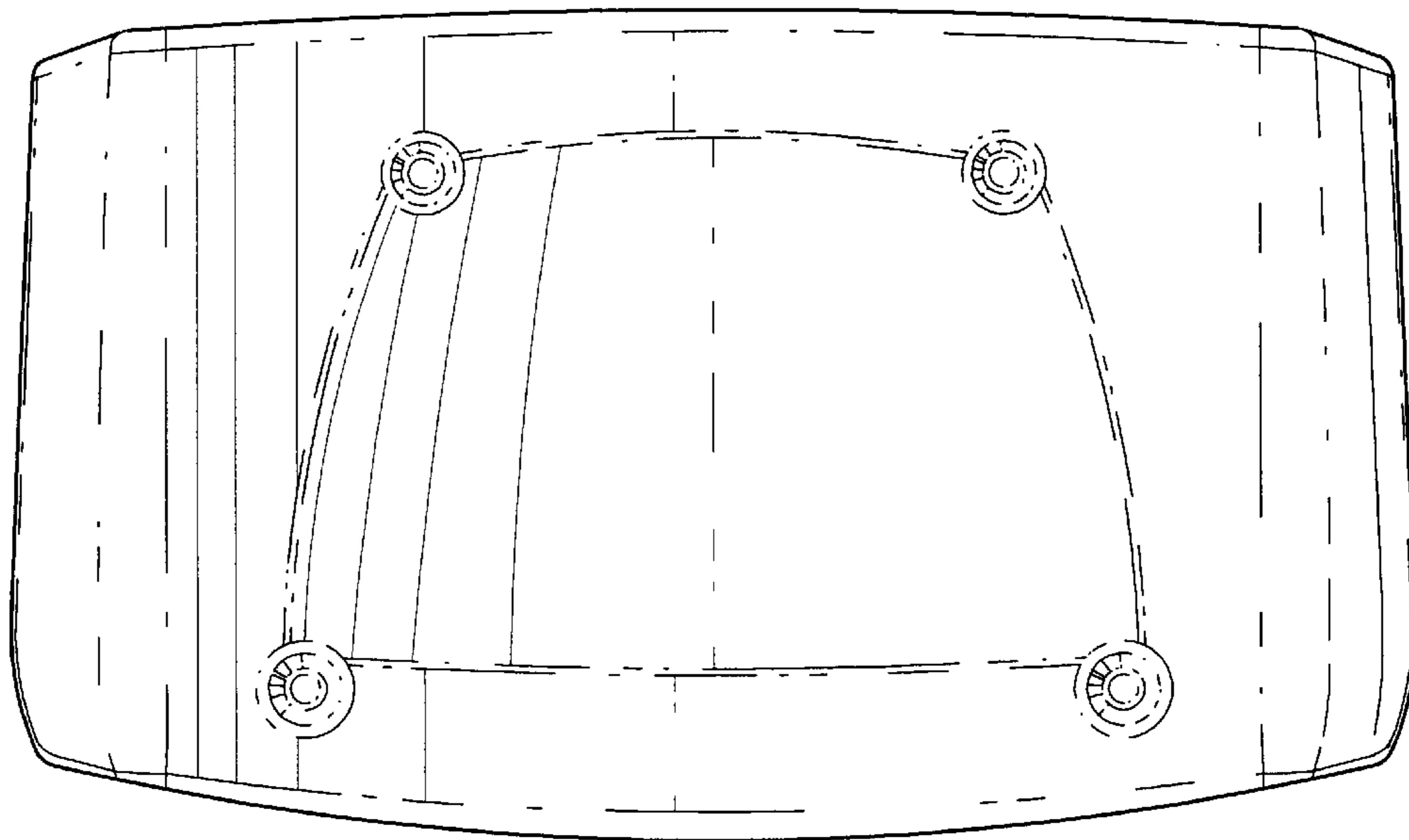


FIG. 4

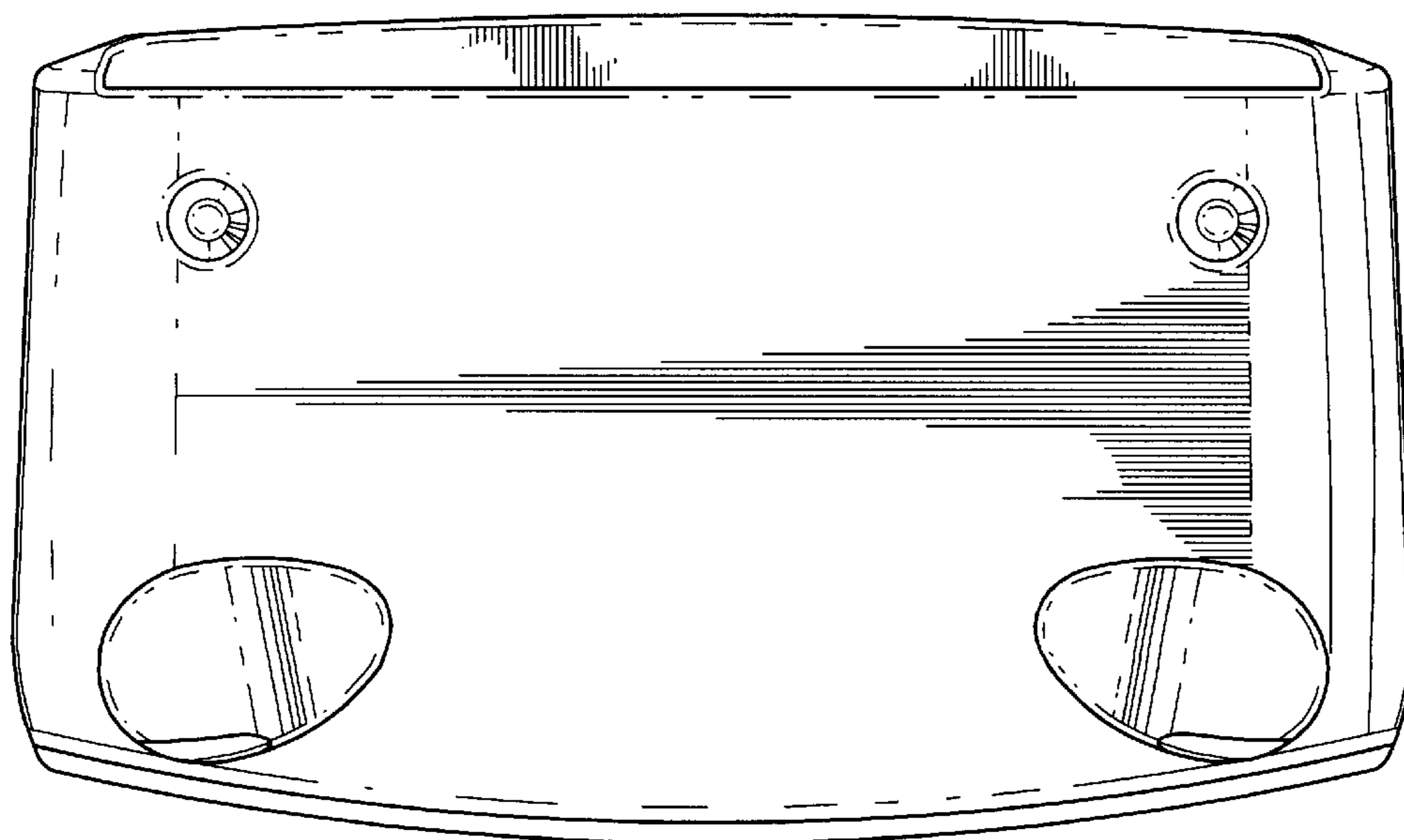


FIG. 5




FIG. 6




FIG. 7