



US00D528510S

(12) **United States Design Patent** (10) **Patent No.:** **US D528,510 S**
Schmieta et al. (45) **Date of Patent:** **** Sep. 19, 2006**

(54) **REMOTE CONTROL DEVICE**
(75) Inventors: **Gerd Schmieta**, Boston, MA (US);
Gretchen Wustrack, Cambridge, MA
(US); **Dirk Ahlgrim**, Boston, MA (US)
(73) Assignee: **Hillcrest Laboratories, Inc.**, Rockville,
MD (US)
(**) Term: **14 Years**

D325,357 S * 4/1992 Worthington D10/106
D459,262 S * 6/2002 Kurz et al. D10/104
D465,477 S * 11/2002 Beraut et al. D14/218
6,731,267 B1 * 5/2004 Tuoriniemi et al. 345/156
6,788,286 B1 * 9/2004 Travers et al. 345/156
D499,702 S * 12/2004 Abe D13/168

FOREIGN PATENT DOCUMENTS

KR 30-0348131 3/2004

* cited by examiner

Primary Examiner—Selina Sikder
(74) *Attorney, Agent, or Firm*—Potomac Patent Group
PLLC

(21) Appl. No.: **29/226,786**
(22) Filed: **Apr. 1, 2005**

(51) **LOC (8) Cl.** **13-03**
(52) **U.S. Cl.** **D13/168**
(58) **Field of Classification Search** 345/156,
345/168, 169; 348/734; 455/92, 95, 100,
455/128, 151.1–151.4, 325–355; 463/39,
463/42; 700/17, 19, 20, 281; D13/168; D10/104,
D10/106; D14/218, 247; 340/825.22, 825.24,
340/825.25, 825.31, 825.36, 825.69, 825.71,
340/825.72; 341/20, 22, 23, 34, 173, 174,
341/176

See application file for complete search history.

(56) **References Cited**

U.S. PATENT DOCUMENTS

D322,609 S * 12/1991 Patton D14/218

(57) **CLAIM**

The ornamental design for a remote control device, as shown.

DESCRIPTION

FIG. 1 is a top perspective view of a remote control device showing my design;
FIG. 2 is a top view thereof;
FIG. 3 is a front end view thereof;
FIG. 4 is a rear end view thereof;
FIG. 5 is a side view thereof;
FIG. 6 is a bottom view thereof; and,
FIG. 7 is a bottom perspective view thereof.

1 Claim, 4 Drawing Sheets




FIG. 1

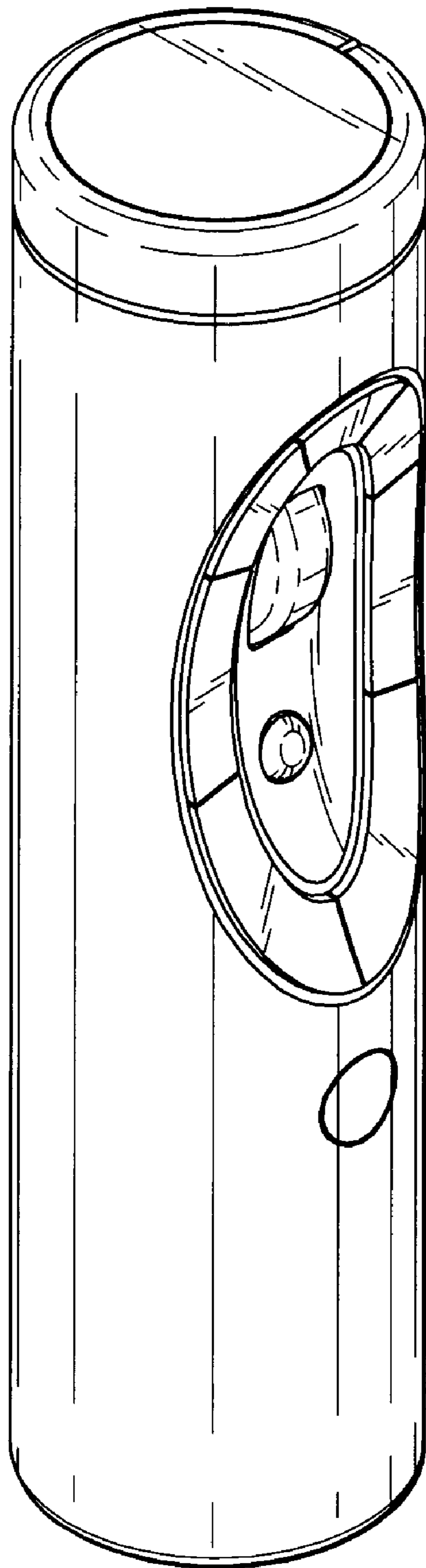


FIG. 2

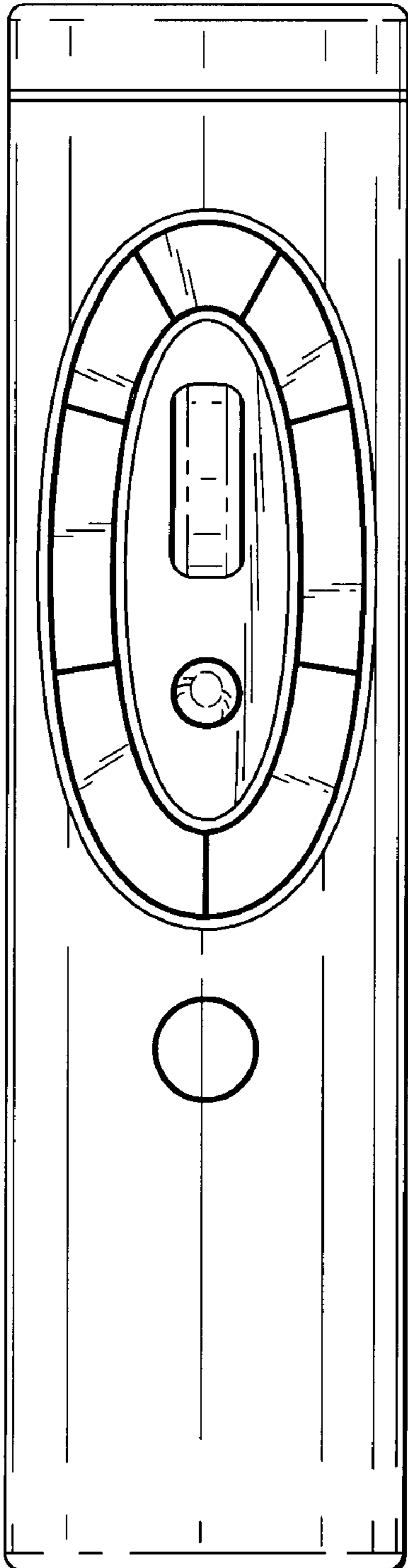


FIG. 3

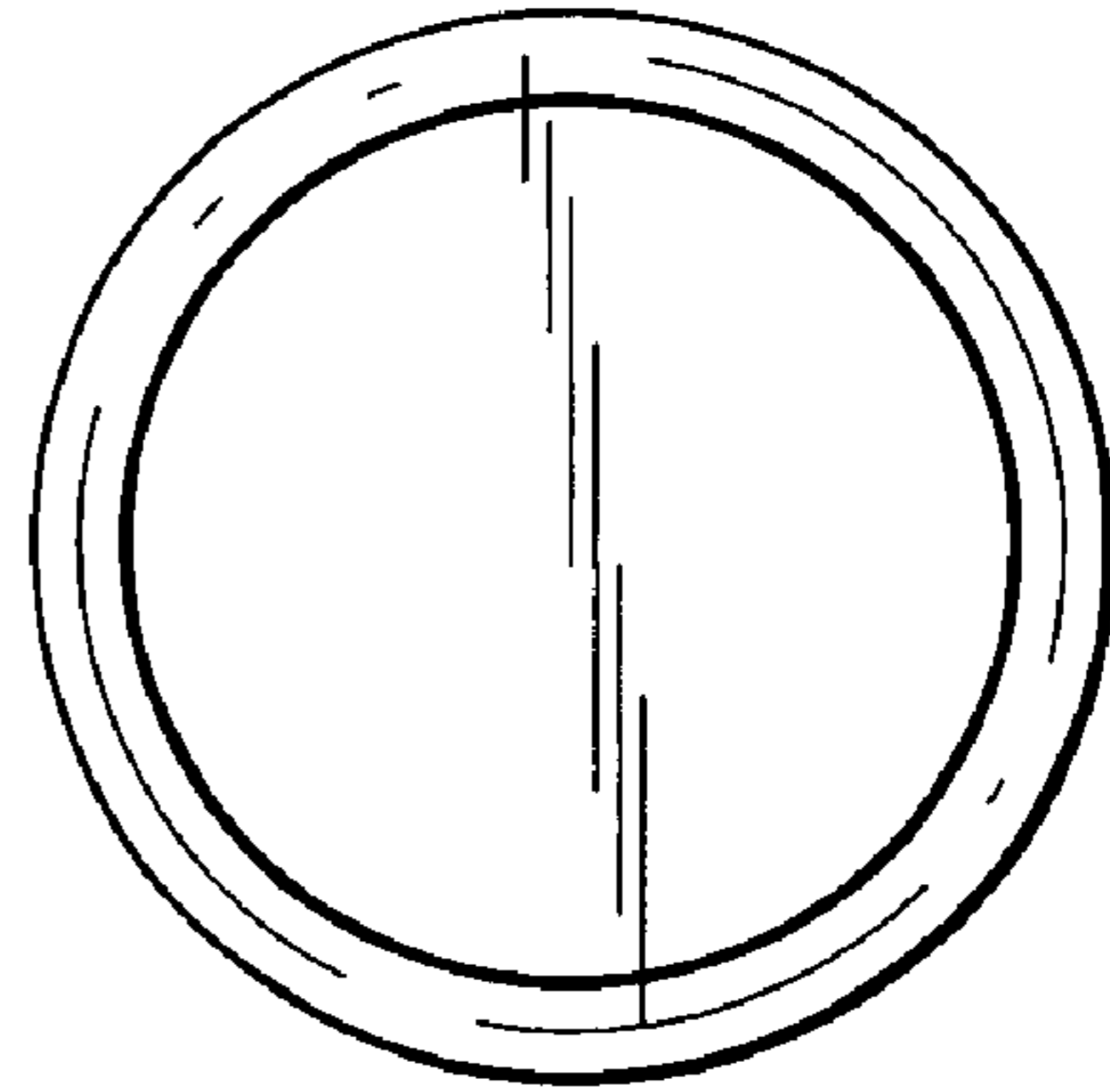


FIG. 4

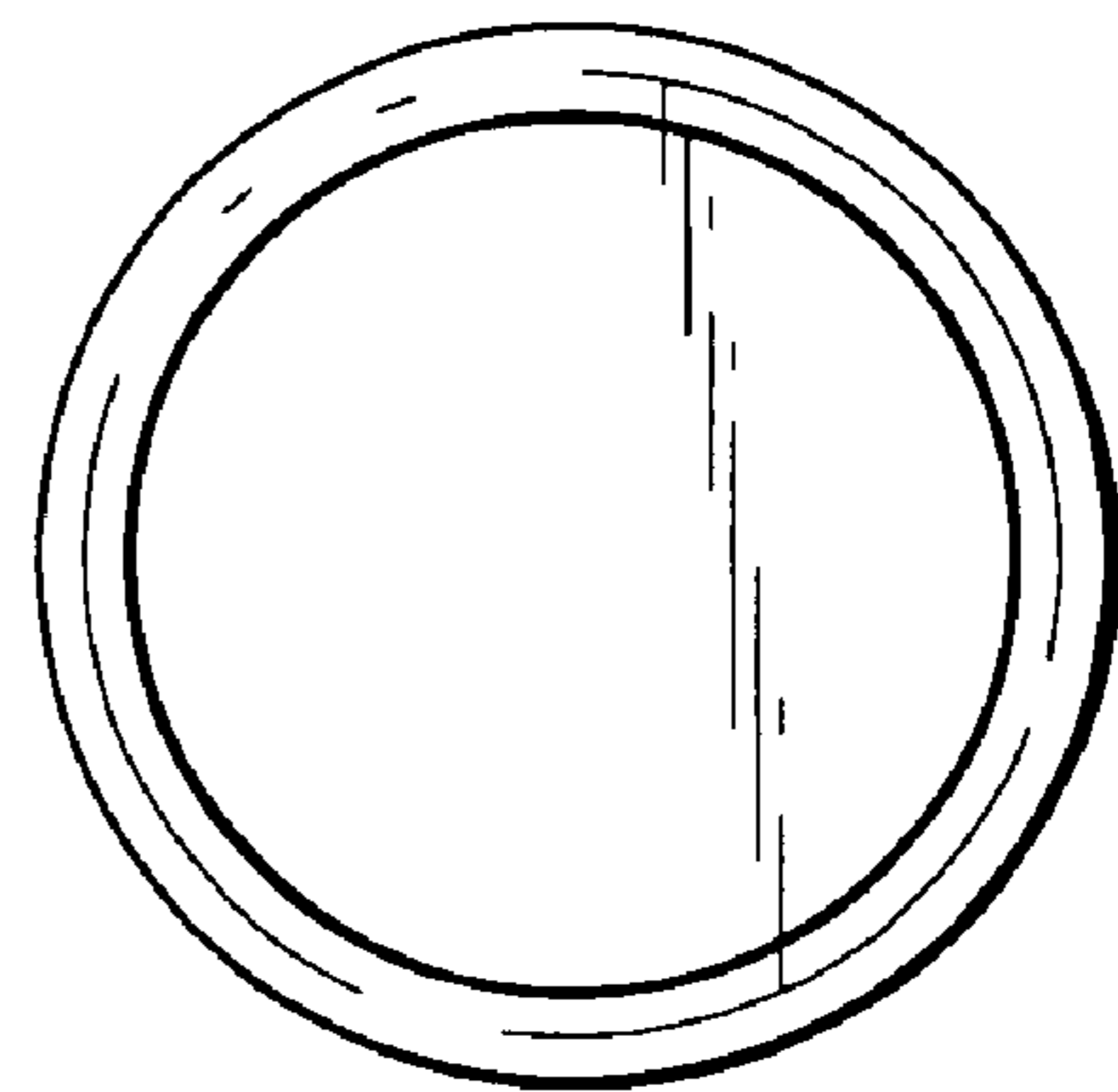


FIG. 5

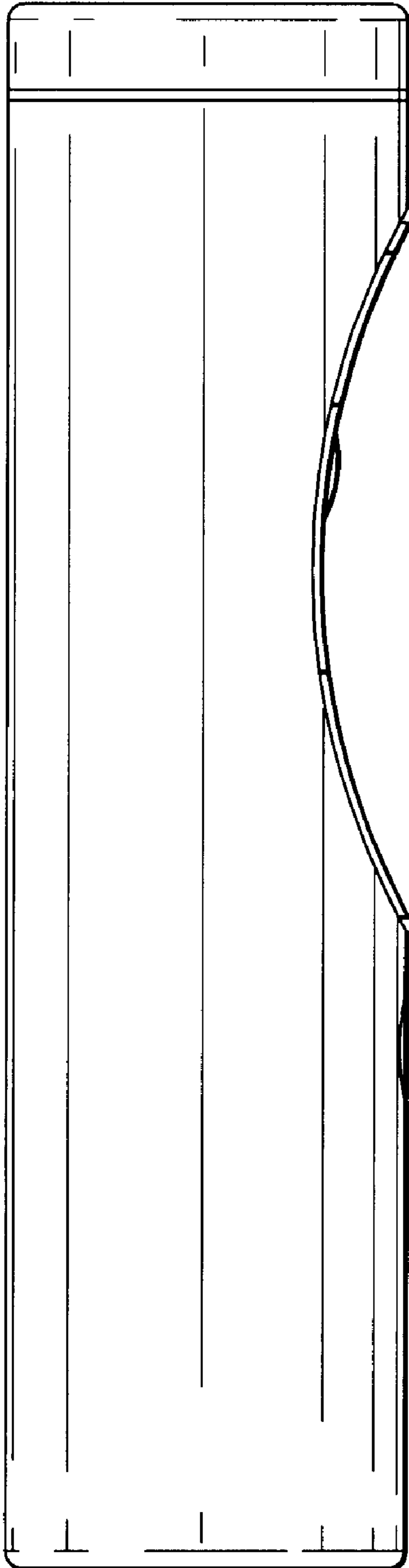


FIG. 6




FIG. 7

