

US00D528487S

(12) **United States Design Patent**  
**Spencer**

(10) **Patent No.:** **US D528,487 S**

(45) **Date of Patent:** **\*\* Sep. 19, 2006**

(54) **LICENSE PLATE FRAME HAVING BLING  
BLING CHAIN FEATURES**

(76) Inventor: **Todd R. Spencer**, 19475 Beacon Lite  
Rd., Monument, CO (US) 80132

(\*\*) Term: **14 Years**

(21) Appl. No.: **29/240,012**

(22) Filed: **Oct. 7, 2005**

(51) **LOC (8) Cl.** ..... **12-16**

(52) **U.S. Cl.** ..... **D12/193**

(58) **Field of Classification Search** ..... D12/193;  
D6/300-303, 310-314; 40/200-203, 207-216;  
D8/499; D11/13

See application file for complete search history.

(56) **References Cited**

**U.S. PATENT DOCUMENTS**

- D298,023 S \* 10/1988 Corey ..... D12/193
- D331,217 S \* 11/1992 Spencer ..... D12/193
- D348,425 S \* 7/1994 Leu ..... D12/193
- D375,072 S \* 10/1996 Chiou ..... D12/193

D380,429 S \* 7/1997 Clark et al. .... D12/193

\* cited by examiner

*Primary Examiner*—Stacia Cadmus

(74) *Attorney, Agent, or Firm*—Timothy Thut Tyson  
Freilich, Hornbaker & Rosen

(57) **CLAIM**

The ornamental design for a license plate frame having bling bling chain features, as shown and described.

**DESCRIPTION**

FIG. 1 is a front, top, right side perspective view of a license plate frame having bling bling chain features showing my new design;

FIG. 2 is a front elevation view thereof;


FIG. 3 is a rear elevation view thereof;

FIG. 4 is a left side elevation view thereof, the right side elevation view being the same; and,

FIG. 5 is a bottom plan view thereof, the top plan view being the same.

The broken line showing of the mounting tabs and holes is for illustrative purposes only and forms no part of the claimed design.

**1 Claim, 4 Drawing Sheets**



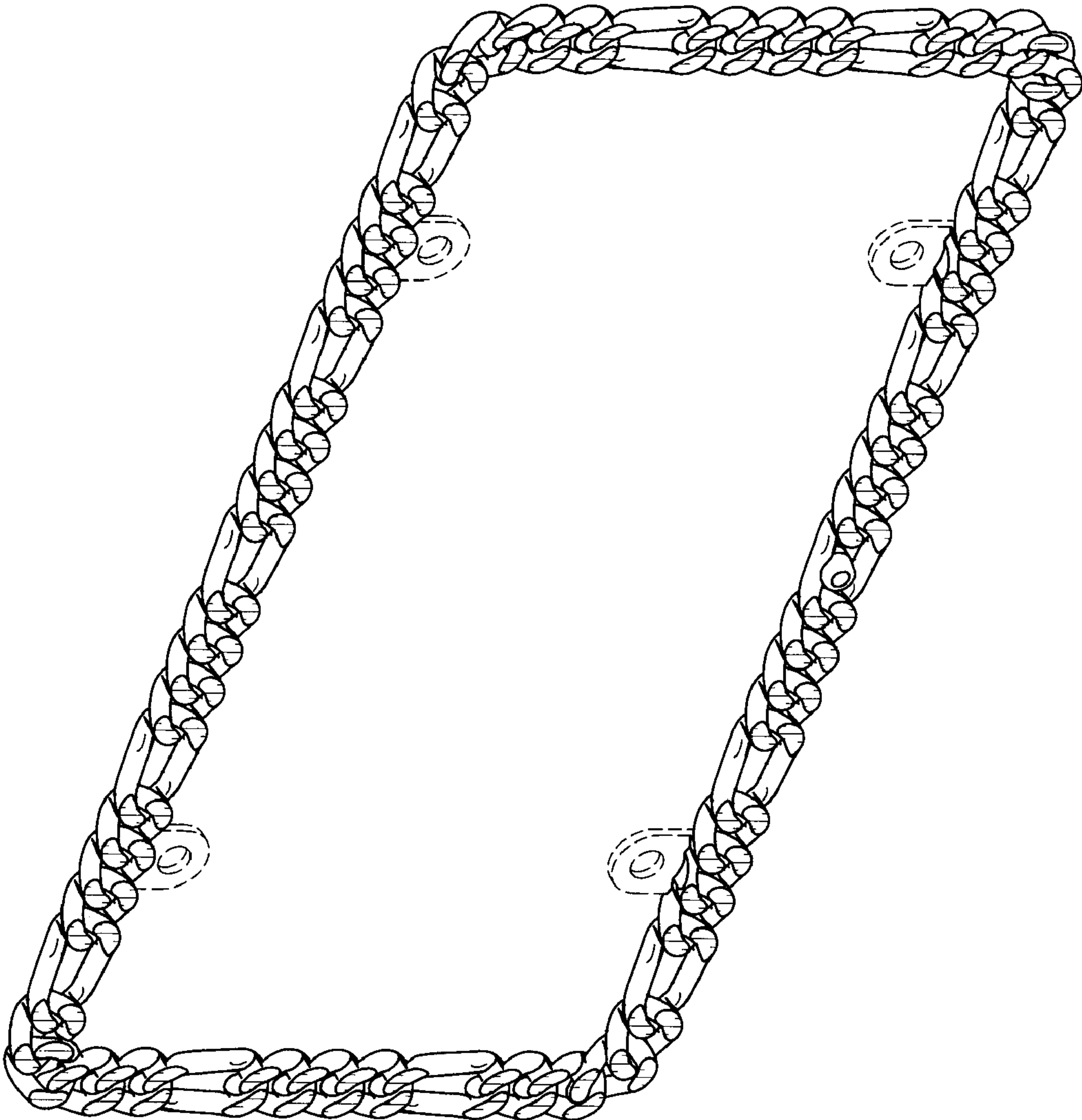


FIG. 1




FIG. 2






FIG. 3



FIG. 4



FIG. 5