



US00D528484S

(12) **United States Design Patent**
Schmidt et al.

(10) **Patent No.:** **US D528,484 S**

(45) **Date of Patent:** **** Sep. 19, 2006**

(54) **TEARDROP SHAPED MIRROR**

(75) Inventors: **William Schmidt**, Newport, MI (US);
Daniel M. Swain, Southgate, MI (US)

(73) Assignee: **Mirror Lite**, Rockwood, MI (US)

(**) Term: **14 Years**

(21) Appl. No.: **29/214,660**

(22) Filed: **Oct. 6, 2004**

(51) **LOC (8) Cl.** **12-16**

(52) **U.S. Cl.** **D12/187**

(58) **Field of Classification Search** D12/187-189;
359/838-851, 855-868, 871-881

See application file for complete search history.

(56) **References Cited**

U.S. PATENT DOCUMENTS

D294,139 S	*	2/1988	Kretschmer	D12/187
D346,783 S	*	5/1994	Brainard	D12/187
D365,073 S	*	12/1995	Nagano	D12/187
D386,472 S	*	11/1997	Eisenbraun et al.	D12/187
D397,976 S	*	9/1998	Otto	D12/187
D399,809 S	*	10/1998	Leveille	D12/187

* cited by examiner

Primary Examiner—Melody N. Brown

(74) *Attorney, Agent, or Firm*—John A. Artz; Artz & Artz, P.C.

(57) **CLAIM**

The ornamental design for a teardrop shaped mirror, as shown and described.

DESCRIPTION

FIG. 1 is a perspective view of the teardrop shaped mirror in accordance with the invention, the mirror illustrated mounted on a vehicle;

FIG. 2 is a front elevation view of the teardrop shaped mirror of FIG. 1;

FIG. 3 is a side elevation view of the teardrop shaped mirror of FIG. 1;

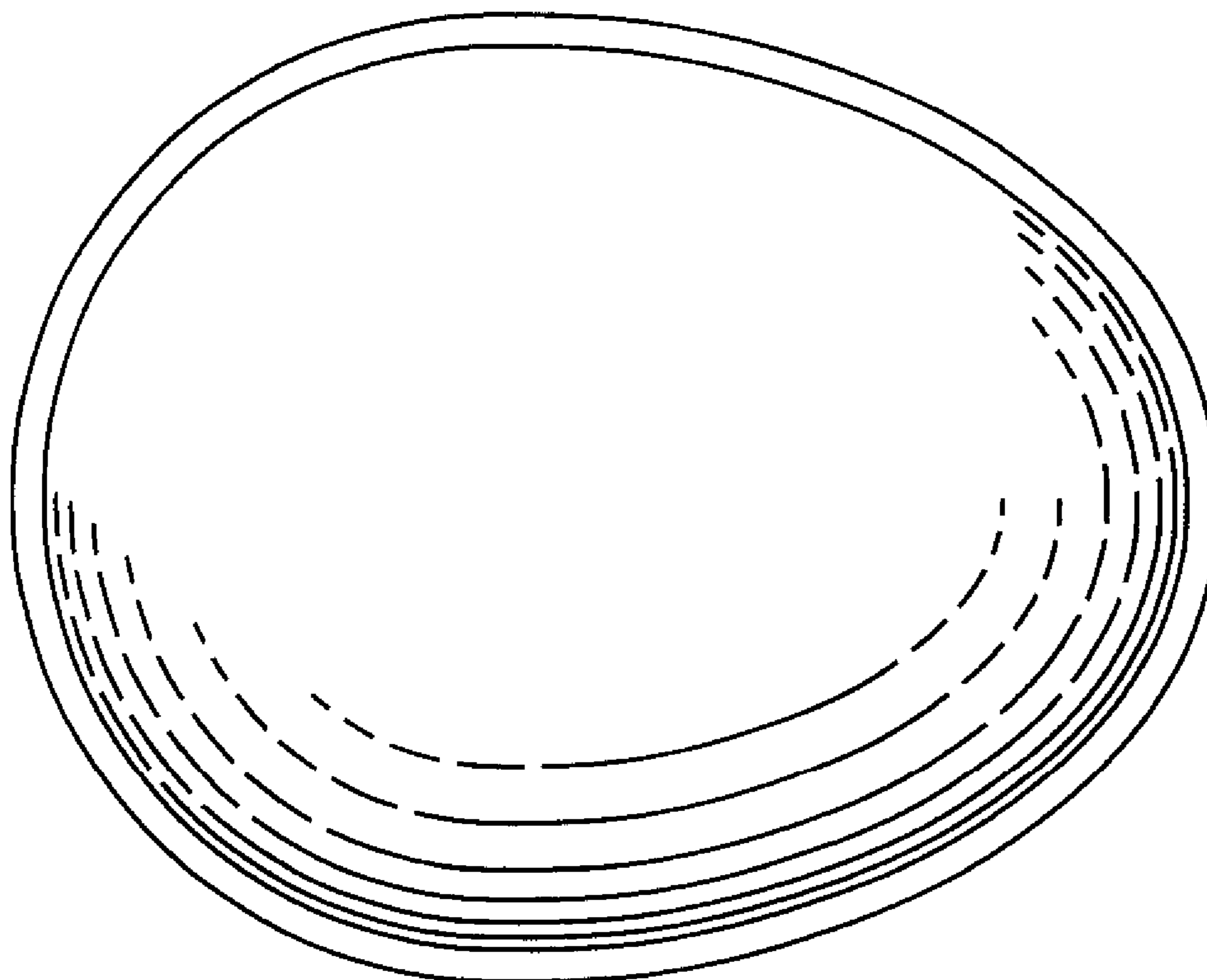
FIG. 4 is a right end elevation view of the teardrop shaped mirror of FIG. 1;

FIG. 5 is a left elevation view of the teardrop shaped mirror of FIG. 1; and,

FIG. 6 is a rear view of the teardrop shaped mirror of FIG. 1.

The portions of the vehicle shown in broken lines in FIG. 1 are for illustrative purposes only and form no part of the claimed design.

1 Claim, 1 Drawing Sheet






FIG. 1

FIG. 4


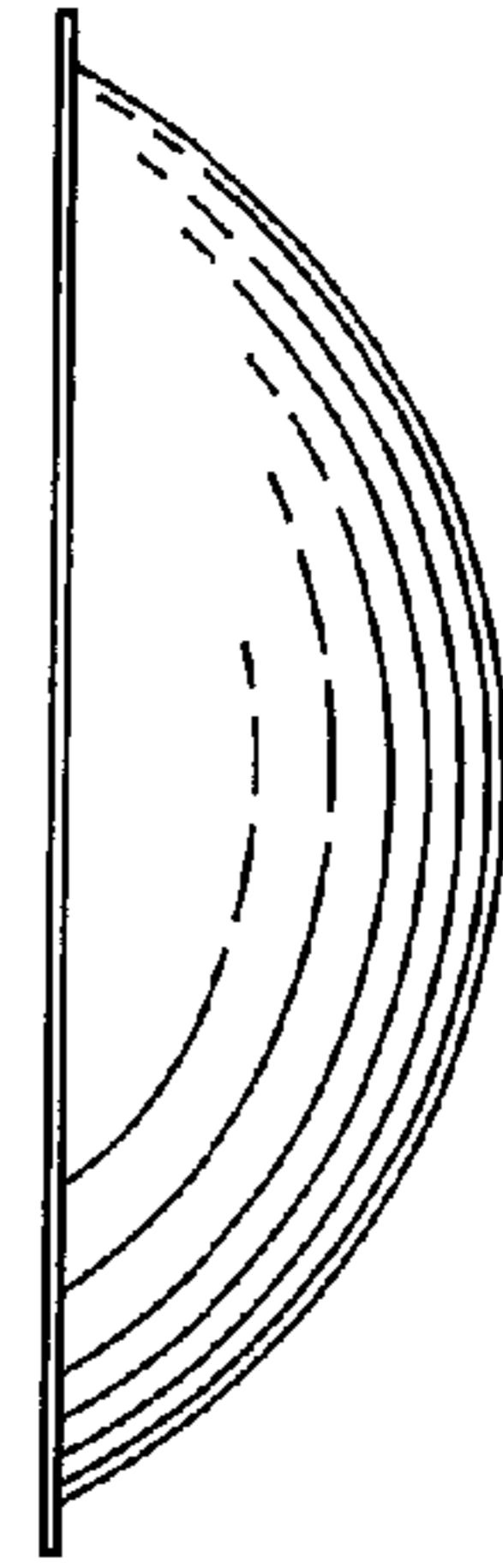


FIG. 3

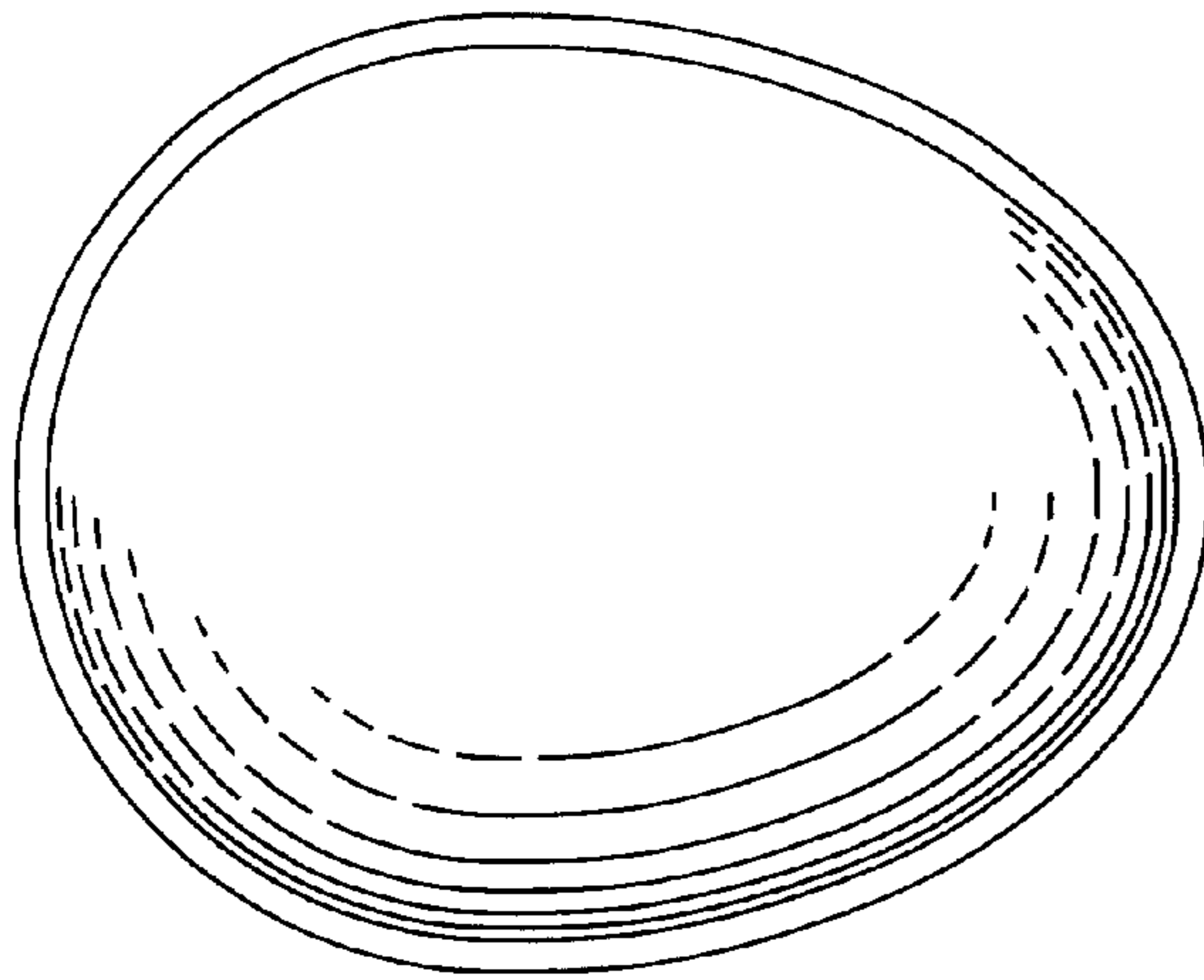


FIG. 2

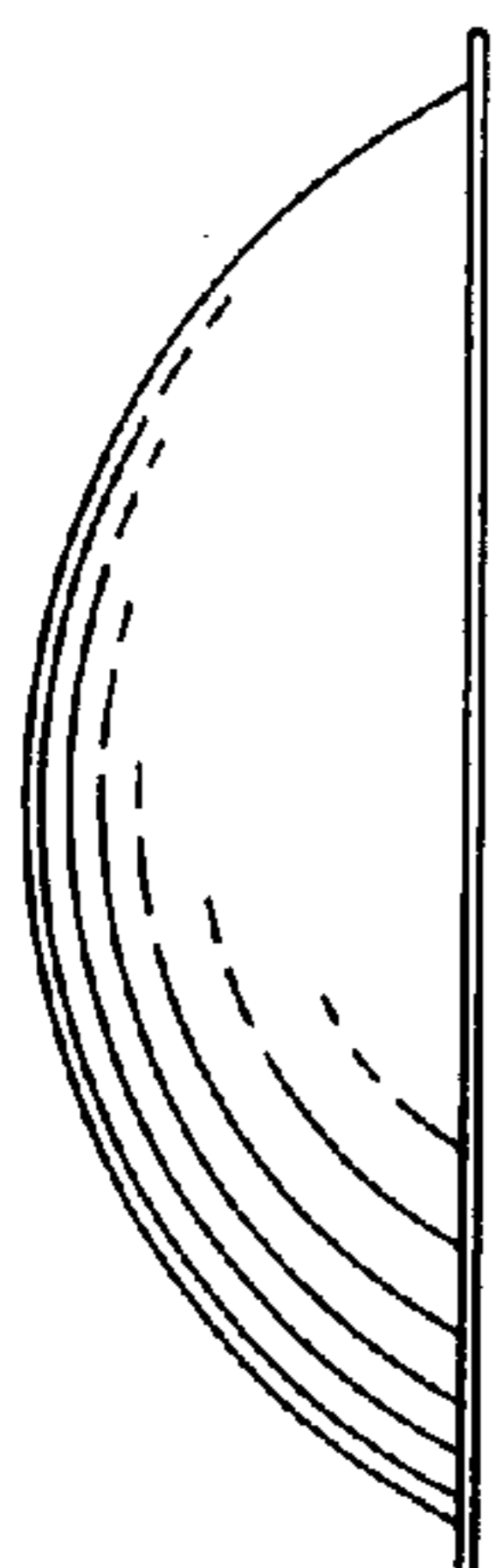
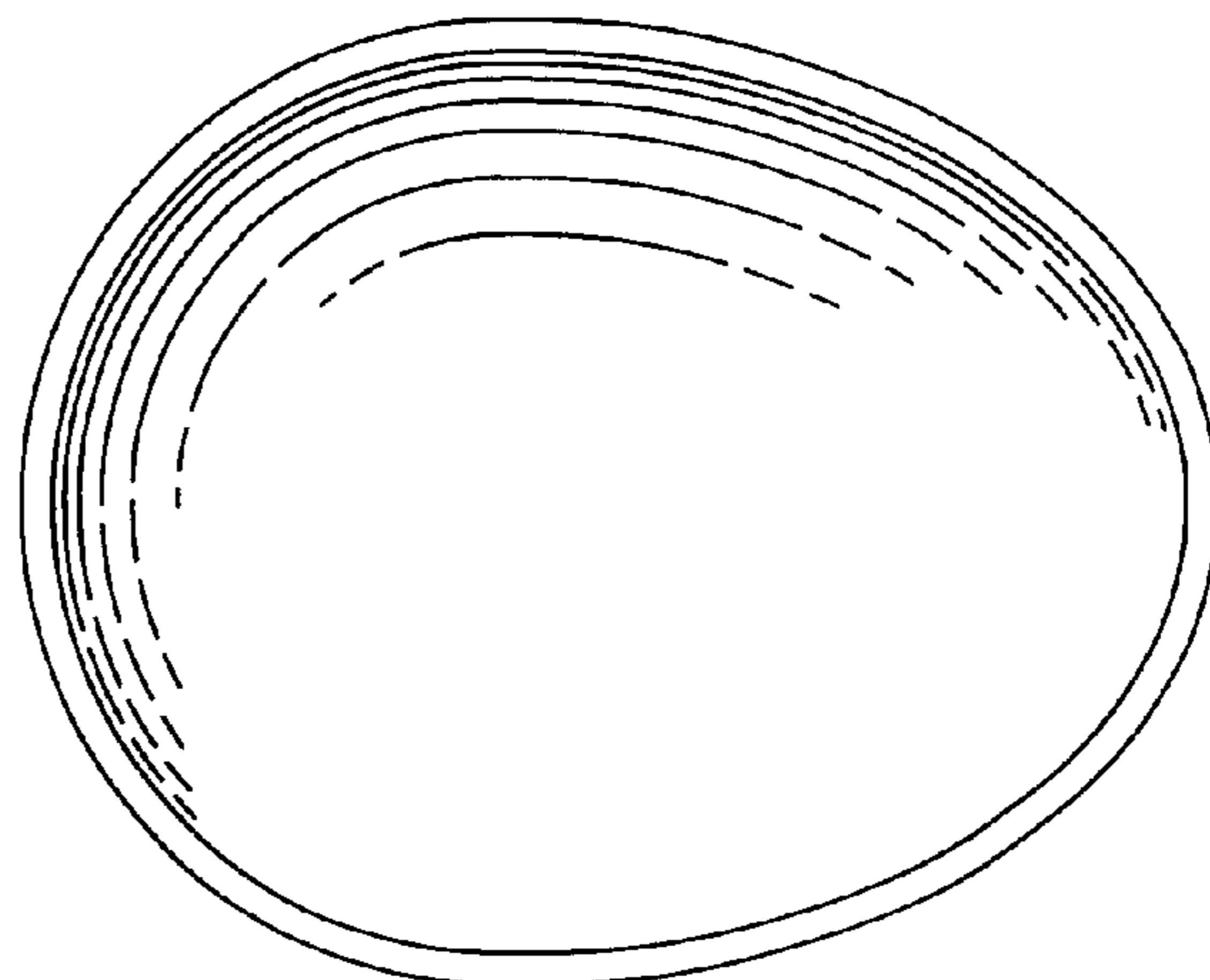


FIG. 5

FIG. 6



UNITED STATES PATENT AND TRADEMARK OFFICE
CERTIFICATE OF CORRECTION

PATENT NO. : Des. 528,484 S
APPLICATION NO. : 29/214660
DATED : September 19, 2006
INVENTOR(S) : William Schmidt and Daniel M. Swain

Page 1 of 1

It is certified that error appears in the above-identified patent and that said Letters Patent is hereby corrected as shown below:

On The Title Page
In the Description:

Figure 5, should read as follows: --FIG. 5 is a left end elevation view of the teardrop shaped mirror of FIG 1: and.--

Signed and Sealed this

Twenty-second Day of May, 2007

A handwritten signature in black ink on a light gray dotted background. The signature reads "Jon W. Dudas" in a cursive style.

JON W. DUDAS

Director of the United States Patent and Trademark Office