



US00D528478S

(12) **United States Design Patent** (10) **Patent No.:** **US D528,478 S**  
**Busse et al.** (45) **Date of Patent:** **\*\* Sep. 19, 2006**

(54) **SIDE COVER FOR A MOTORCYCLE TRANSMISSION**

(75) Inventors: **James M. Busse**, Kenosha, WI (US);  
**Sean A. Rusch**, Cedarburg, WI (US)

(73) Assignee: **Harley-Davidson Motor Company Group, Inc.**, Milwaukee, WI (US)

(\*\*) Term: **14 Years**

(21) Appl. No.: **29/233,466**

(22) Filed: **Jul. 1, 2005**

(51) **LOC (8) Cl.** ..... **12-11**

(52) **U.S. Cl.** ..... **D12/126**

(58) **Field of Classification Search** ..... D12/110,  
D12/114, 126, 127; 280/288.4, 304.3; D15/1,  
D15/4, 5, 149; 74/6, 606 R; 474/144, 146;  
180/219, 231; 123/73 R, 195 A, 198 E, 198 R,  
123/198 P, 195 C

See application file for complete search history.

(56) **References Cited**

U.S. PATENT DOCUMENTS

D417,640 S 12/1999 Netz

OTHER PUBLICATIONS

Fig. A illustrates an admitted prior art transmission side cover.

*Primary Examiner*—Alan P. Douglas  
*Assistant Examiner*—Linda Brooks

(74) *Attorney, Agent, or Firm*—Michael Best & Friedrich LLP

(57) **CLAIM**

We claim the ornamental design for a side cover for a motorcycle transmission, as shown and described.

**DESCRIPTION**

FIG. 1 is a perspective view of a side cover for a motorcycle transmission embodying the present invention.

FIG. 2 is a front view of the side cover for a motorcycle transmission shown in FIG. 1.

FIG. 3 is a rear view of the side cover for a motorcycle transmission shown in FIG. 1.

FIG. 4 is a side view of the side cover for a motorcycle transmission shown in FIG. 1.

FIG. 5 is an opposite side view of the side cover for a motorcycle transmission shown in FIG. 1.

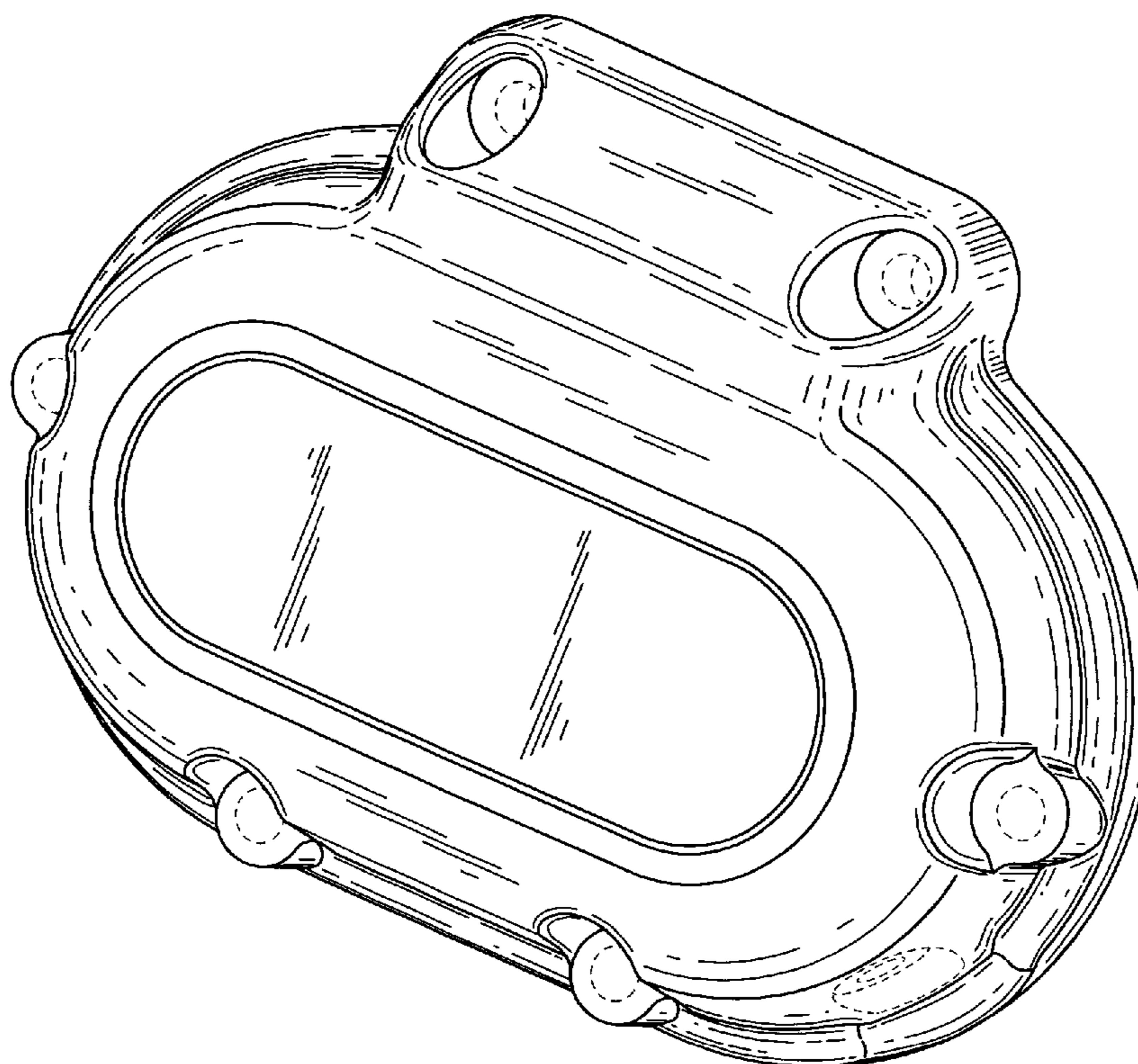
FIG. 6 is a top view of the side cover for a motorcycle transmission shown in FIG. 1; and,

FIG. 7 is a bottom view of the side cover for a motorcycle transmission shown in FIG. 1.

The broken line showing of the environment is for illustrative purposes only and forms no part of the claimed design.

The broken lines immediately adjacent the shaded areas represent the boundaries of the claimed design and form no part thereof.

**1 Claim, 4 Drawing Sheets**



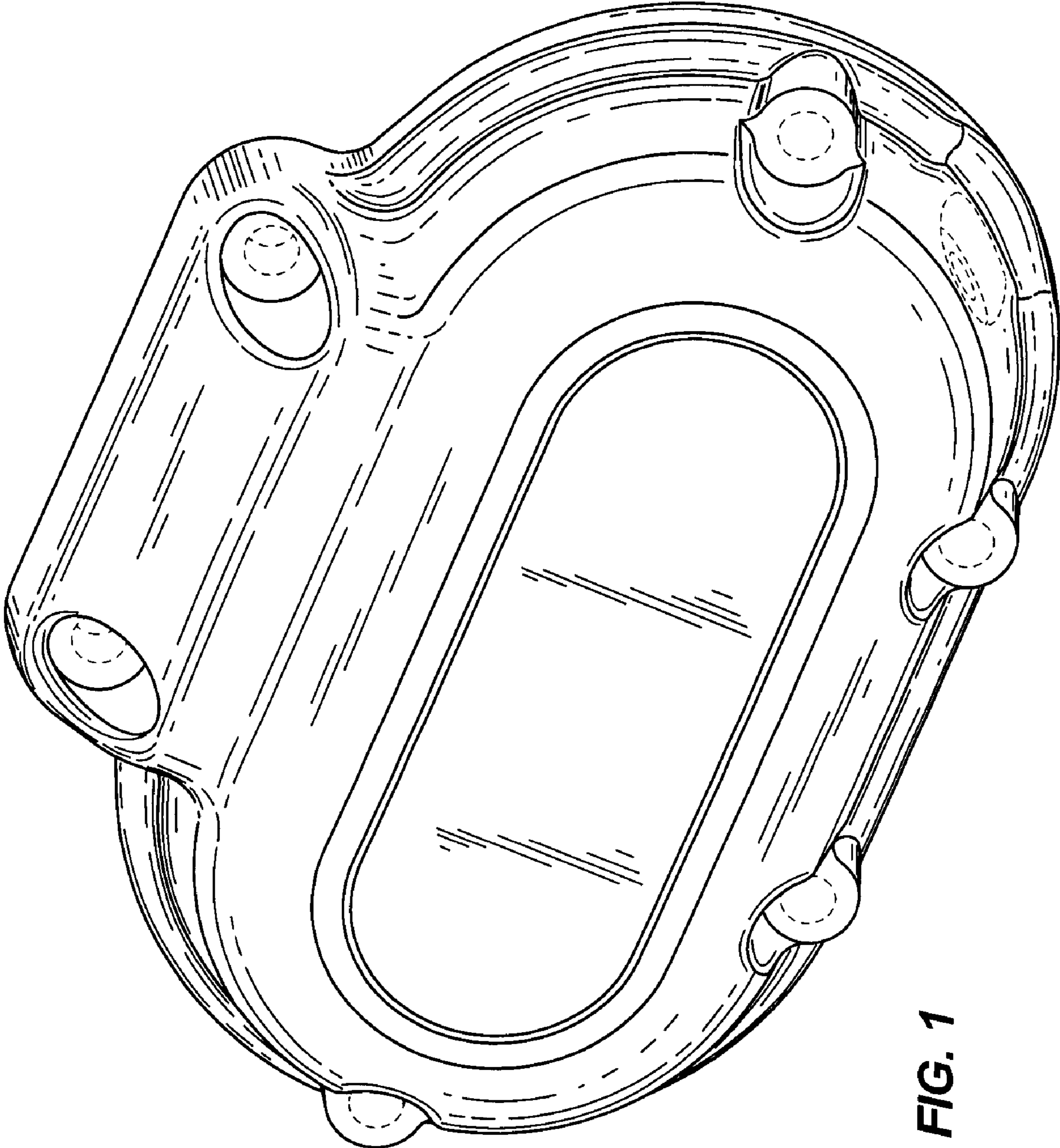
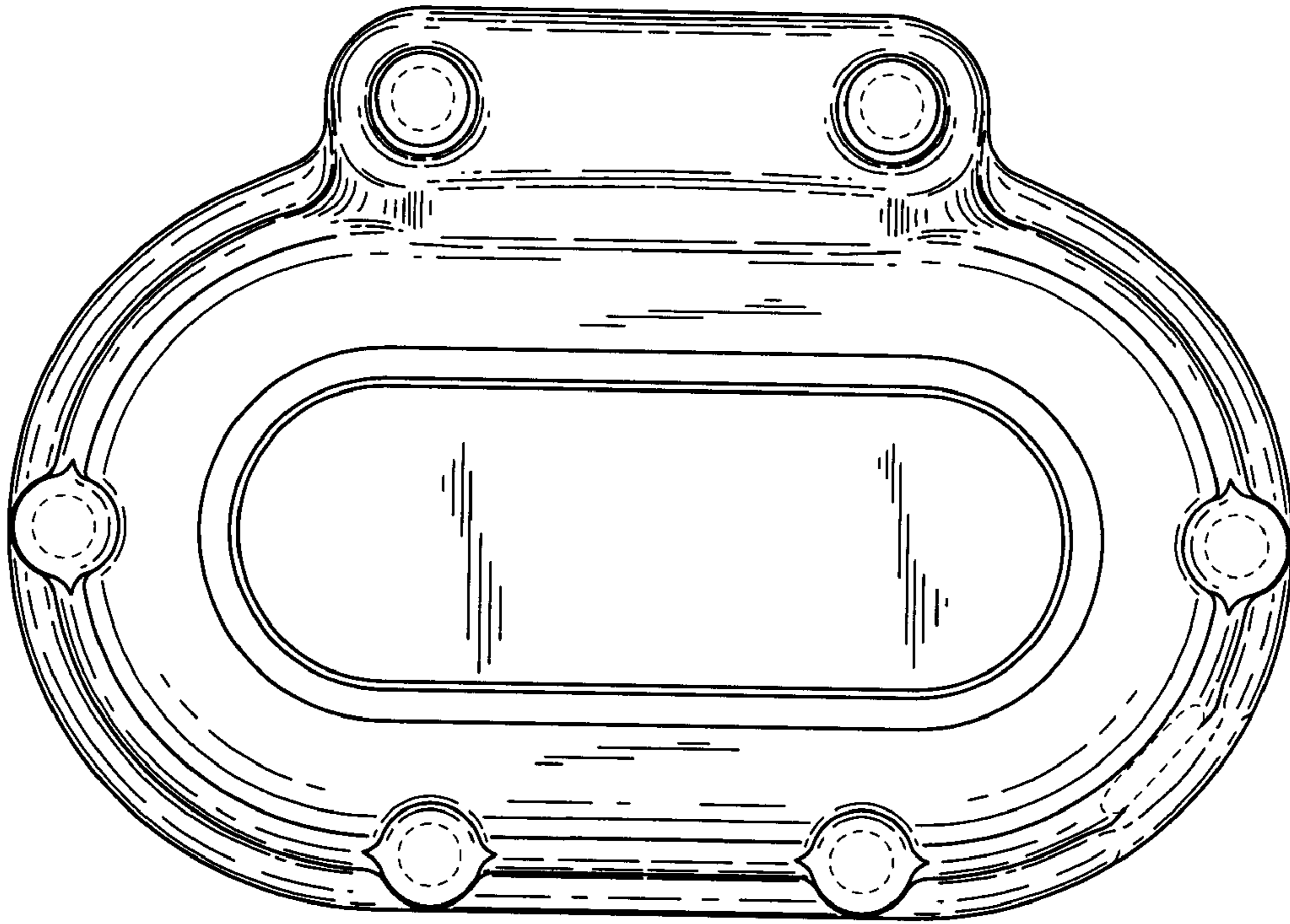
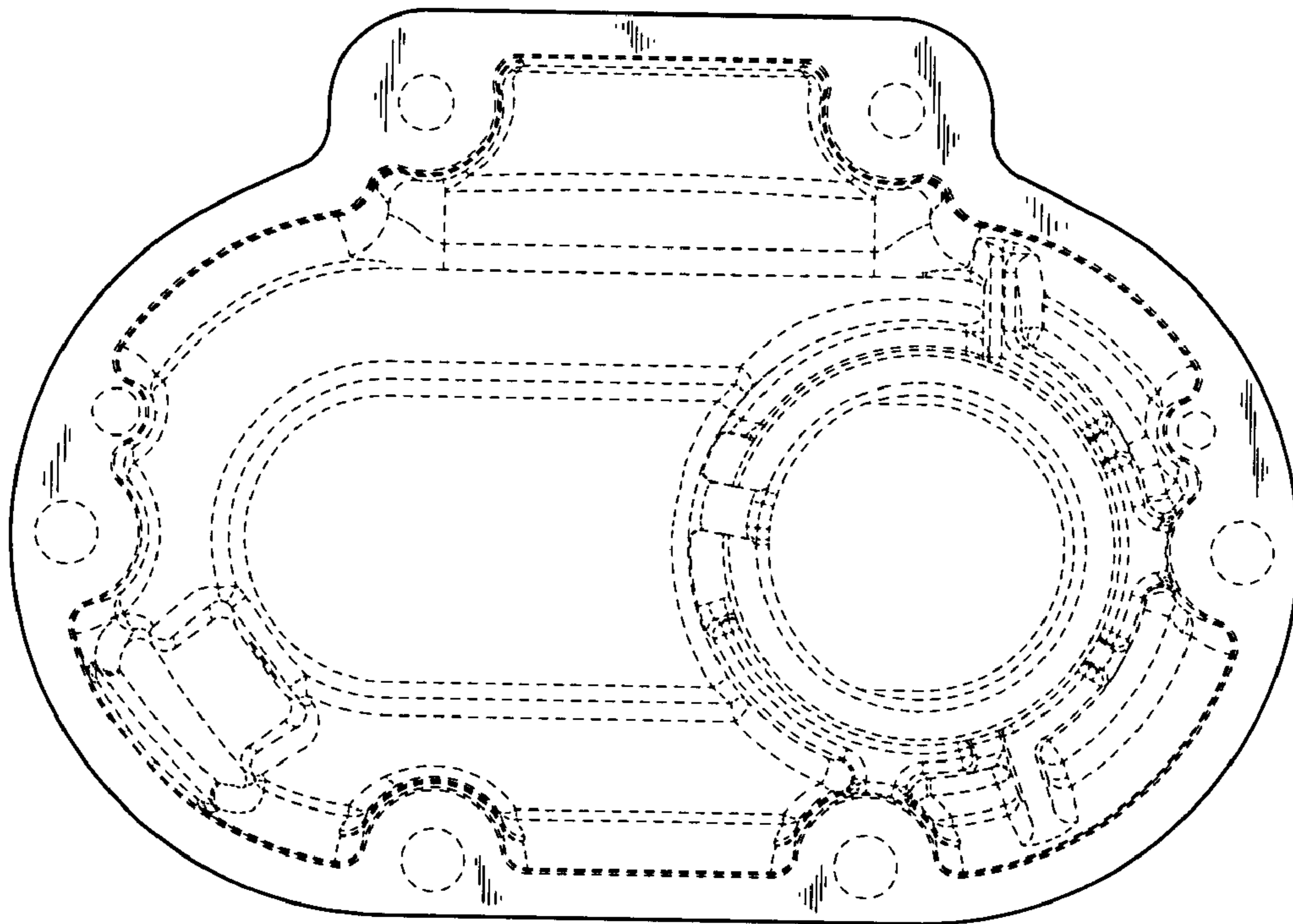


FIG. 1







**FIG. 2**



**FIG. 3**



**FIG. 4**



**FIG. 5**




FIG. 6




FIG. 7