



US00D528464S

(12) **United States Design Patent**
Opiniano

(10) **Patent No.:** **US D528,464 S**

(45) **Date of Patent:** **** Sep. 19, 2006**

(54) **CYLINDRICAL VASE**

(76) **Inventor:** **Dupir Marlon V. Opiniano**, P.O. Box
56179, San Jose, CA (US) 95156-6179

(**) **Term:** **14 Years**

(21) **Appl. No.:** **29/198,966**

(22) **Filed:** **Feb. 9, 2004**

(51) **LOC (8) Cl.** **11-02**

(52) **U.S. Cl.** **D11/152**

(58) **Field of Classification Search** D11/143,
D11/144, 145, 146, 147, 148, 149, 150, 151,
D11/152, 153, 154, 155, 156; 47/41.01, 65.5,
47/65.7, 66.1, 66.6, 72, 73; 206/423
See application file for complete search history.

(56) **References Cited**

U.S. PATENT DOCUMENTS

502,559	A	*	8/1893	Gilman	47/32.4
2,967,652	A	*	1/1961	Canfield et al.	229/5.5
D235,908	S	*	7/1975	Rosenwach	D11/144
D253,268	S	*	10/1979	Whitmire	D11/149
D293,823	S	*	1/1988	Fieschi et al.	D26/6

D304,811	S	*	11/1989	Thurman	D7/584
D322,046	S	*	12/1991	Woods	D11/144
6,098,338	A	*	8/2000	Tilton	47/66.6
D485,068	S	*	1/2004	Opiniano	D3/307
D492,617	S	*	7/2004	Axworthy	D11/149

* cited by examiner

Primary Examiner—Jeffrey Asch
Assistant Examiner—Elizabeth Albert


(57) **CLAIM**

The ornamental design for a cylindrical vase, as shown and described.

DESCRIPTION

FIG. 1 is a perspective view of a cylindrical vase showing my new design;
FIG. 2 is a bottom plan view of FIG. 1;
FIG. 3 is a top plan view of FIG. 1; and,
FIG. 4 is a side elevational view of FIG. 1, the opposite side being a mirror image thereof.
The broken lines which define the bounds of the claimed design form no part thereof.

1 Claim, 3 Drawing Sheets






Fig. 1




Fig. 2

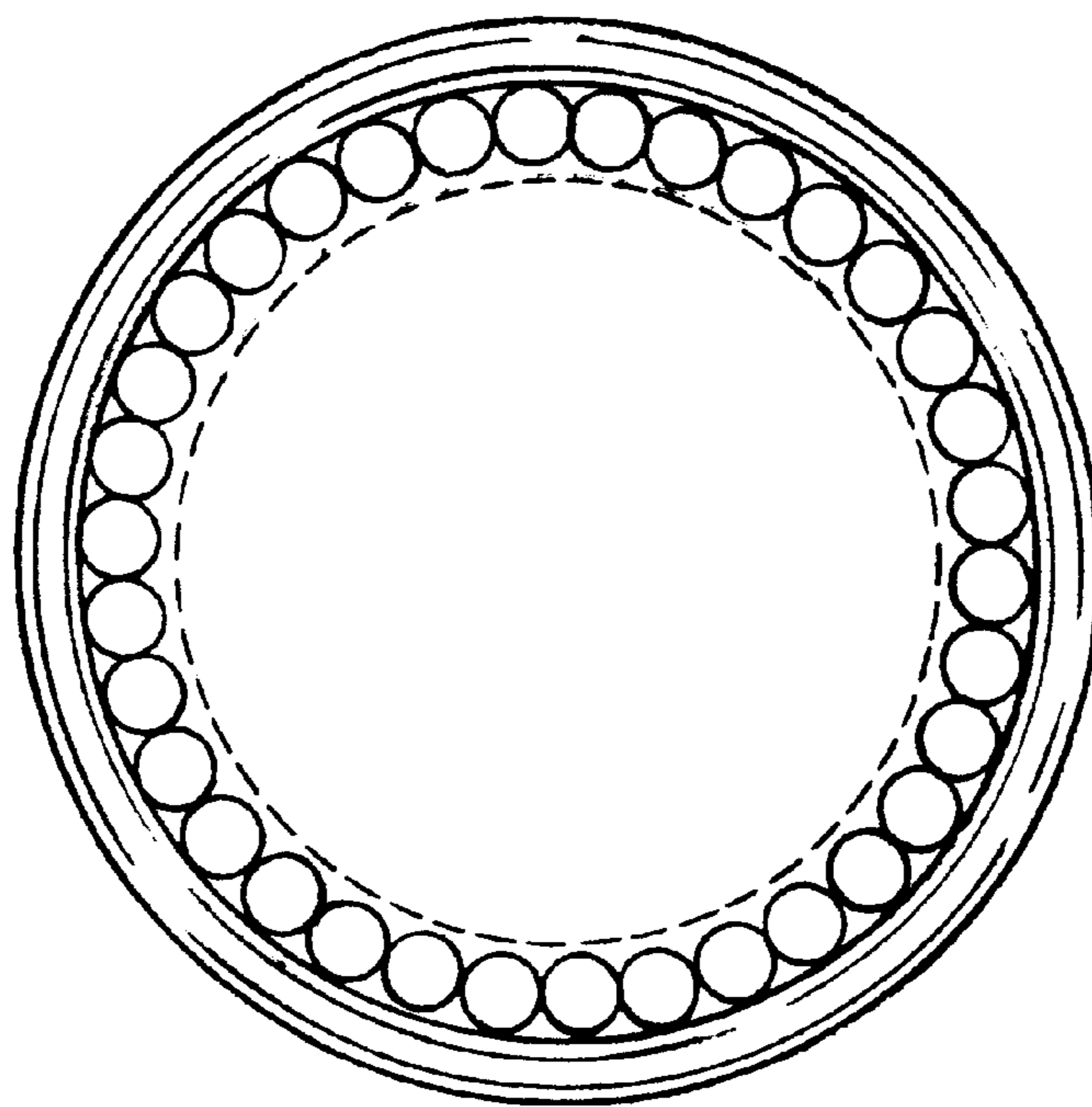


Fig. 3

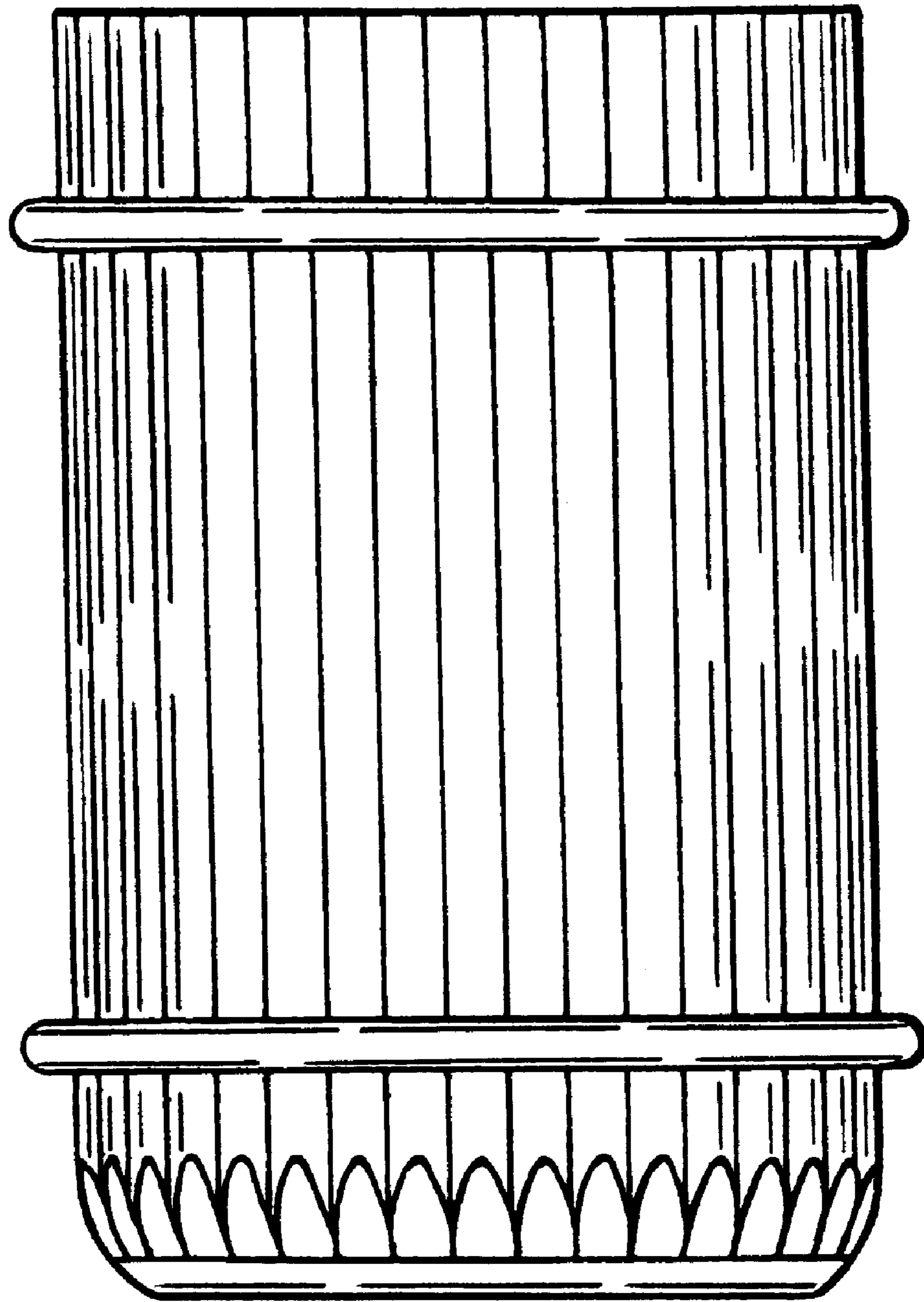


Fig. 4