



US00D528460S

(12) **United States Design Patent**  
**Serrao et al.**

(10) **Patent No.:** **US D528,460 S**

(45) **Date of Patent:** **\*\* Sep. 19, 2006**

(54) **DIAMOND**

(75) Inventors: **Beverly Serrao**, Markham (CA); **Hrant Babasyan**, Yellowknife (CA)

(73) Assignee: **Zale Canada Co.**, Ontario (CA)

(\*\*) Term: **14 Years**

(21) Appl. No.: **29/232,112**

(22) Filed: **Jun. 15, 2005**

(30) **Foreign Application Priority Data**

May 27, 2005 (CA) ..... 111357

(51) **LOC (8) Cl.** ..... **11-01**

(52) **U.S. Cl.** ..... **D11/90**

(58) **Field of Classification Search** ..... D11/1-2,  
D11/26-29, 89-92; 63/26-28, 32  
See application file for complete search history.

(56) **References Cited**

**U.S. PATENT DOCUMENTS**

D316,984 S \* 5/1991 Cohen ..... D11/90  
D382,506 S \* 8/1997 Cohen ..... D11/90

D410,590 S \* 6/1999 Cohen ..... D11/90  
D439,864 S \* 4/2001 Cohen ..... D11/90  
D447,082 S \* 8/2001 Cohen ..... D11/90  
D460,712 S \* 7/2002 Cohen ..... D11/90  
6,604,382 B1 \* 8/2003 Shuto ..... 63/32  
D490,014 S \* 5/2004 Mehta ..... D11/90

\* cited by examiner

*Primary Examiner*—Ralf Seifert

(74) *Attorney, Agent, or Firm*—B. Aaron Schulman; Stites & Harbison PLLC


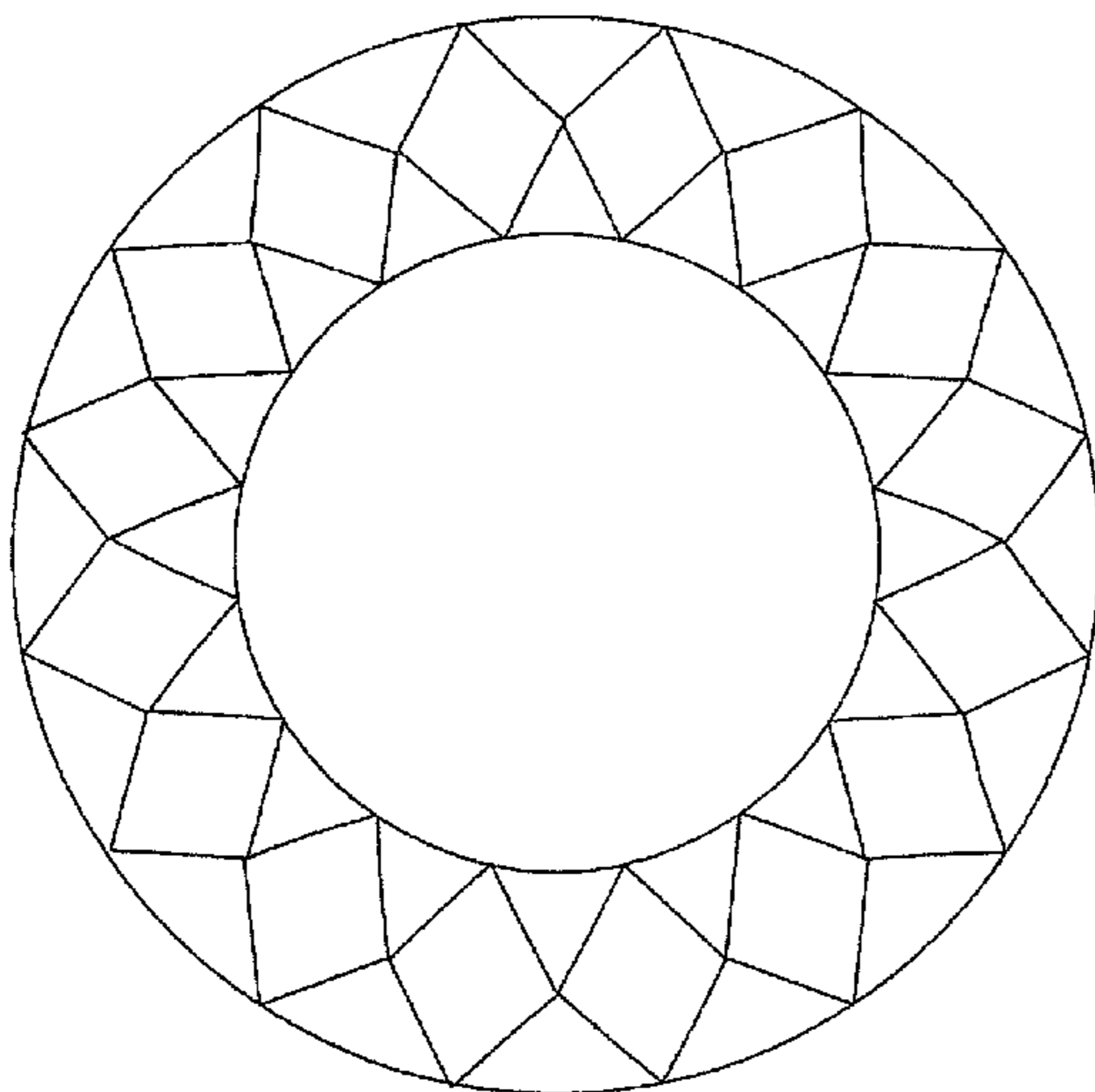
(57) **CLAIM**

The ornamental design of a diamond, as shown and described.

**DESCRIPTION**

FIG. 1 is a front view of the diamond;  
FIG. 2 is a top plan view thereof;  
FIG. 3 is a bottom plan view thereof; and,  
FIG. 4 is a perspective view thereof.  
The ornamental design which is claimed is shown in solid lines in the drawings.

**1 Claim, 2 Drawing Sheets**



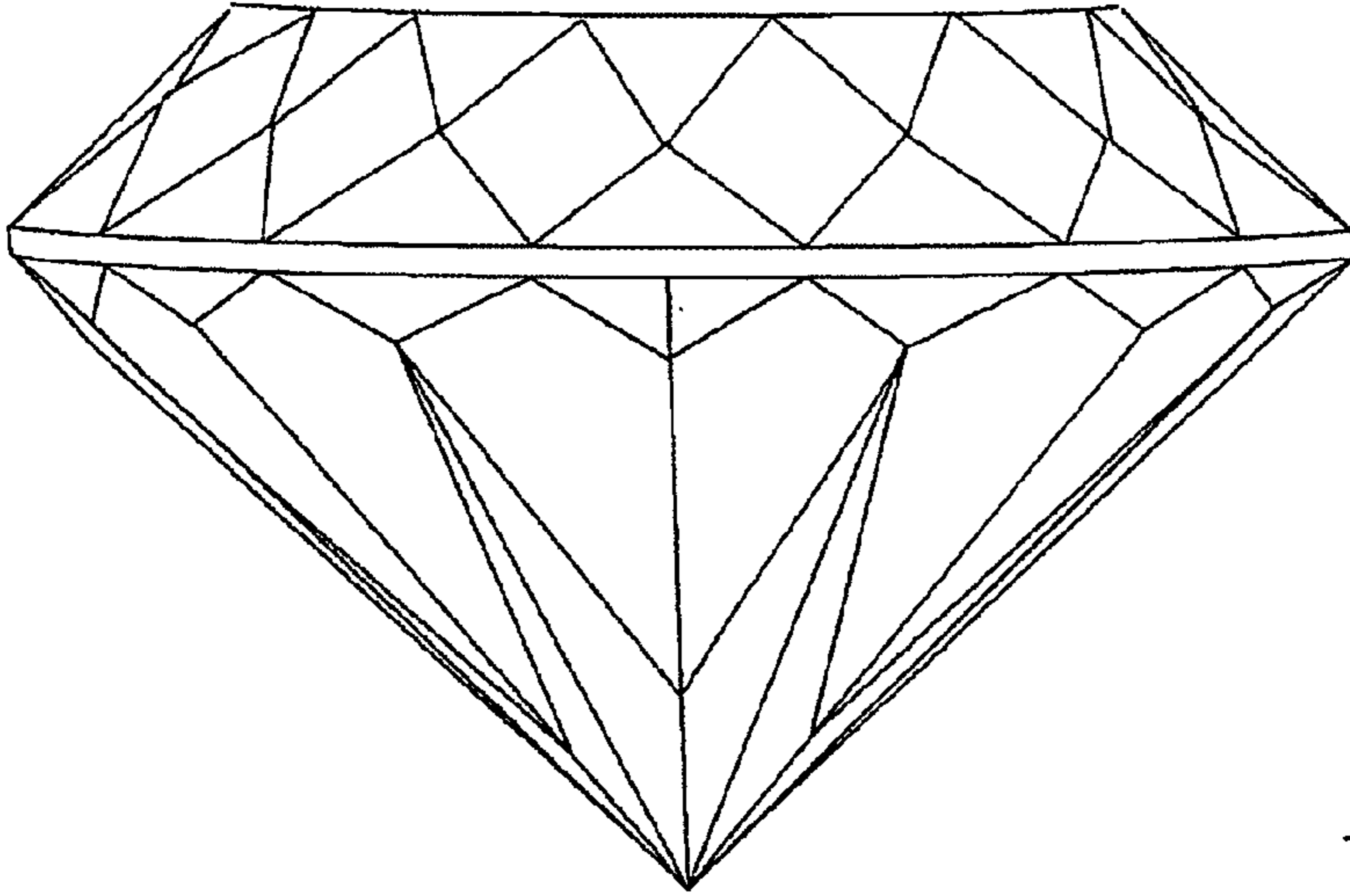


Figure 1




Figure 2

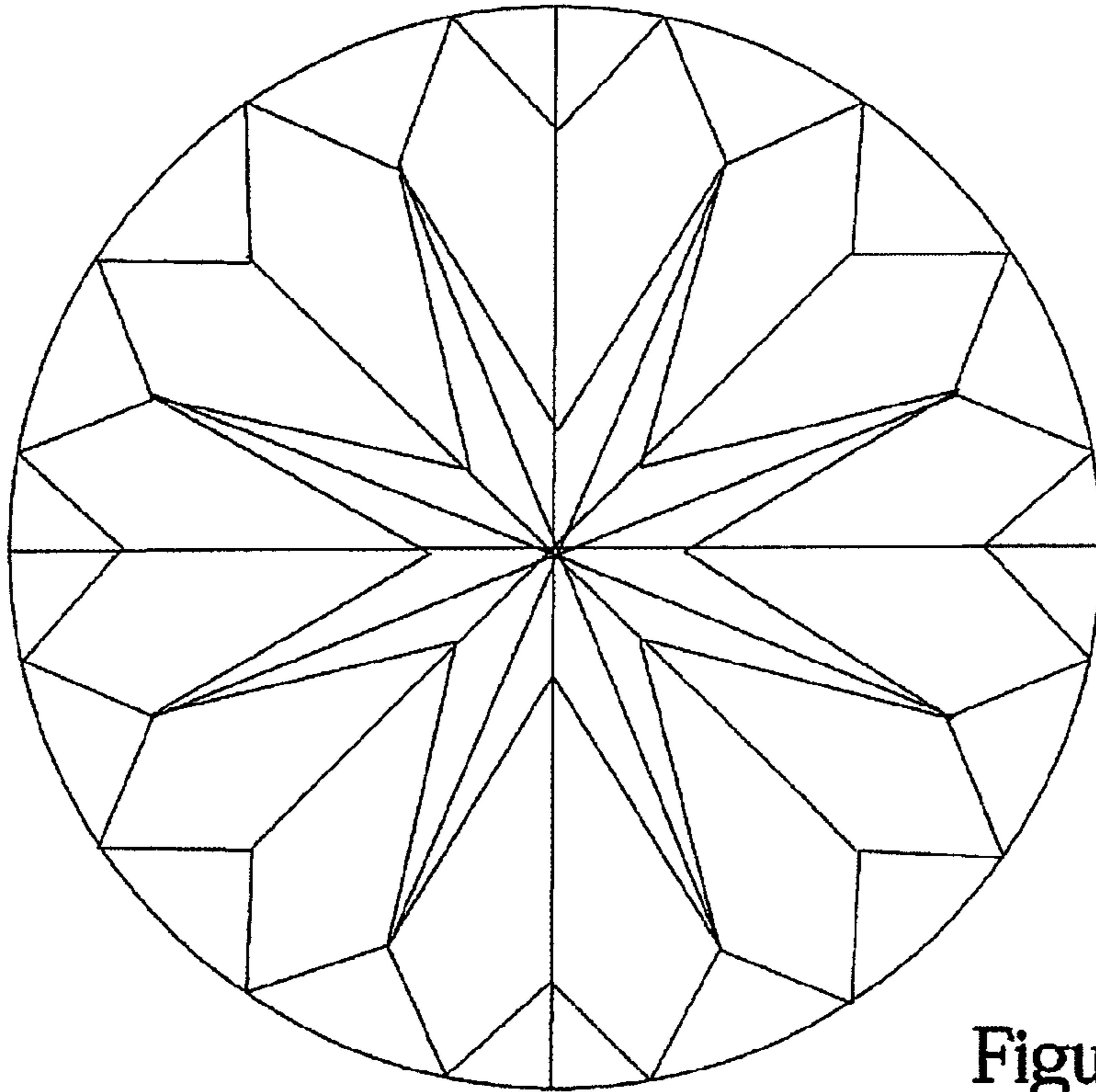


Figure 3

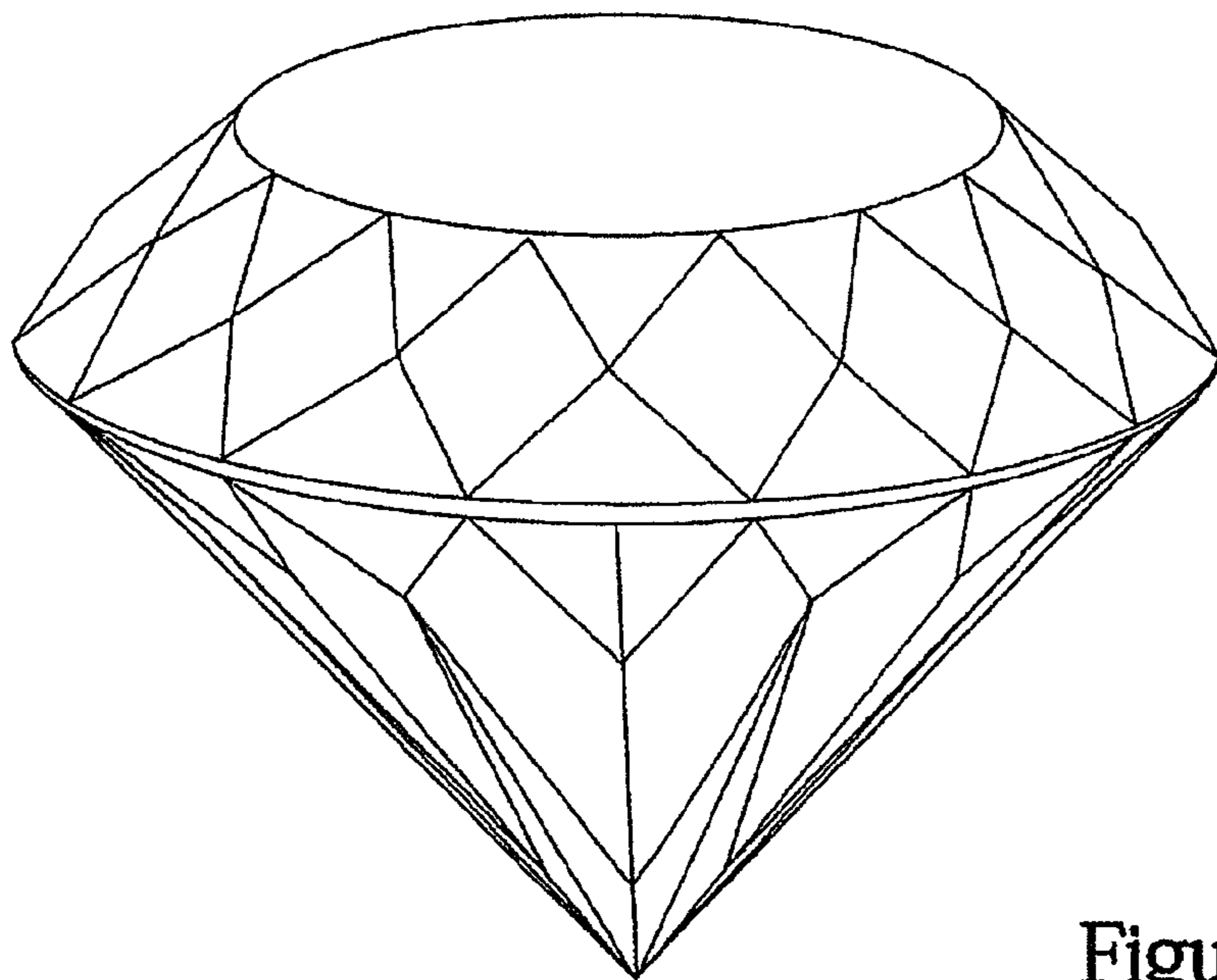


Figure 4