



US00D528457S

(12) **United States Design Patent**
Sandberg

(10) **Patent No.:** **US D528,457 S**

(45) **Date of Patent:** **** Sep. 19, 2006**

(54) **RING**

(75) **Inventor:** **Sam Sandberg**, New York, NY (US)

(73) **Assignee:** **Sandberg & Sikorski Corporation**,
New York, NY (US)

(**) **Term:** **14 Years**

(21) **Appl. No.:** **29/231,151**

(22) **Filed:** **Jun. 1, 2005**

(51) **LOC (8) Cl.** **11-01**

(52) **U.S. Cl.** **D11/34**

(58) **Field of Classification Search** D11/1-4,
D11/6, 9-10, 12, 17, 22, 26-50, 53-79, 81,
D11/84, 91-95, 103, 108; 63/1.13, 3-4, 12-13,
63/14.1-14.9, 15, 15.1-15.4, 15.45, 15.5-15.6,
63/15.65, 15.7-15.9, 20, 22-23, 26-29, 35,
63/43

See application file for complete search history.

(56) **References Cited**

U.S. PATENT DOCUMENTS

1,099,634 A * 6/1914 Brevetti 63/28
D48,950 S * 4/1916 Rosenberger D11/93
D83,323 S * 2/1931 Granat D11/34
D137,409 S * 3/1944 Granat D11/34

D259,031 S * 4/1981 Barr D11/34
D354,697 S * 1/1995 Andrau D11/34
D374,193 S * 10/1996 Doustorian D11/34
5,596,887 A * 1/1997 Bergagnini 63/15.1
D481,328 S * 10/2003 Chia et al. D11/91
D489,640 S * 5/2004 Chia et al. D11/93
D490,338 S * 5/2004 Hurwitz D11/34
6,868,697 B1 * 3/2005 Baum et al. 63/15.1
2002/0170314 A1 * 11/2002 Konieczny 63/15

* cited by examiner

Primary Examiner—Cathy Anne MacCormac

(74) *Attorney, Agent, or Firm*—Gottlieb, Rackman & Reisman

(57) **CLAIM**

The ornamental design for a ring, as shown and described.

DESCRIPTION

FIG. 1 is a front perspective view of a ring, with the portion shown in broken lines for illustrative purposes only and forming no part of the claimed design;

FIG. 2 is a top plan view thereof;

FIG. 3 is a side elevational view thereof;

FIG. 4 is a rear elevational view thereof; and,

FIG. 5 is a bottom plan view thereof.

1 Claim, 2 Drawing Sheets

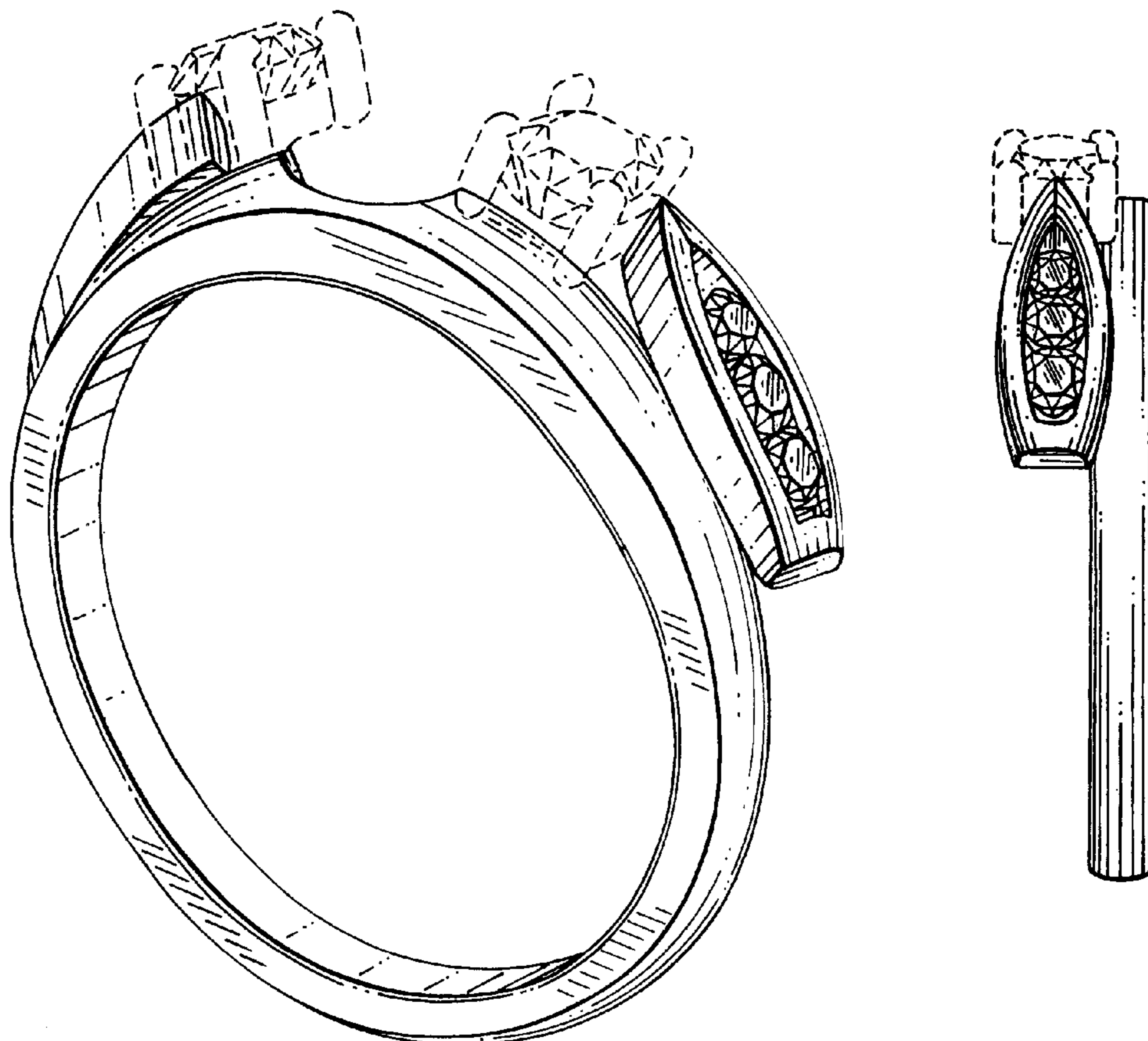


FIG. 1

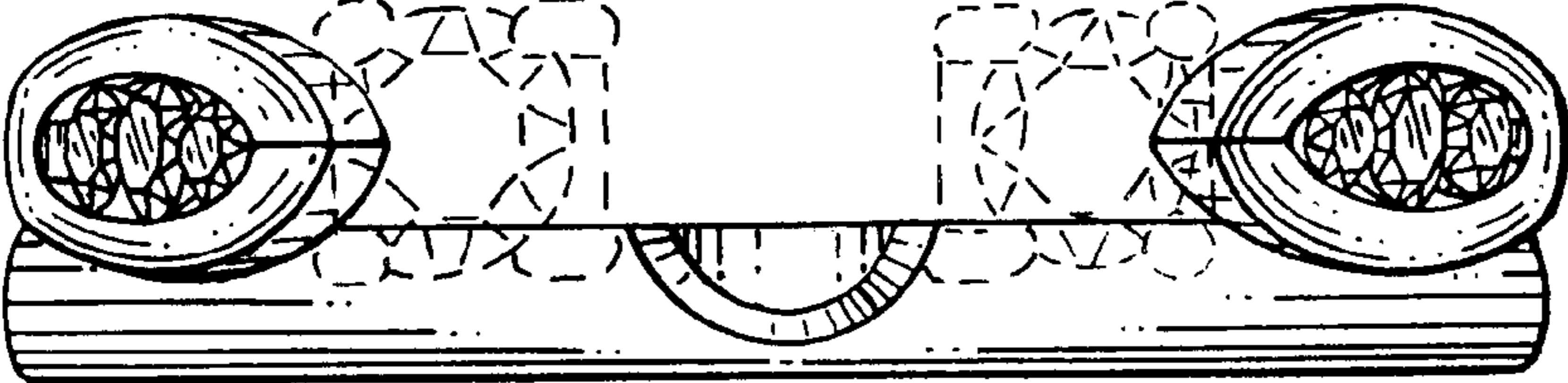



FIG. 2

FIG. 3

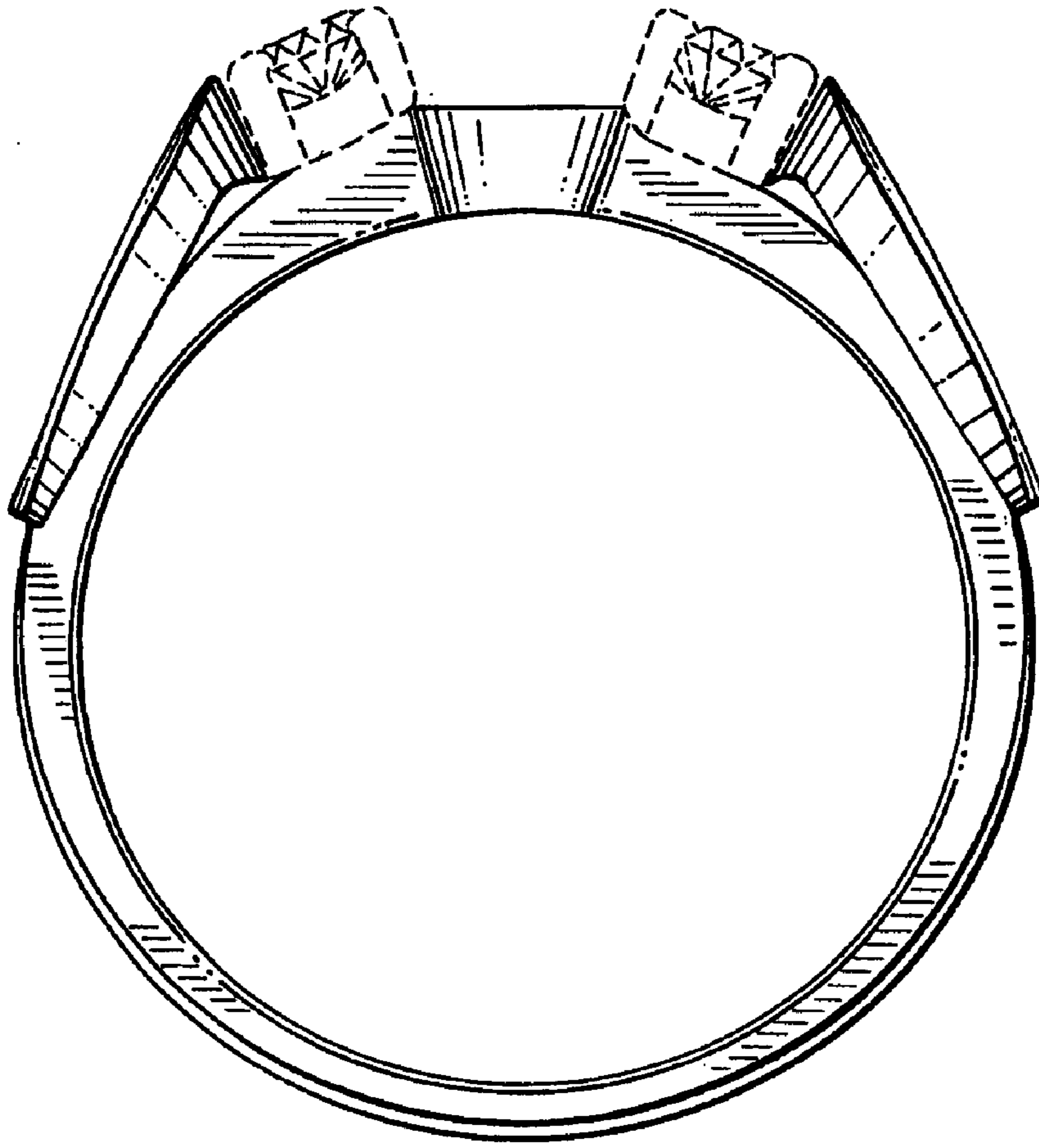



FIG. 4

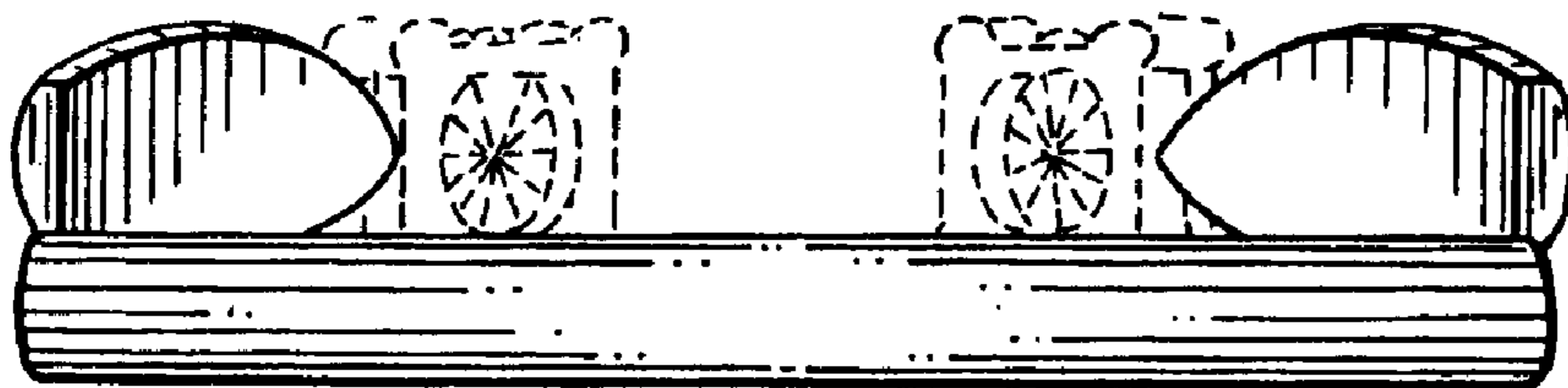


FIG. 5