



US00D528456S

(12) **United States Design Patent**
Thompson et al.

(10) **Patent No.:** **US D528,456 S**

(45) **Date of Patent:** **** Sep. 19, 2006**

(54) **RING**

(76) Inventors: **Harold W. Thompson**, P.O. Box
12066, Wilmington, NC (US) 28405;
Mary L. Burden, P.O. Box 12066,
Wilmington, NC (US) 28405

(**) Term: **14 Years**

(21) Appl. No.: **29/234,098**

(22) Filed: **Jul. 13, 2005**

(51) **LOC (8) Cl.** **11-01**

(52) **U.S. Cl.** **D11/27; D11/34**

(58) **Field of Classification Search** D11/1-4,
D11/6, 9-10, 12, 17, 22, 26-50, 53-79, 81,
D11/84, 91-95, 103, 108; 63/1.13, 3-4, 12-13,
63/14.1-14.9, 15, 15.1-15.4, 15.45, 15.5-15.6,
63/15.65, 15.7-15.9, 20, 22-23, 26-29, 35,
63/43

See application file for complete search history.

(56) **References Cited**

U.S. PATENT DOCUMENTS

D310,183 S	*	8/1990	Bulgari	D11/27
D319,035 S	*	8/1991	Kruse	D11/27
D374,837 S	*	10/1996	Austin	D11/40
D392,585 S	*	3/1998	Kohl	D11/26
D405,716 S	*	2/1999	Doughty et al.	D11/48
D405,717 S	*	2/1999	Doughty et al.	D11/48
D463,307 S	*	9/2002	Charriol	D11/3

D470,429 S	*	2/2003	Bonnet	D11/3
D472,497 S	*	4/2003	Bonnet	D11/40
D473,155 S	*	4/2003	Bonnet	D11/26
D506,157 S	*	6/2005	Hardy	D11/26
D511,309 S	*	11/2005	Hardy	D11/26
2005/0034481 A1	*	2/2005	Saltz	63/3

* cited by examiner

Primary Examiner—Cathy Anne MacCormac

(74) *Attorney, Agent, or Firm*—MacCord Mason PLLC


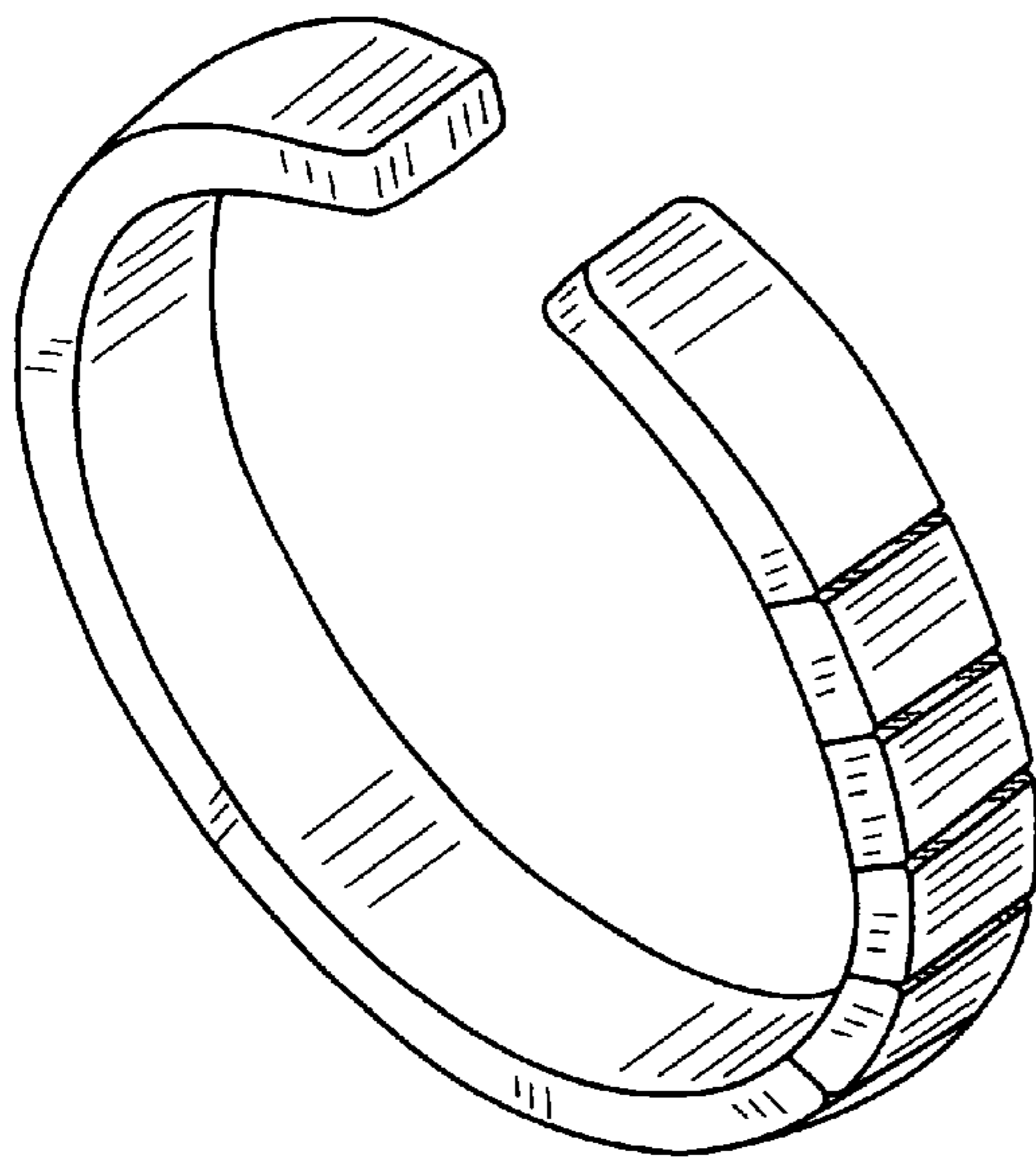
(57) **CLAIM**

The ornamental design for a ring, as shown and described.

DESCRIPTION

FIG. 1 is a perspective view of a first embodiment of a ring;
 FIG. 2 is a top view thereof;
 FIG. 3 is a left side view thereof;
 FIG. 4 is a front view thereof;
 FIG. 5 is a right side view thereof;
 FIG. 6 is a rear view thereof;
 FIG. 7 is a bottom view thereof;
 FIG. 8 is a perspective view thereof a second embodiment
 of FIG. 1;
 FIG. 9 is a top view of FIG. 8;
 FIG. 10 is a left side view of FIG. 8;
 FIG. 11 is a front view of FIG. 8;
 FIG. 12 is a right side view of FIG. 8;
 FIG. 13 is a rear view of FIG. 8; and,
 FIG. 14 is a bottom view of FIG. 8.

1 Claim, 4 Drawing Sheets



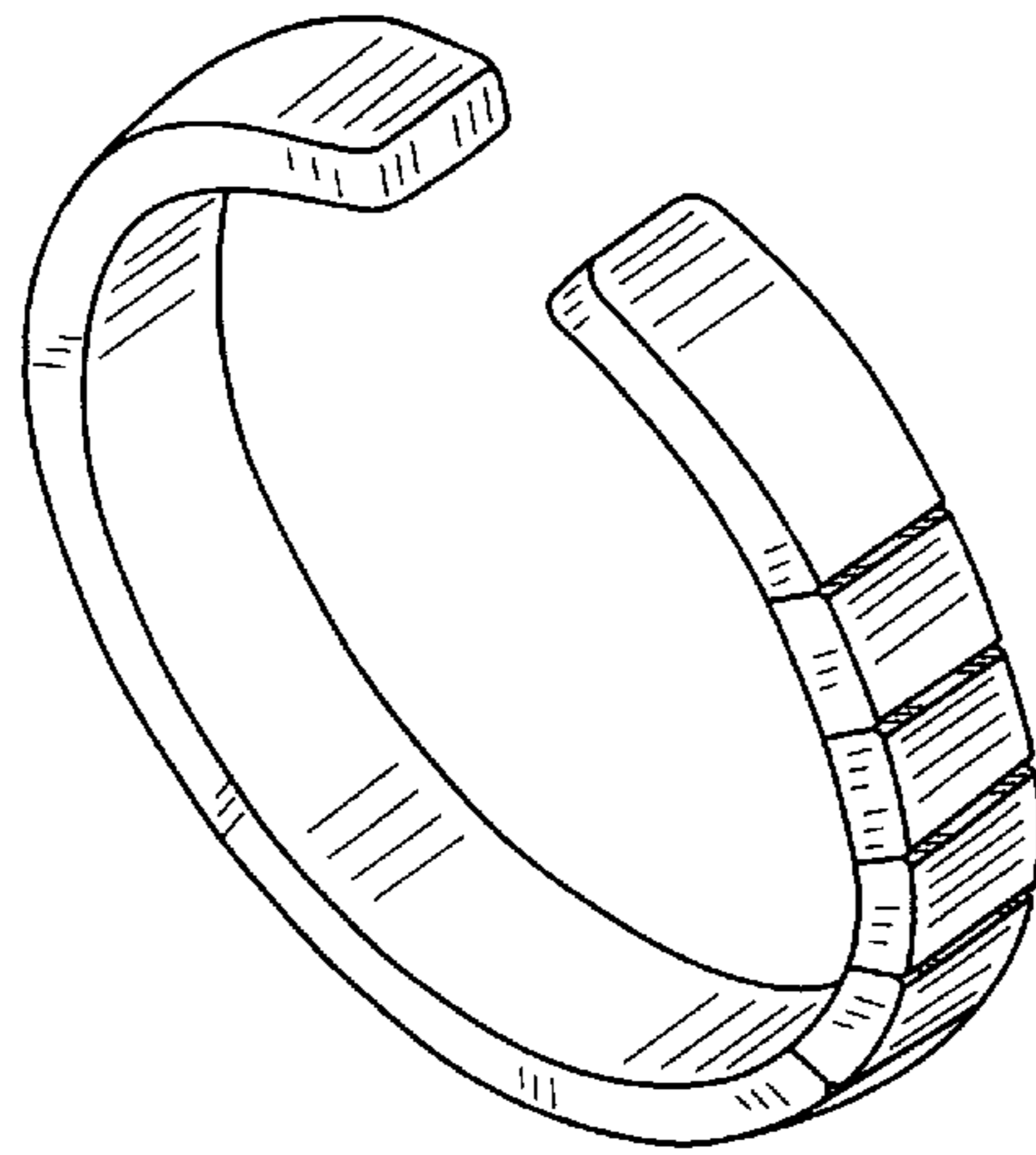


FIG.1



FIG.2



FIG.3

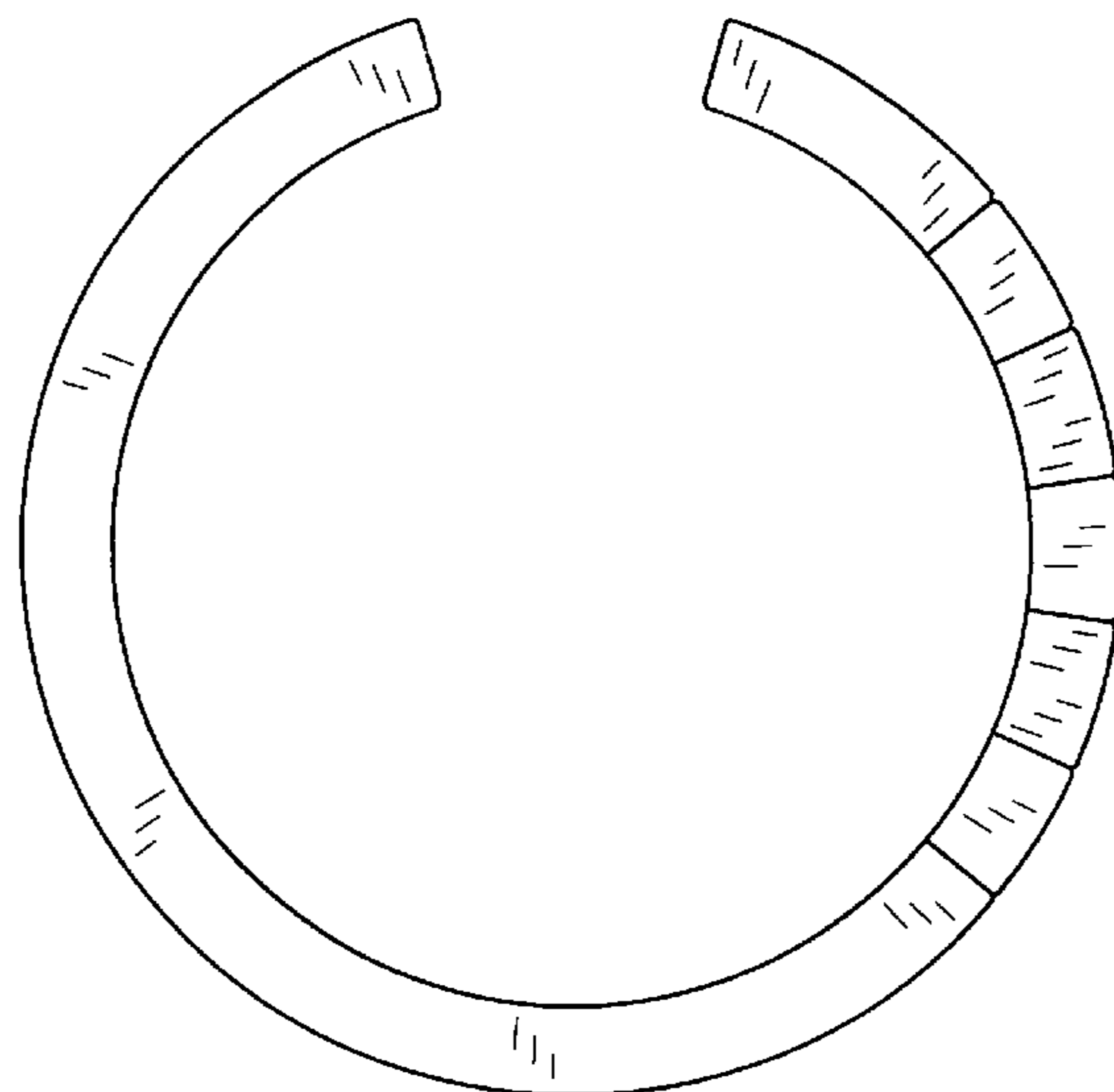


FIG.4



FIG.5

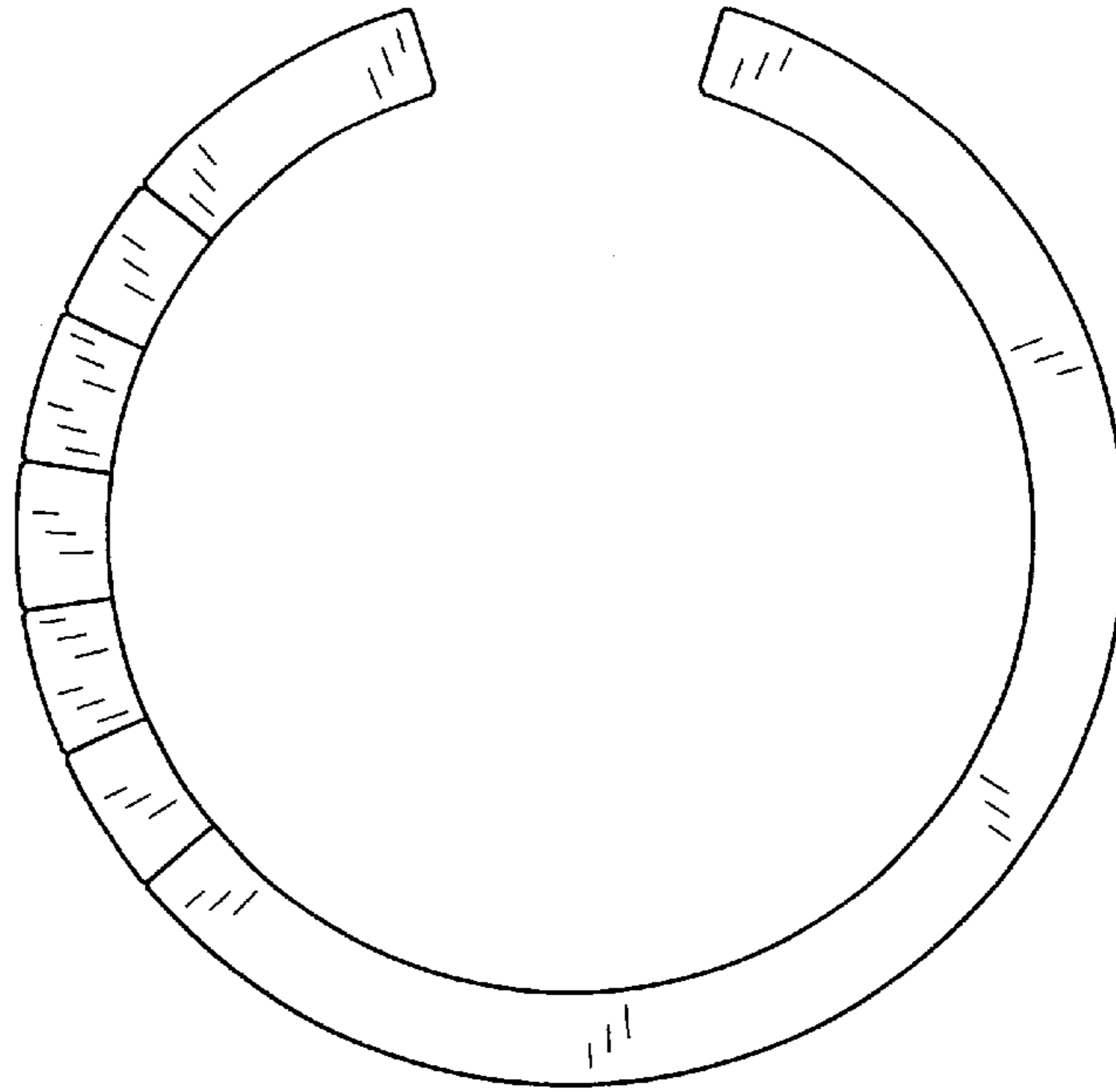


FIG. 6




FIG. 7

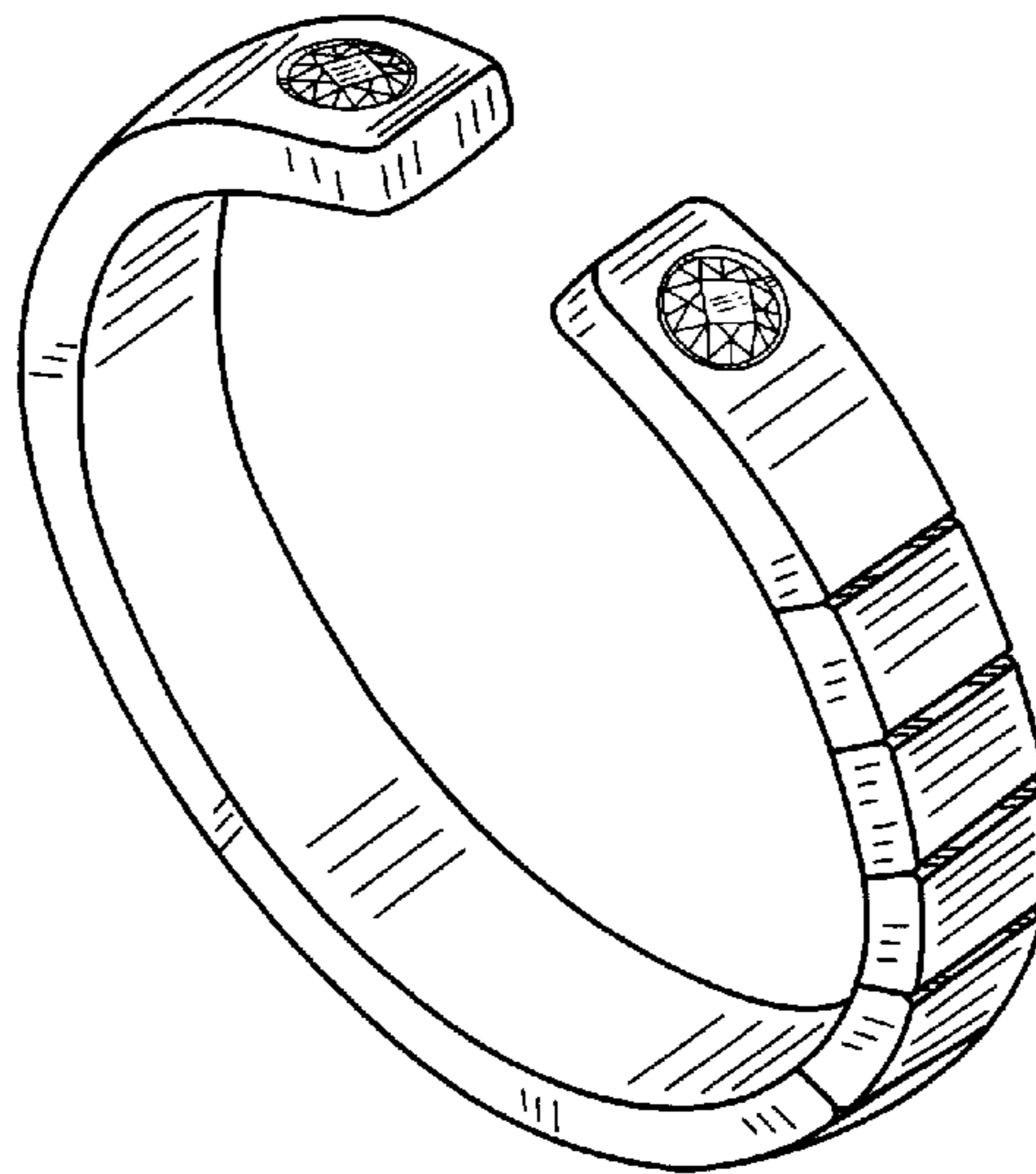


FIG. 8



FIG. 9



FIG. 10

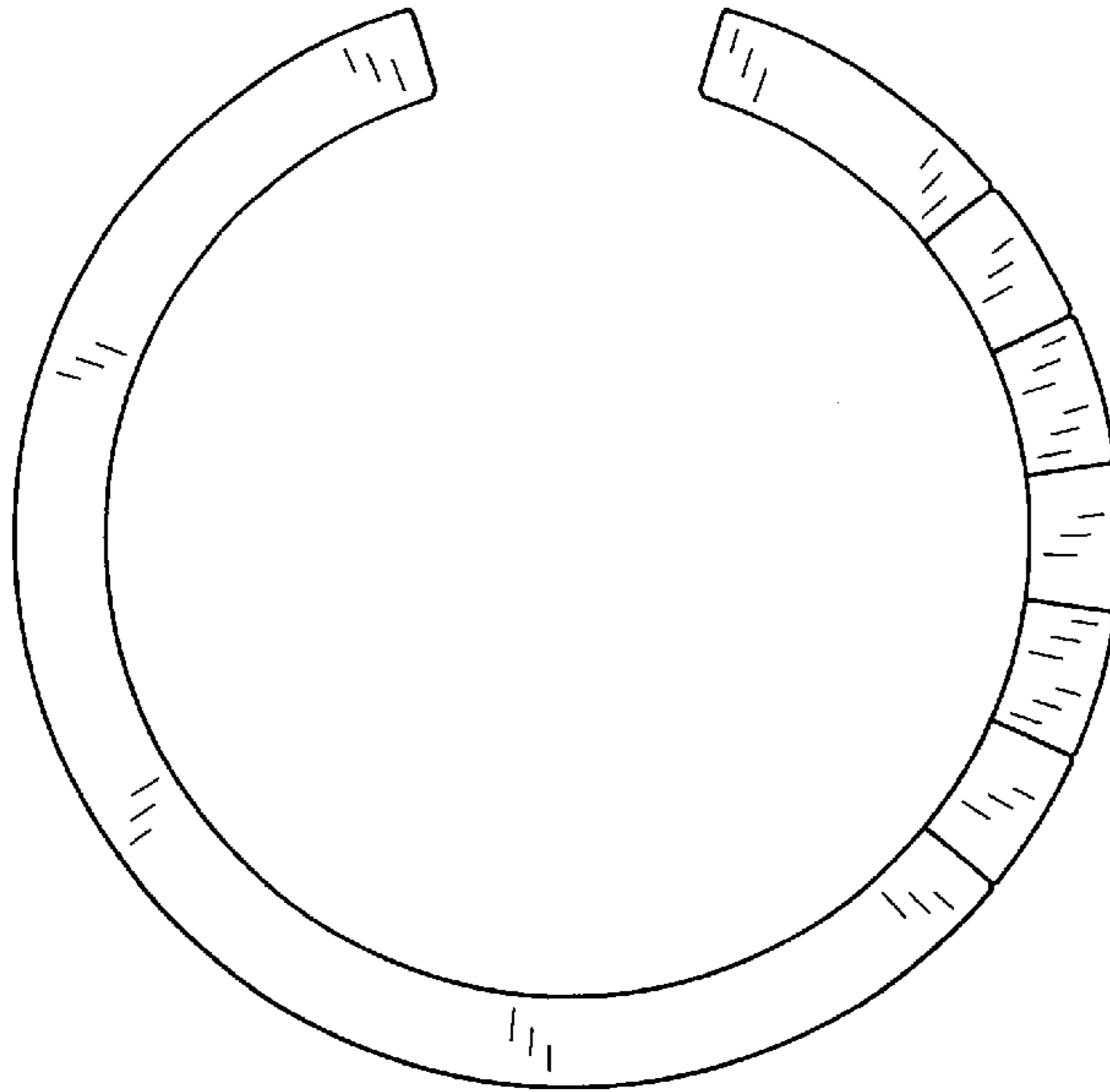


FIG. 11



FIG. 12

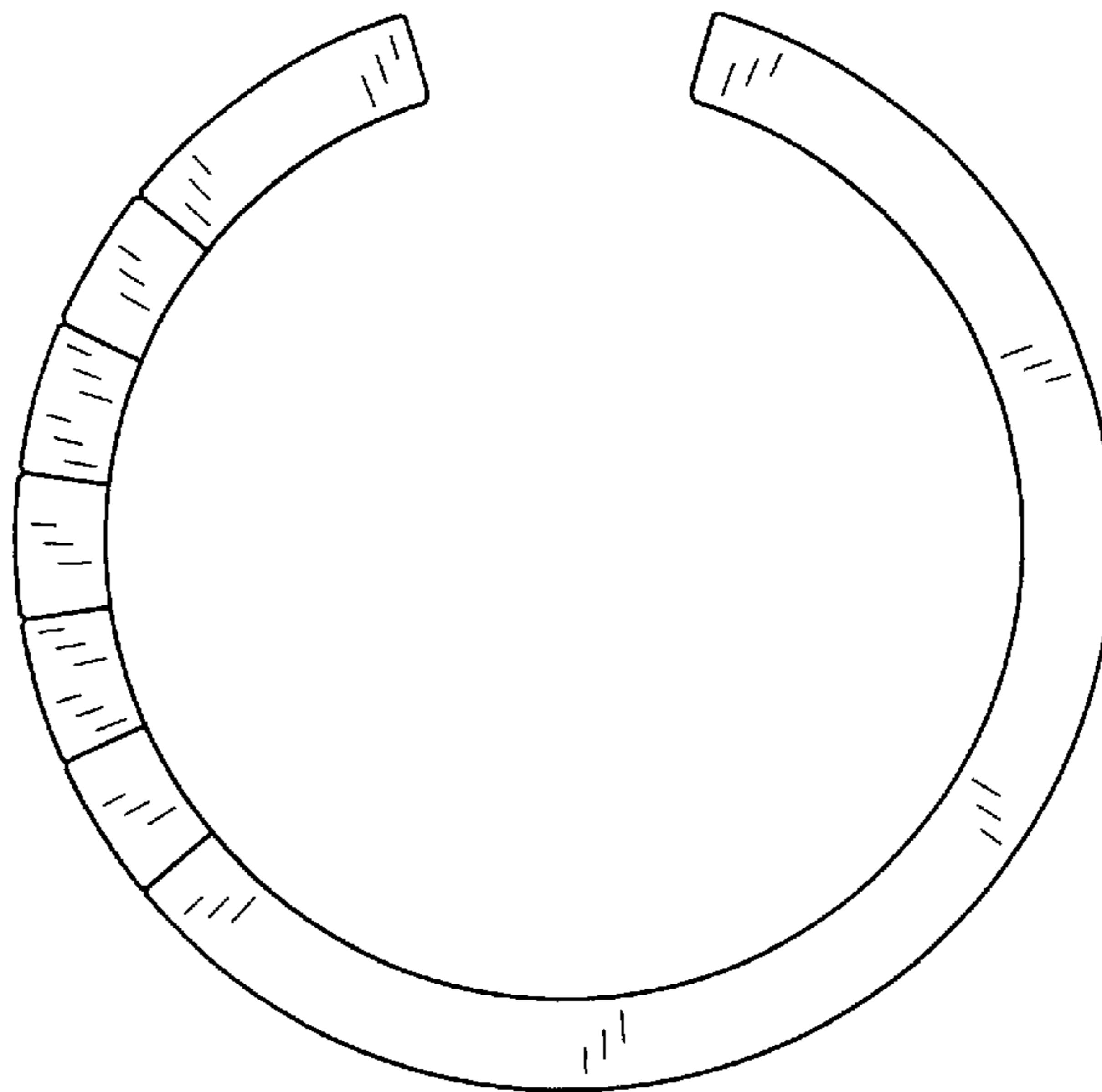


FIG. 13



FIG. 14