

US00D528438S

(12) **United States Design Patent**
Burton

(10) **Patent No.:** **US D528,438 S**

(45) **Date of Patent:** **** Sep. 19, 2006**

(54) **PORTION OF A WATCH**

(75) Inventor: **Maximillian Philip Burton**, Portland,
OR (US)

(73) Assignee: **Nike, Inc.**, Beaverton, OR (US)

(**) Term: **14 Years**

(21) Appl. No.: **29/253,748**

(22) Filed: **Feb. 13, 2006**

(51) **LOC (8) Cl.** **10-02**

(52) **U.S. Cl.** **D10/32; D10/38**

(58) **Field of Classification Search** D10/30-39,
D10/122-132; 368/276, 285, 281-283, 294,
368/295, 10, 21, 28-30, 82-84, 223, 226,
368/228, 232, 239-242, 250; D11/3-5; 224/164,
224/175, 179, 174; 63/1.13, 3, 3.1, 3.2, 7-9
See application file for complete search history.

(56) **References Cited**

U.S. PATENT DOCUMENTS

2,482,660	A	*	9/1949	Dewey	224/179
2,840,286	A		6/1958	Schermerhorn		
D269,546	S	*	6/1983	Rogers et al.	D24/186
D317,577	S		6/1991	Eiss		
D381,586	S		7/1997	Scholpp		
D394,391	S		5/1998	Bruce et al.		
D394,394	S		5/1998	Bruce et al.		
D394,395	S		5/1998	Bruce et al.		
5,912,865	A	*	6/1999	Ortega	368/276
D443,220	S	*	6/2001	Robinette	D10/128
D445,041	S		7/2001	Tan et al.		
D447,977	S		9/2001	Tan et al.		
D449,997	S	*	11/2001	Blauner et al.	D10/30
D454,078	S	*	3/2002	Koo	D10/32
D455,969	S	*	4/2002	Wilson	D10/32
D471,470	S		3/2003	Tan et al.		
D472,478	S		4/2003	Tan et al.		
D472,819	S	*	4/2003	Streltsov	D10/30

D484,816	S		1/2004	Dubarry		
D486,075	S	*	2/2004	Frank	D10/38
D493,371	S	*	7/2004	Streltsov	D10/30
D507,189	S	*	7/2005	Moritz	D10/30
D510,281	S	*	10/2005	Emery et al.	D10/32
D513,998	S	*	1/2006	Emery et al.	D10/32

OTHER PUBLICATIONS

Nike Spring Timing Catalog, Jul. 1997, p. 6, watch.*
Nike Catalog, Holiday, 1999, printed Mar., 1999, pp. 6
through 11, watches.*
Nike Time Ware Catalog Spring 2002, p. 4, published Oct.
2001.
Nike Time Ware Catalog Spring 2002, p. 5, published Oct.
2001.

* cited by examiner

Primary Examiner—Lucy Lieberman

(74) *Attorney, Agent, or Firm*—Banner & Witcoff, Ltd.

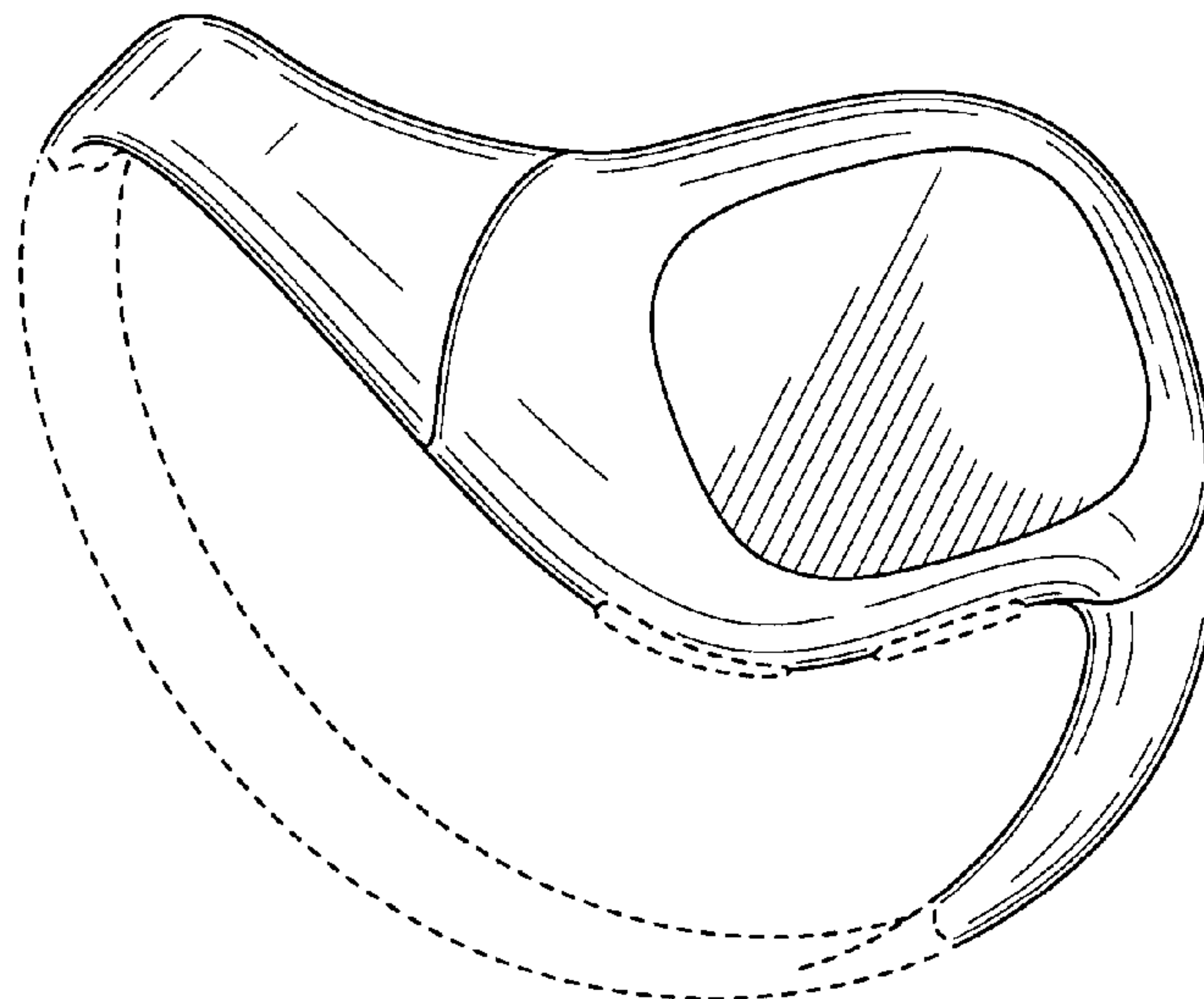
(57) **CLAIM**

The ornamental design for a portion of a watch, as shown
and described.

DESCRIPTION

FIG. 1 is a perspective view of a portion of a watch showing
my new design;
FIG. 2 is a front view thereof;
FIG. 3 is a rear view thereof with a portion of the disclaimed
band removed for clarity;
FIG. 4 is a right side view thereof;
FIG. 5 is a left side view thereof,
FIG. 6 is a top view thereof; and,
FIG. 7 is a bottom view thereof.
The broken line showing of various regions of the watch and
band is for illustrative purposes only and forms no part of the
claimed design.

1 Claim, 4 Drawing Sheets



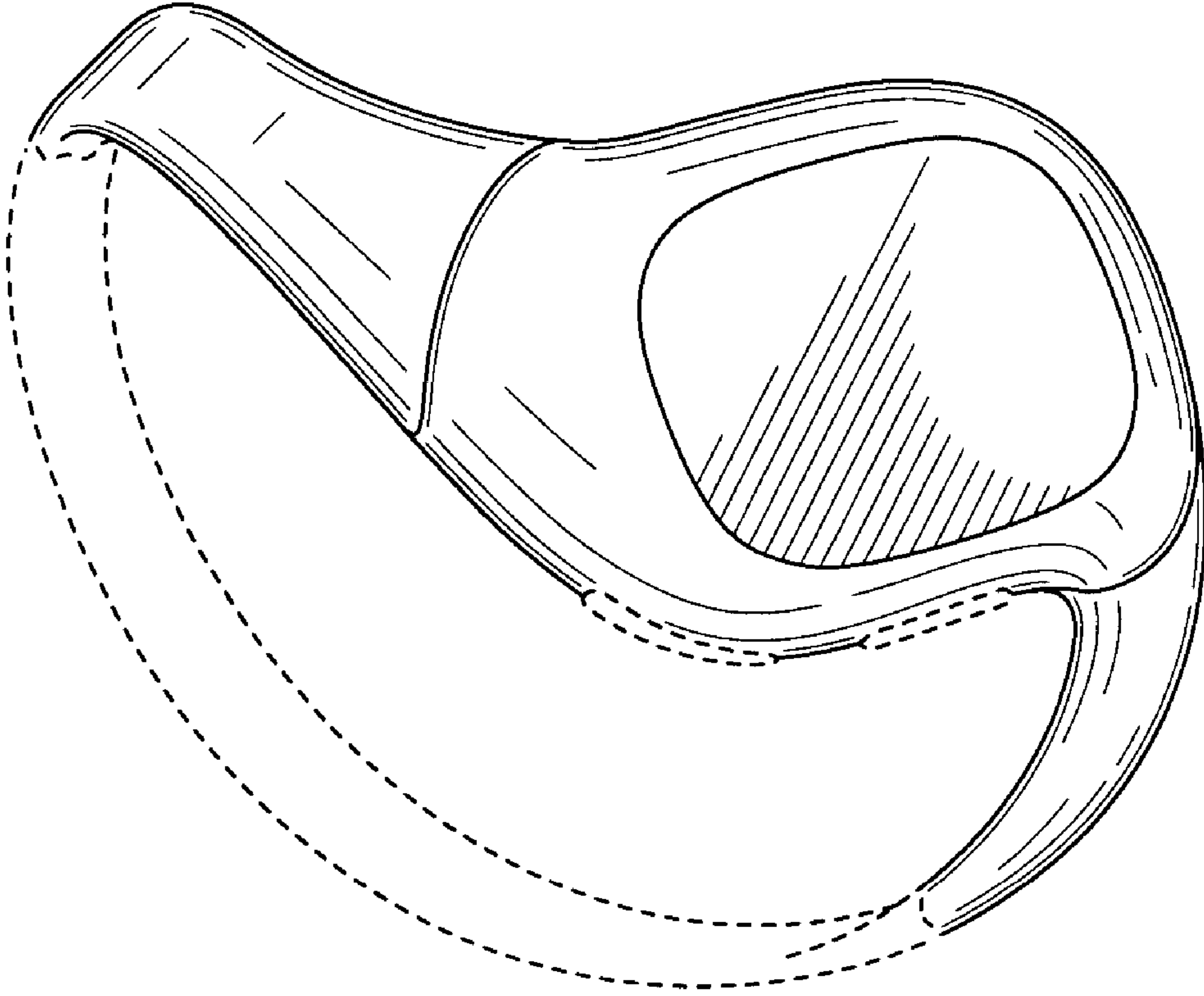


FIG. 1

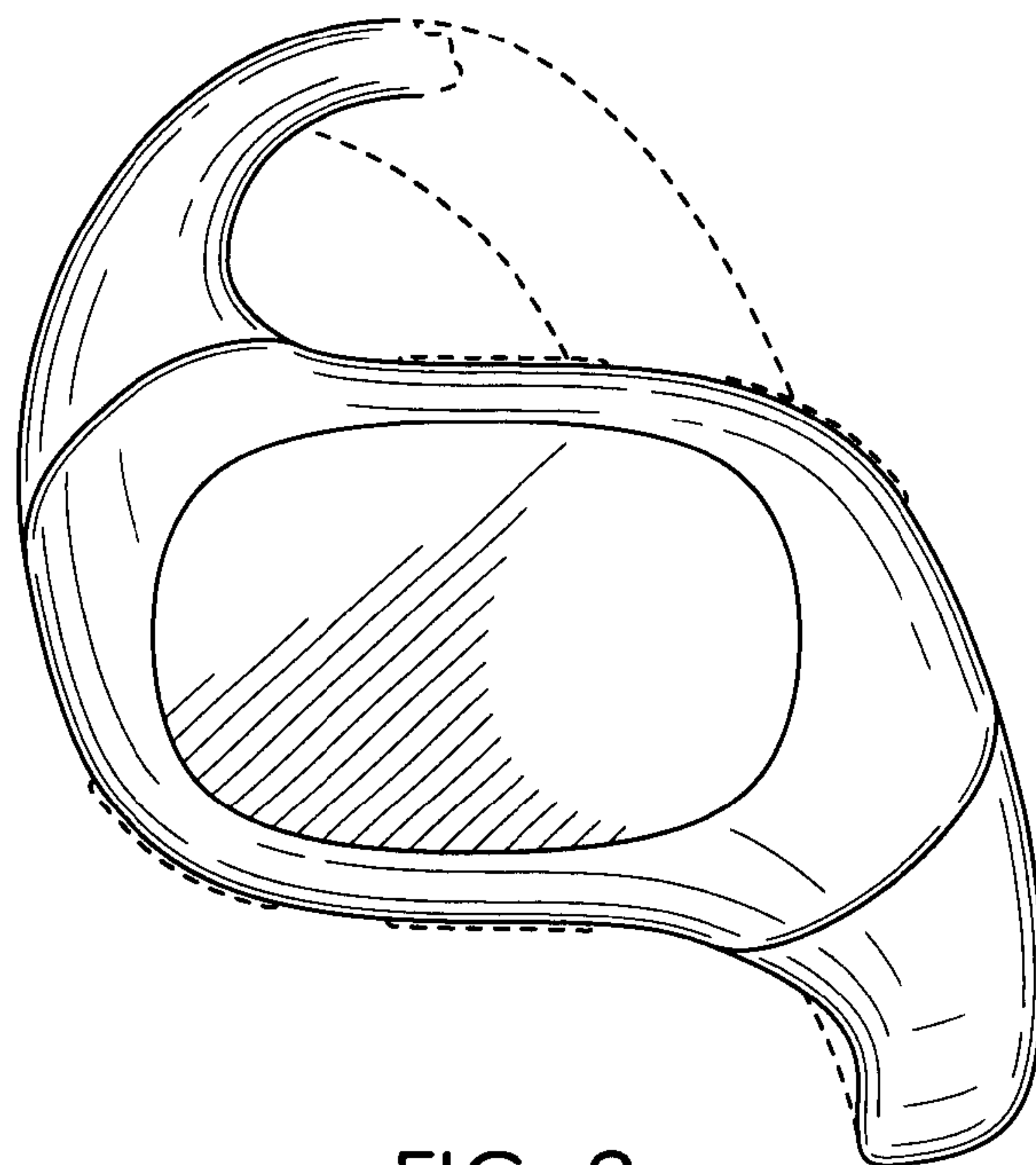


FIG. 2

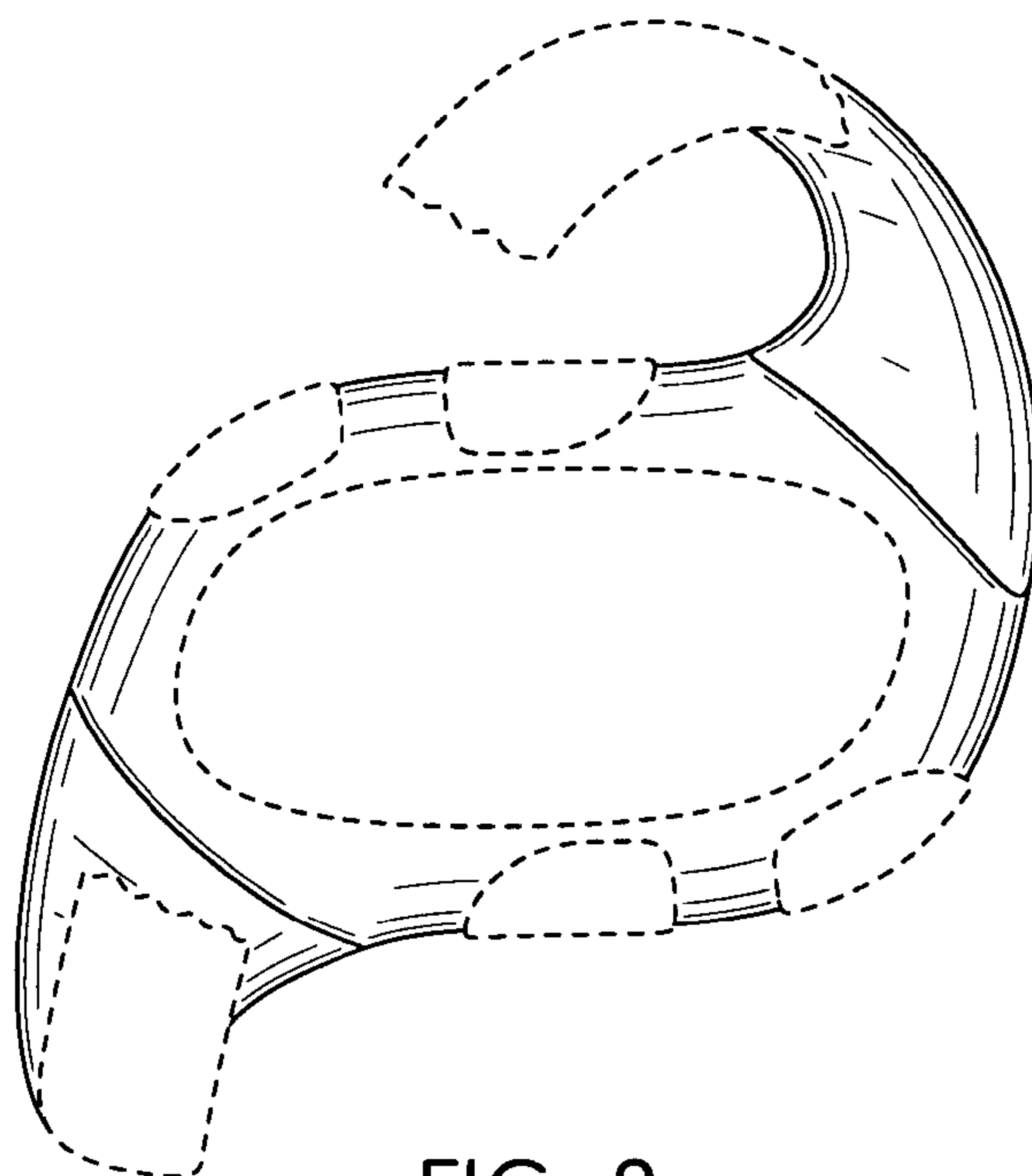


FIG. 3

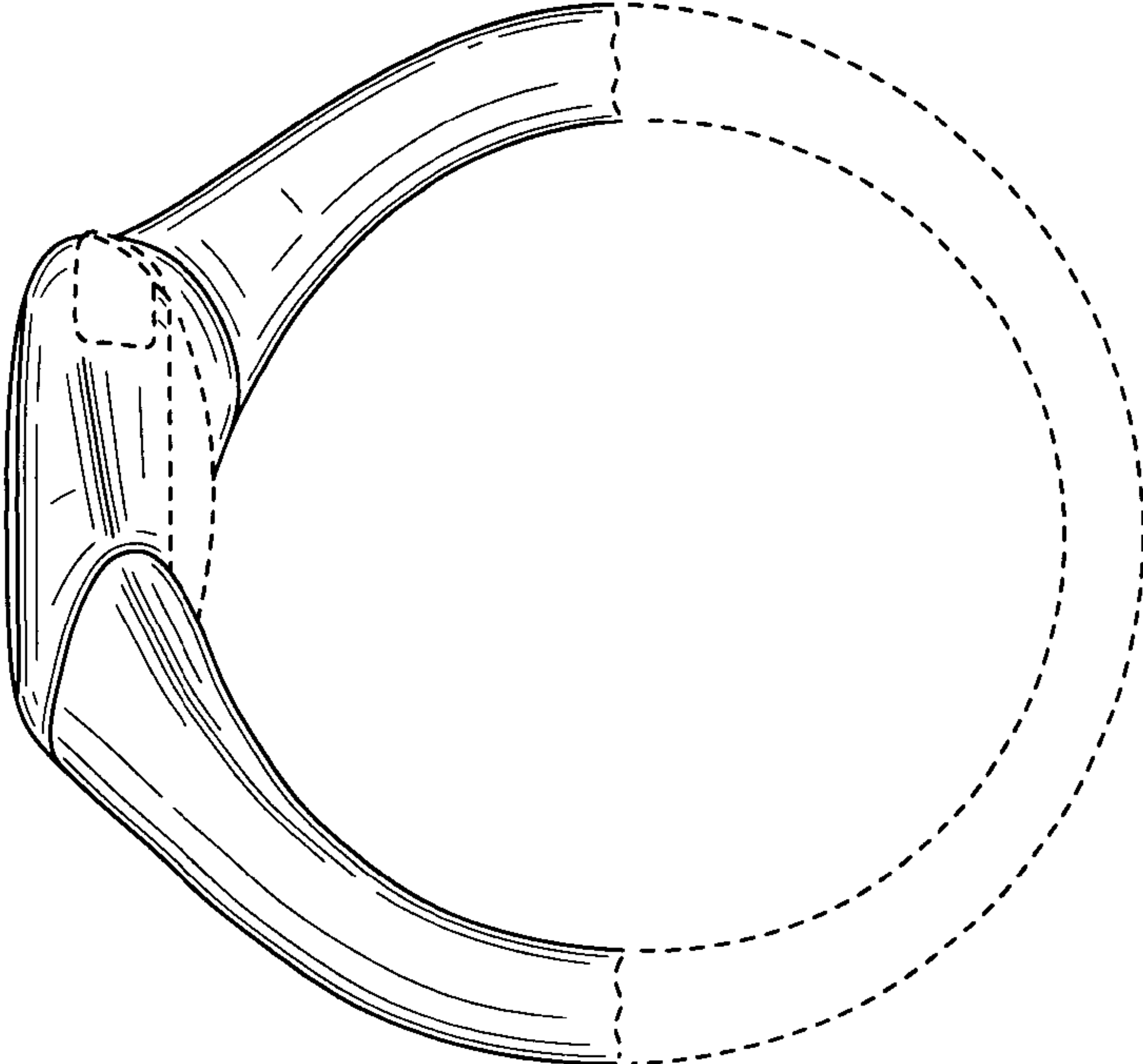


FIG. 4

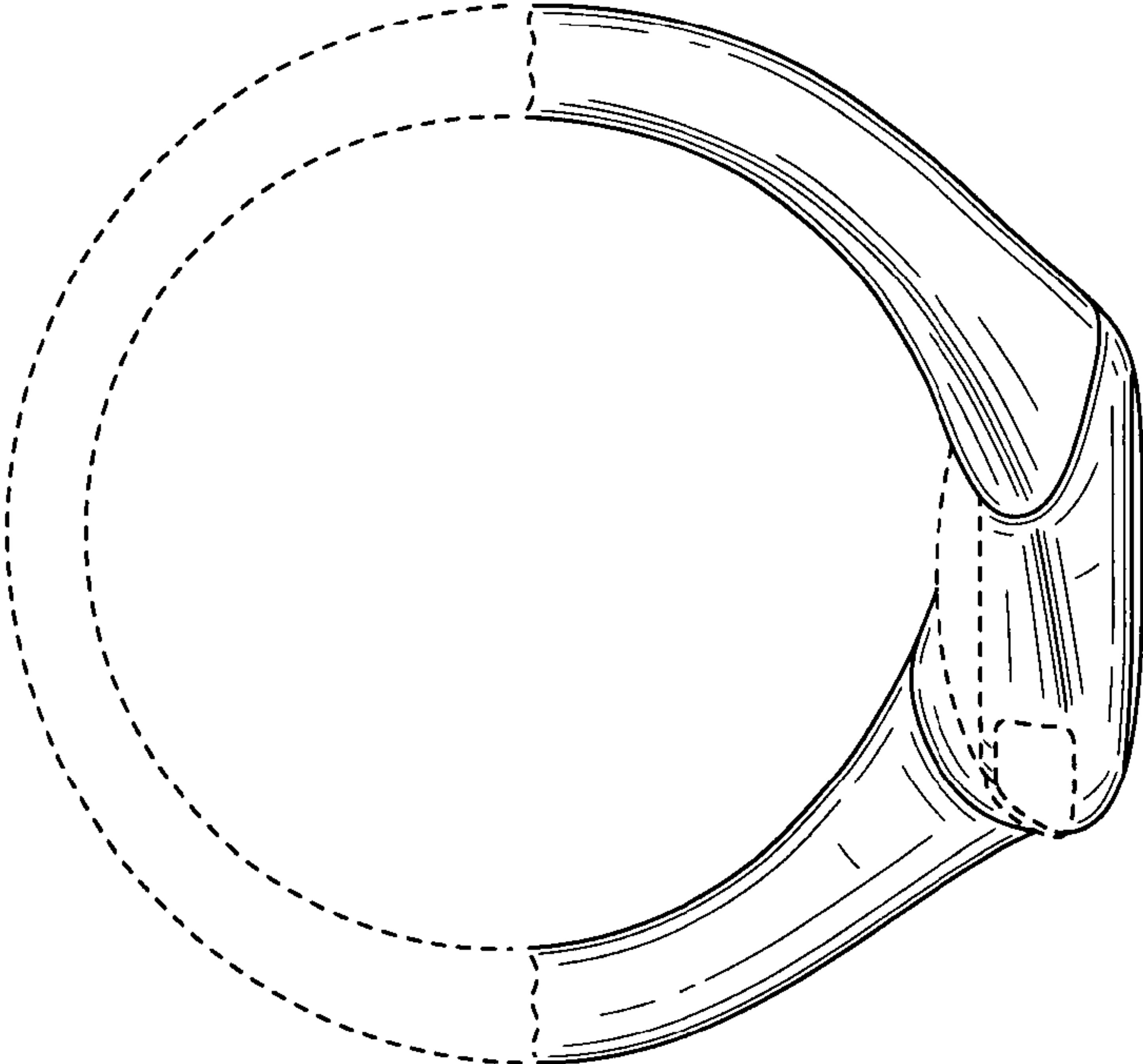


FIG. 5

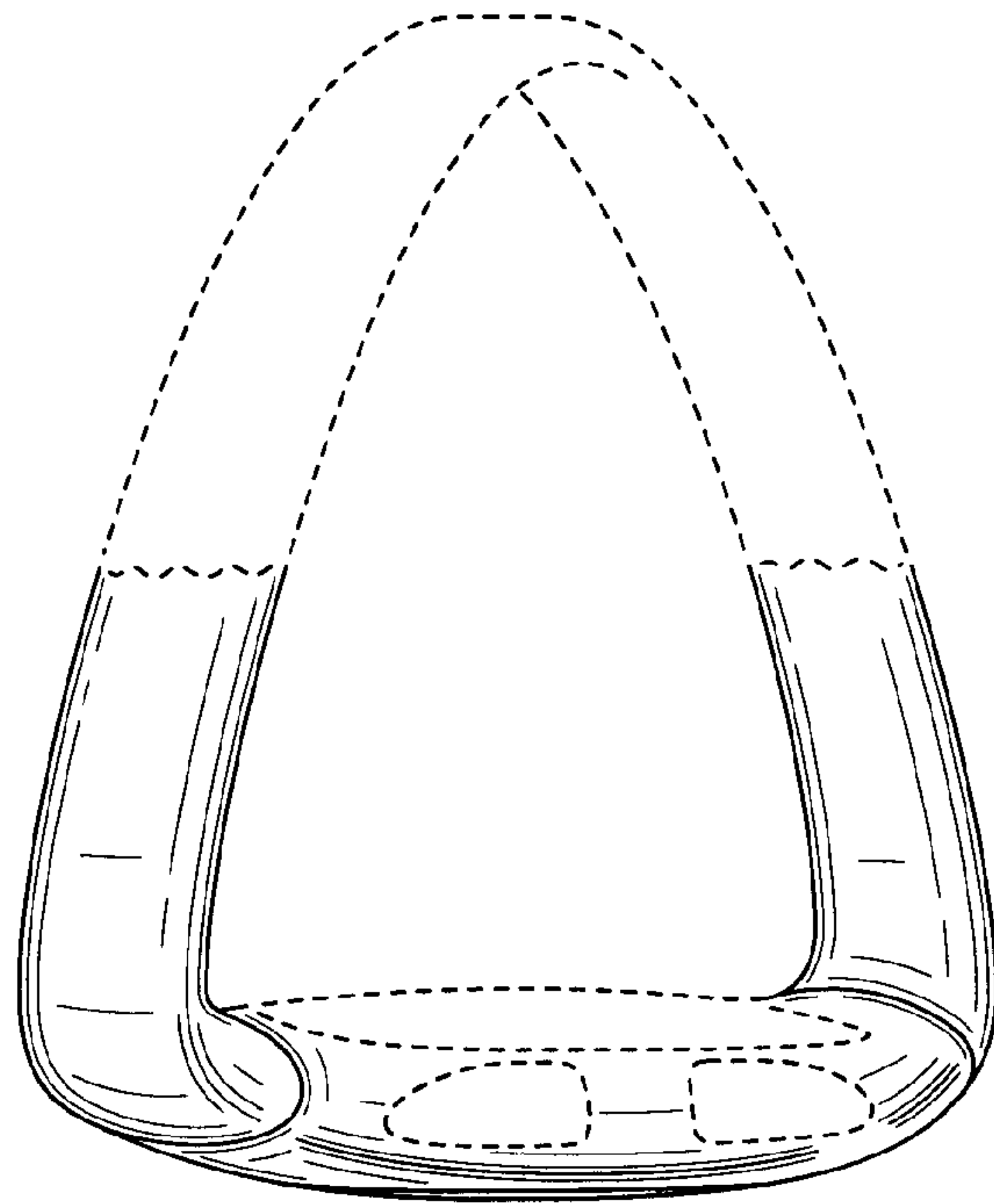


FIG. 6

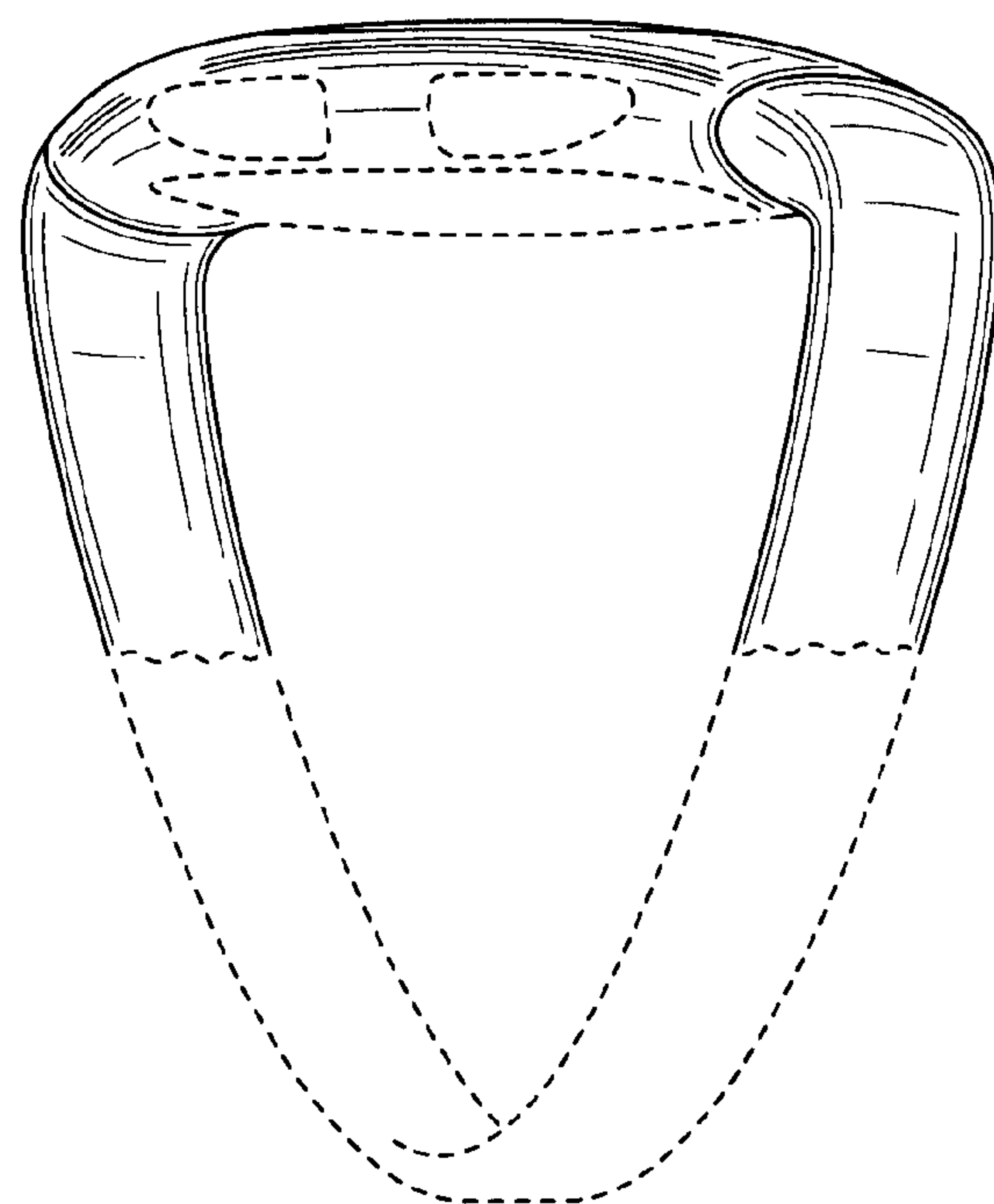


FIG. 7