

US00D528428S

(12) **United States Design Patent**  
**Nozato et al.**

(10) **Patent No.:** **US D528,428 S**  
(45) **Date of Patent:** **\*\* Sep. 19, 2006**

(54) **BOTTLE**

(75) Inventors: **Erica S. Nozato**, Ridgefield, CT (US);  
**Maria Sebastian**, Mamaroneck, NY  
(US); **Susan Chirico**, Thornwood, NY  
(US)

(73) Assignee: **Snapple Beverage Corporation**, Rye  
Brook, NY (US)

(\*\*) Term: **14 Years**

(21) Appl. No.: **29/243,239**

(22) Filed: **Nov. 22, 2005**

(51) **LOC (8) Cl.** ..... **09-01**

(52) **U.S. Cl.** ..... **D9/550; D9/553; D9/554**

(58) **Field of Classification Search** ..... D9/668,  
D9/681-682, 686-694, 516, 530, 537-545,  
D9/549, 553-554, 558, 566-567, 574-575;  
215/382-384, 396, 398

See application file for complete search history.

(56) **References Cited**

**U.S. PATENT DOCUMENTS**

D74,080 S	*	12/1927	Swindell	.....	D9/544
D116,236 S	*	8/1939	Love	.....	D9/668
D169,239 S	*	4/1953	Dillon	.....	D9/552
D178,529 S	*	8/1956	Lorenzen	.....	D9/555
D195,650 S	*	7/1963	Koenigsberg	.....	D9/542
4,024,975 A	*	5/1977	Uhlig	.....	215/373

5,060,453 A	*	10/1991	Alberghini et al.	.....	53/440
D375,050 S	*	10/1996	Chahed	.....	D9/553
D451,395 S	*	12/2001	Vultaggio et al.	.....	D9/530
D476,570 S	*	7/2003	Silvers	.....	D9/500
6,698,606 B1	*	3/2004	Deubel et al.	.....	215/384
D489,991 S	*	5/2004	Deubel et al.	.....	D9/538
D491,809 S	*	6/2004	Silvers et al.	.....	D9/500
D507,187 S	*	7/2005	Yourist	.....	D9/681

\* cited by examiner

*Primary Examiner*—Carol Rademaker

(74) *Attorney, Agent, or Firm*—Robert G. Crouch; Marsh,  
Fischmann & Breyfogle, LLP

(57) **CLAIM**

The ornamental design for a bottle, as shown and described.

**DESCRIPTION**

FIG. 1 is a front elevational view of the bottle of the claimed design, the rear elevational view being a mirror image except for the unclaimed threads;

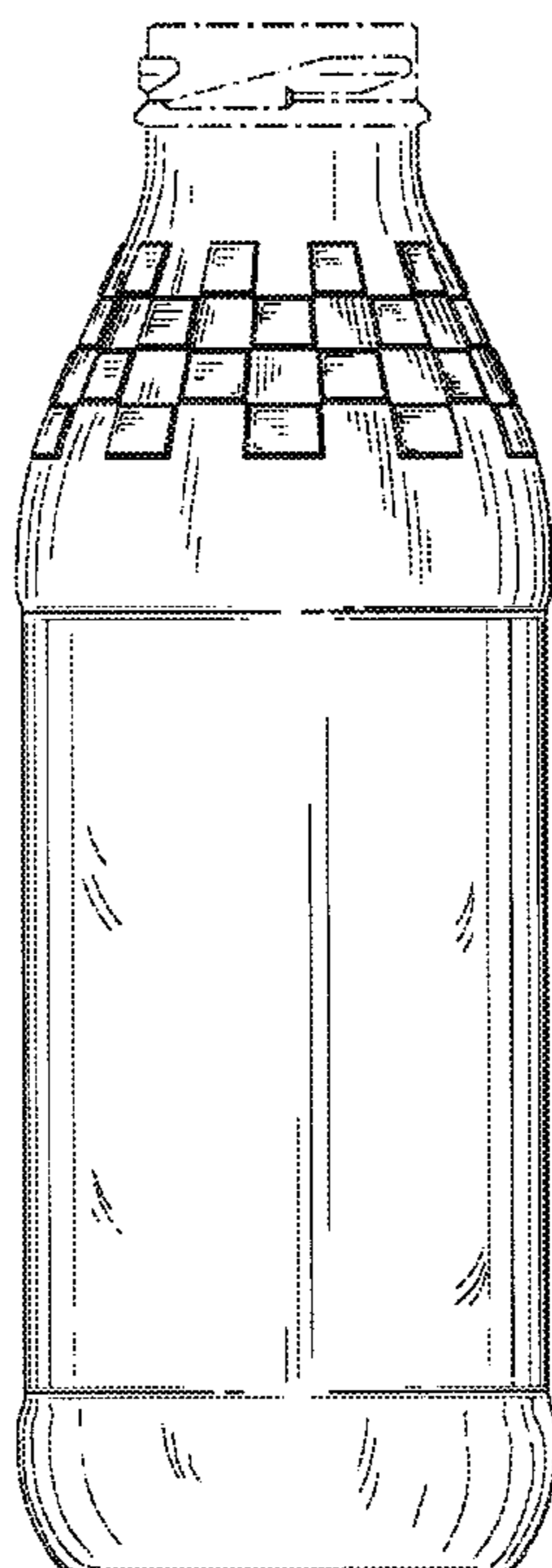
FIG. 2 is a right side elevational view thereof, the left side elevational view being a mirror image except for the unclaimed threads;

FIG. 3 is a top plan view thereof; and,

FIG. 4 is a perspective view thereof.

The broken lines shown in the drawings are for environmental purposes only and form no part of the claimed design.

**1 Claim, 2 Drawing Sheets**



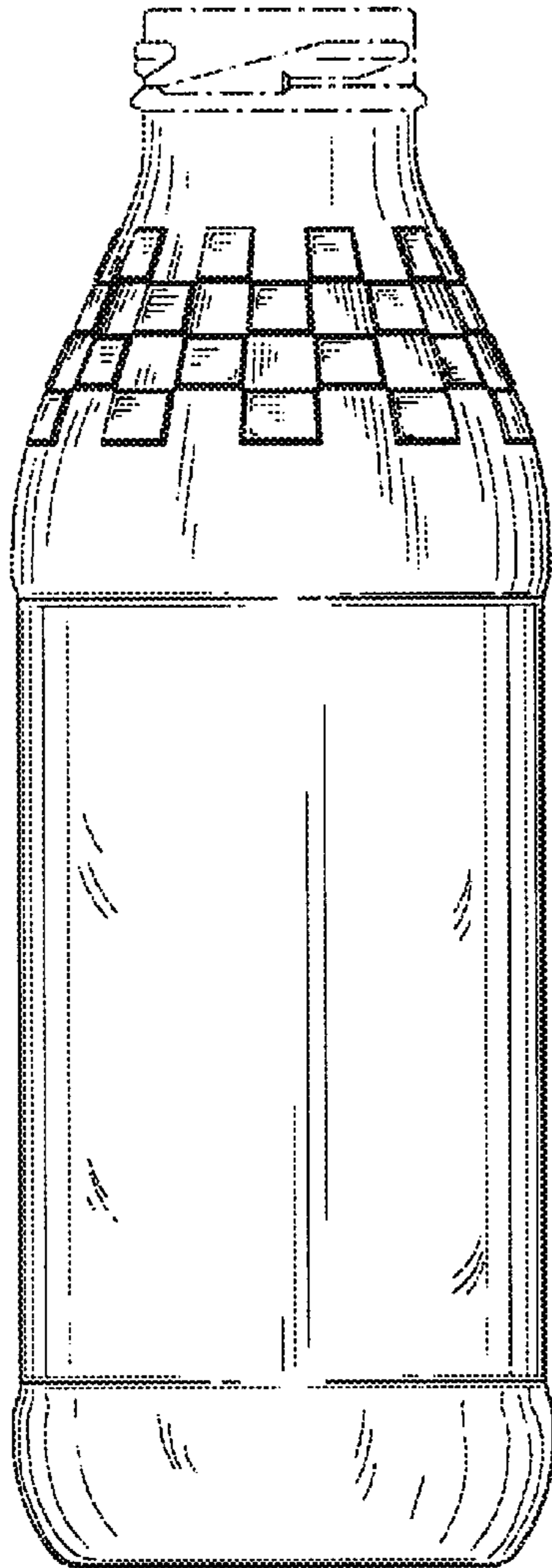


FIG. 1

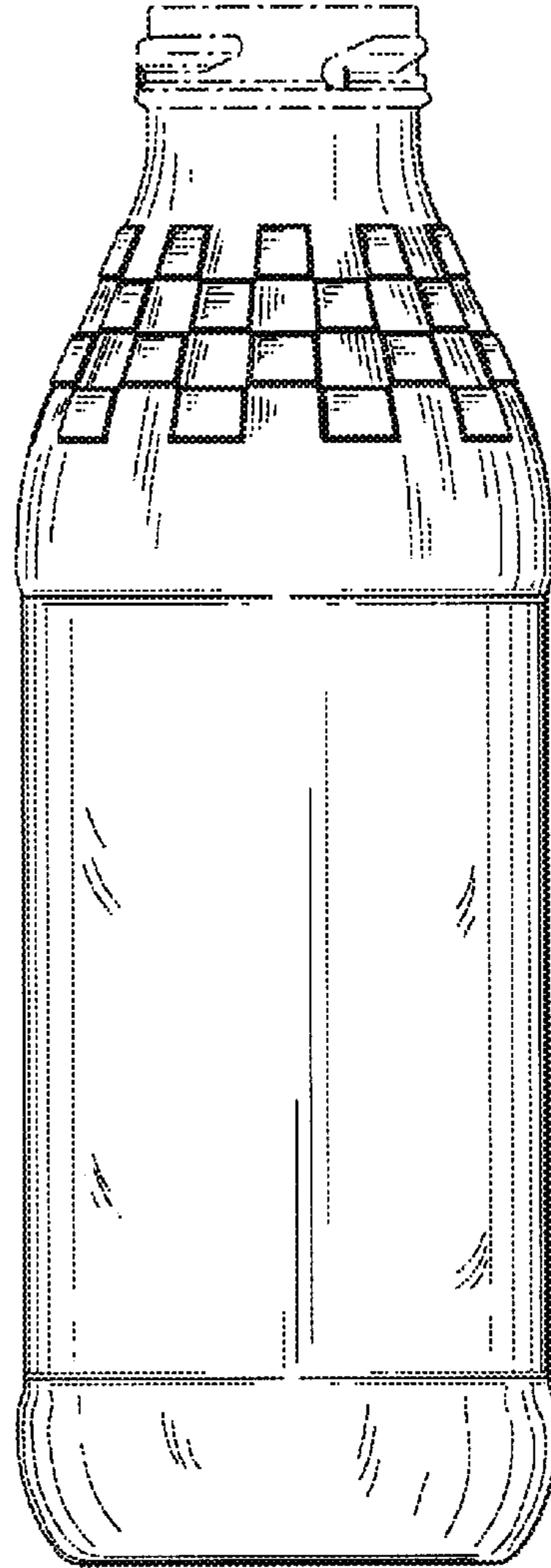


FIG. 2

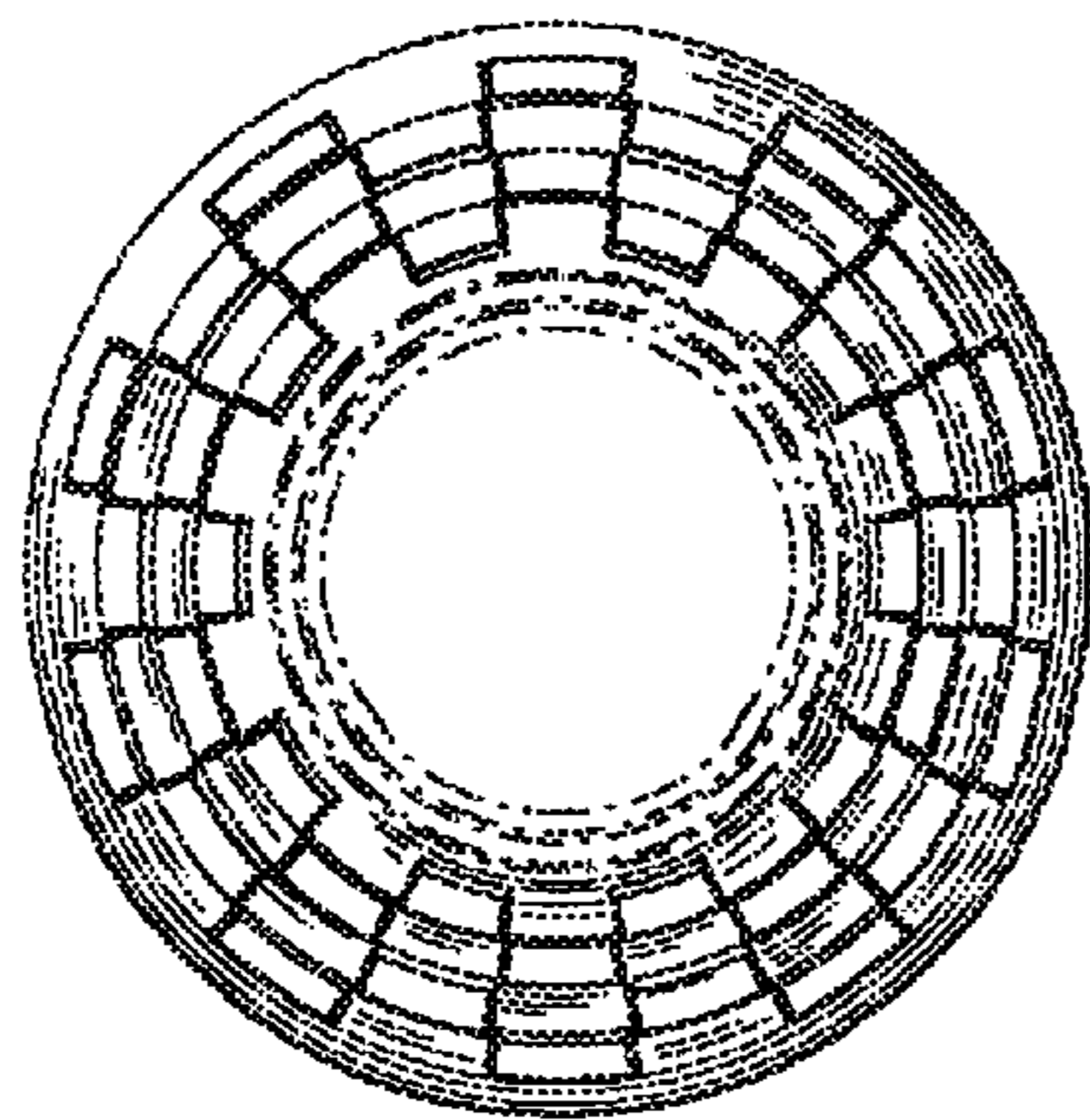


FIG. 3

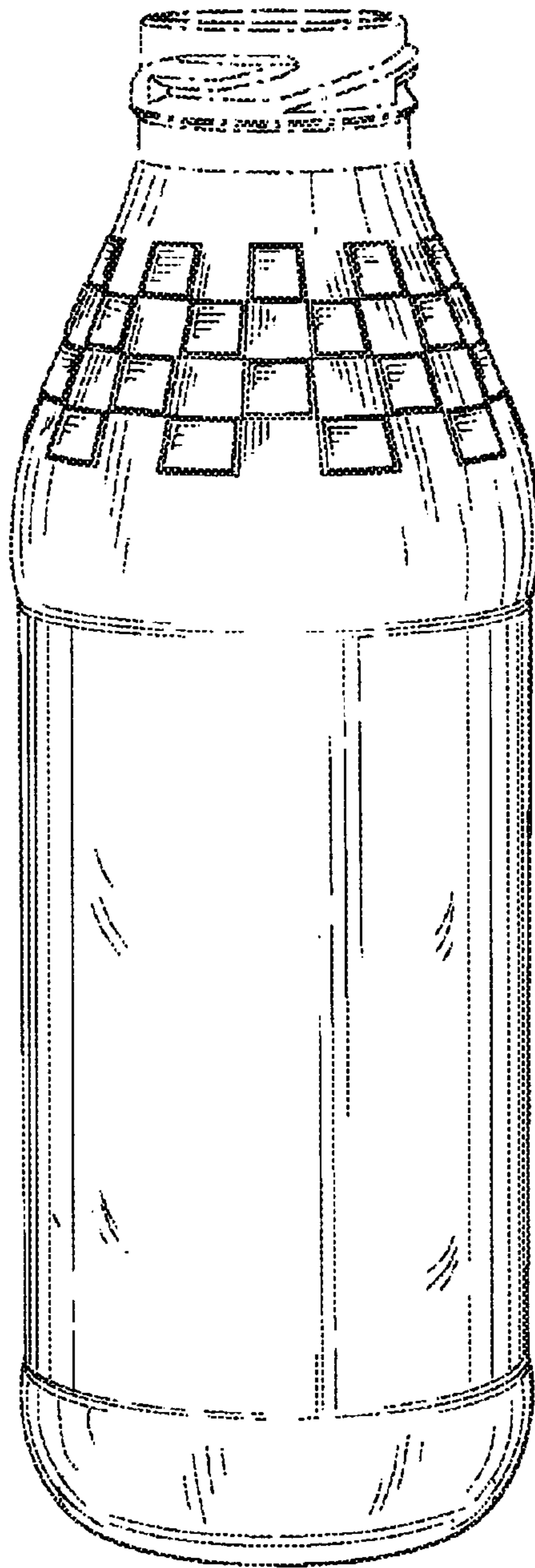


FIG.4