



US00D528426S

(12) **United States Design Patent** (10) **Patent No.:** **US D528,426 S**
Barone et al. (45) **Date of Patent:** **** Sep. 19, 2006**

(54) **BOTTLE**

(75) Inventors: **Clifford J. Barone**, Morristown, NJ (US); **Robert C. Croft**, Jersey City, NJ (US); **William J. Doskoczynski**, Stewartsville, NJ (US); **Martin Short**, Jersey City, NJ (US)

(73) Assignee: **Warner-Lambert Company LLC**, Morris Plains, NJ (US)

(**) Term: **14 Years**

(21) Appl. No.: **29/225,442**

(22) Filed: **Mar. 16, 2005**

(51) **LOC (8) Cl.** **09-01**

(52) **U.S. Cl.** **D9/529; D9/542**

(58) **Field of Classification Search** D9/511, D9/513, 515-516, 520, 529-530, 542-545, D9/549-552, 558, 563-565, 571-575, 682, D9/686, 689-693, 723-725, 728-729; 215/381-385; 220/660, 669

See application file for complete search history.

(56) **References Cited**

U.S. PATENT DOCUMENTS

- D202,822 S * 11/1965 Vuilleminot D9/542
- D207,880 S * 6/1967 Weckman D9/542
- D242,691 S * 12/1976 Koenigsberg D9/542
- D244,351 S * 5/1977 Pardo D9/542
- D265,550 S * 7/1982 Young et al. D9/529
- D341,315 S * 11/1993 Seymour D9/424

- D342,022 S * 12/1993 Pritchard D9/741
- D374,827 S * 10/1996 Valls D9/571
- D413,266 S * 8/1999 Majerowski et al. D9/542
- D471,460 S * 3/2003 Paul et al. D9/516
- D471,819 S * 3/2003 Paul et al. D9/524

* cited by examiner

Primary Examiner—Charles A. Rademaker

Assistant Examiner—Dana Sipos

(74) *Attorney, Agent, or Firm*—Karen G. Horowitz; Evan J. Federman

(57) **CLAIM**

We claim the ornamental design for a bottle, as shown and described.

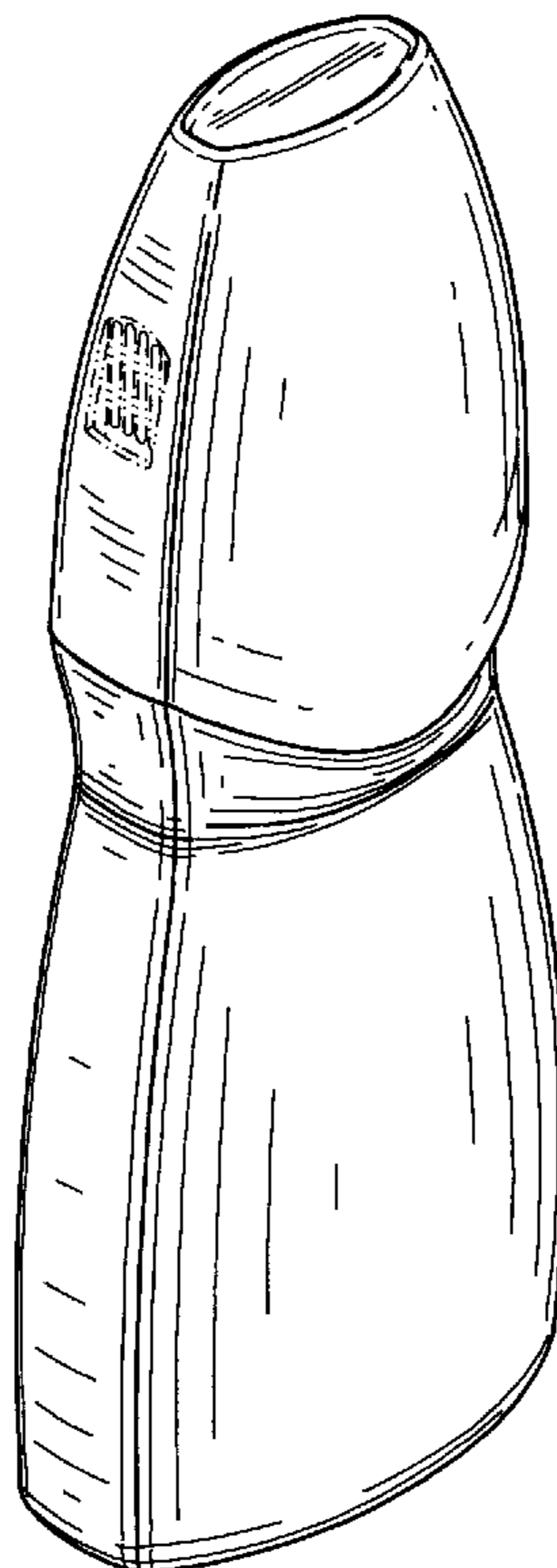
DESCRIPTION

FIG. 1 is a front perspective view of a bottle; FIG. 2 is a front elevation view thereof, shown at an enlarged scale; FIG. 3 is a right side elevation view thereof, the left side elevation view being identical; FIG. 4 is a top plan view thereof; and, FIG. 5 is a bottom plan view thereof. The left side of the bottle is symmetrical with the right side shown in FIG. 3.

The ornamental design for the bottle which is claimed is shown in solid lines in the drawings. The broken lines shown in the drawings are for illustrative purposes only and form no part of the claimed design.

The broken lines shown in the drawings are for illustrative purposes only and form no part of the claimed design.

1 Claim, 2 Drawing Sheets



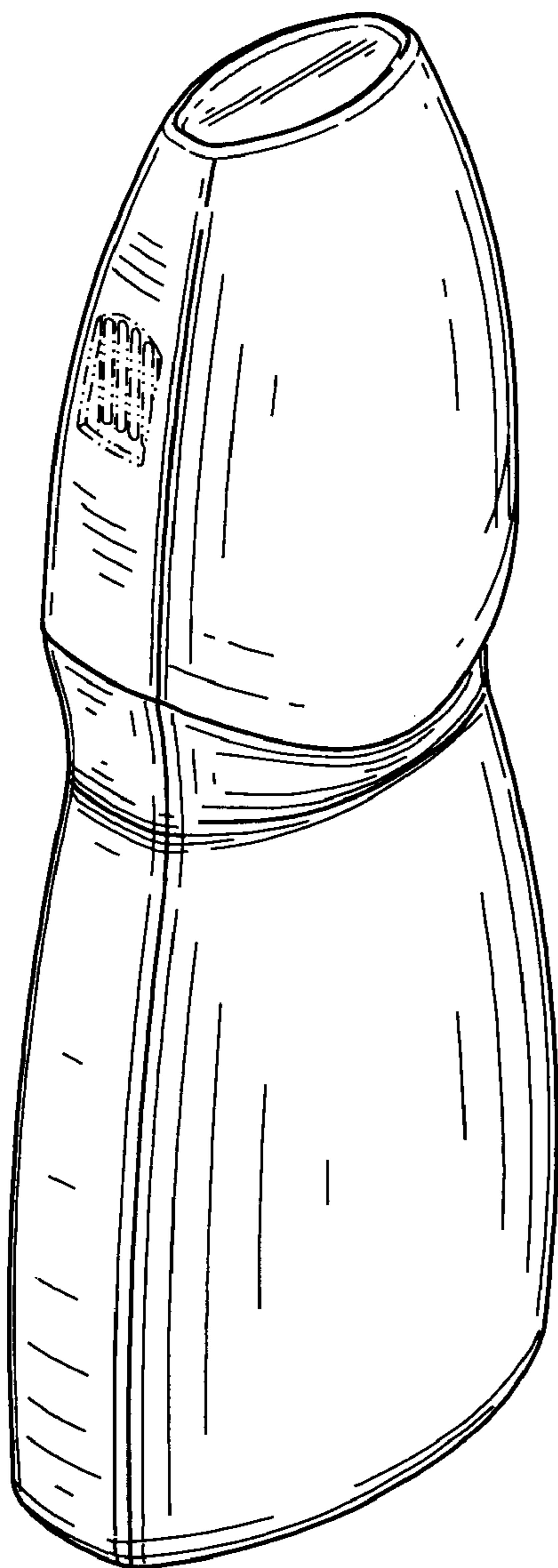


FIG. 1

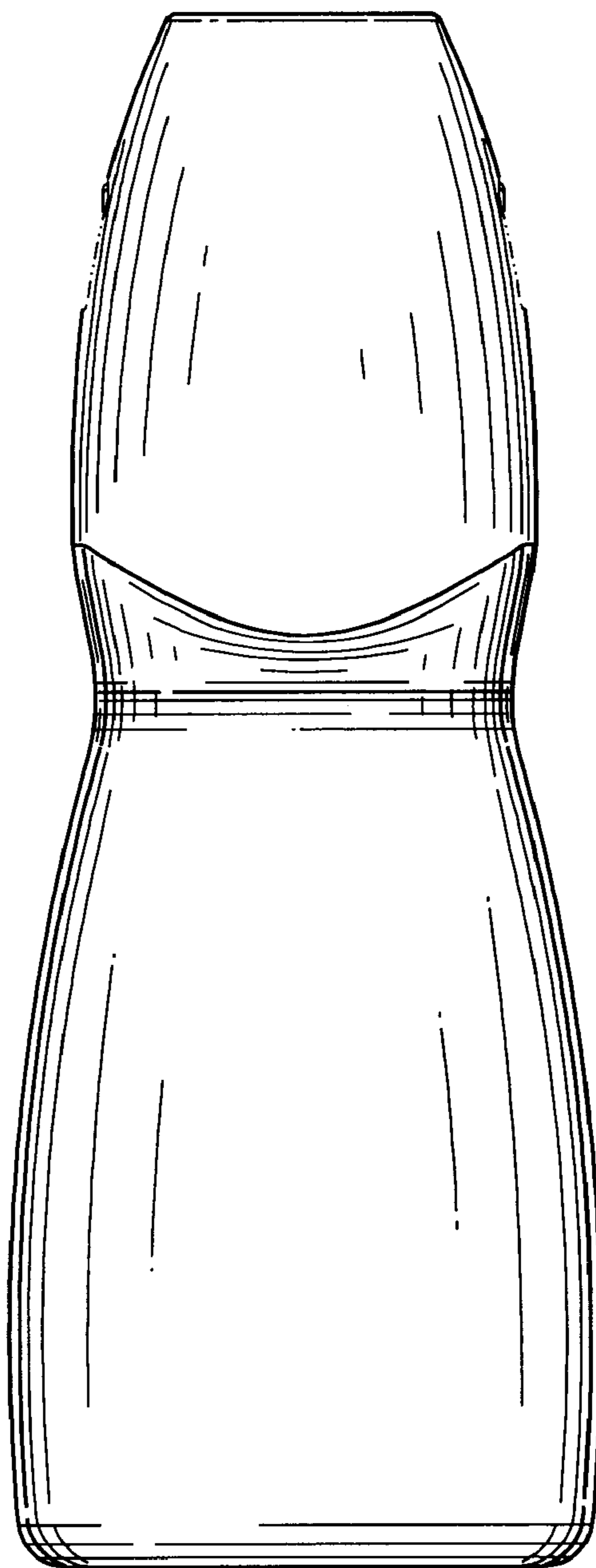


FIG. 2

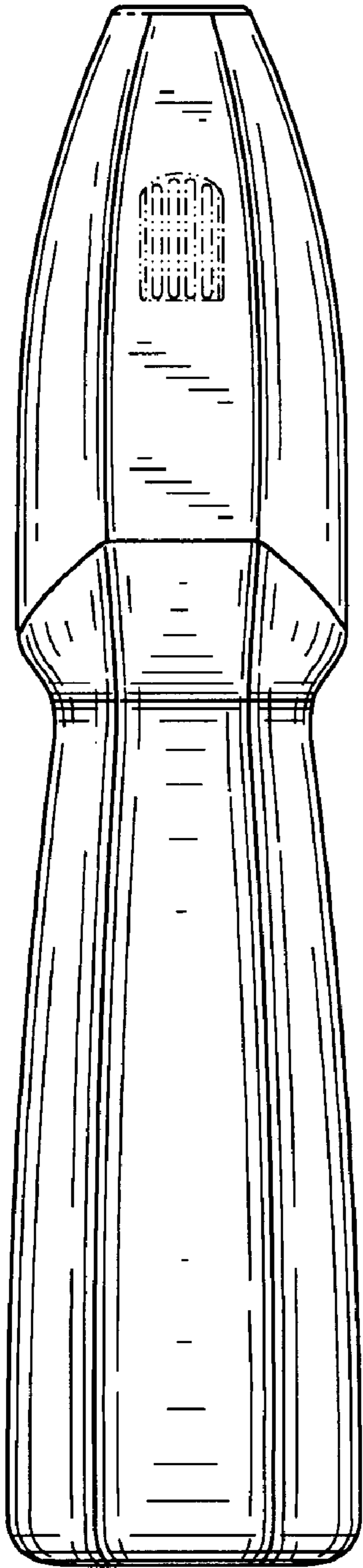


FIG. 3

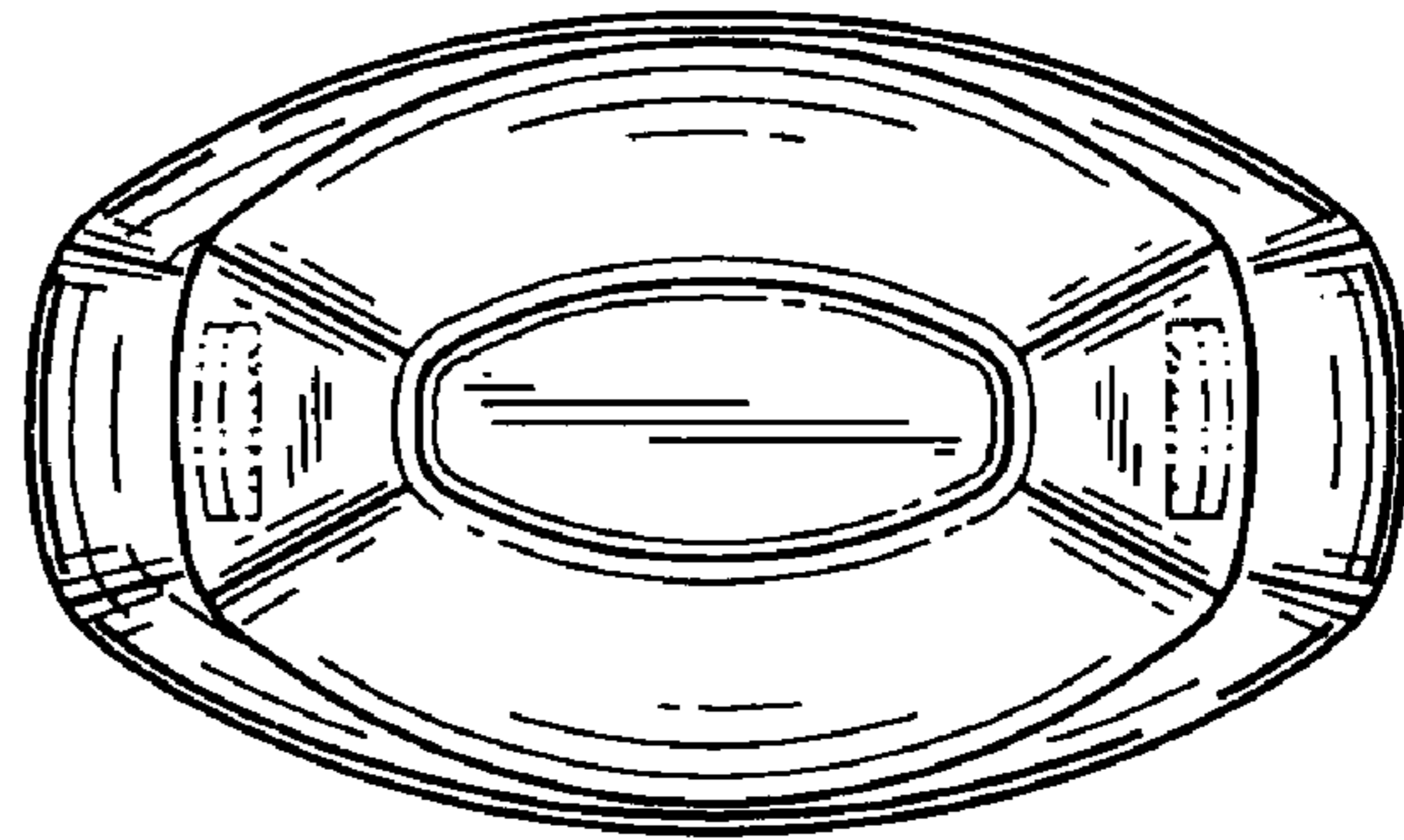


FIG. 4

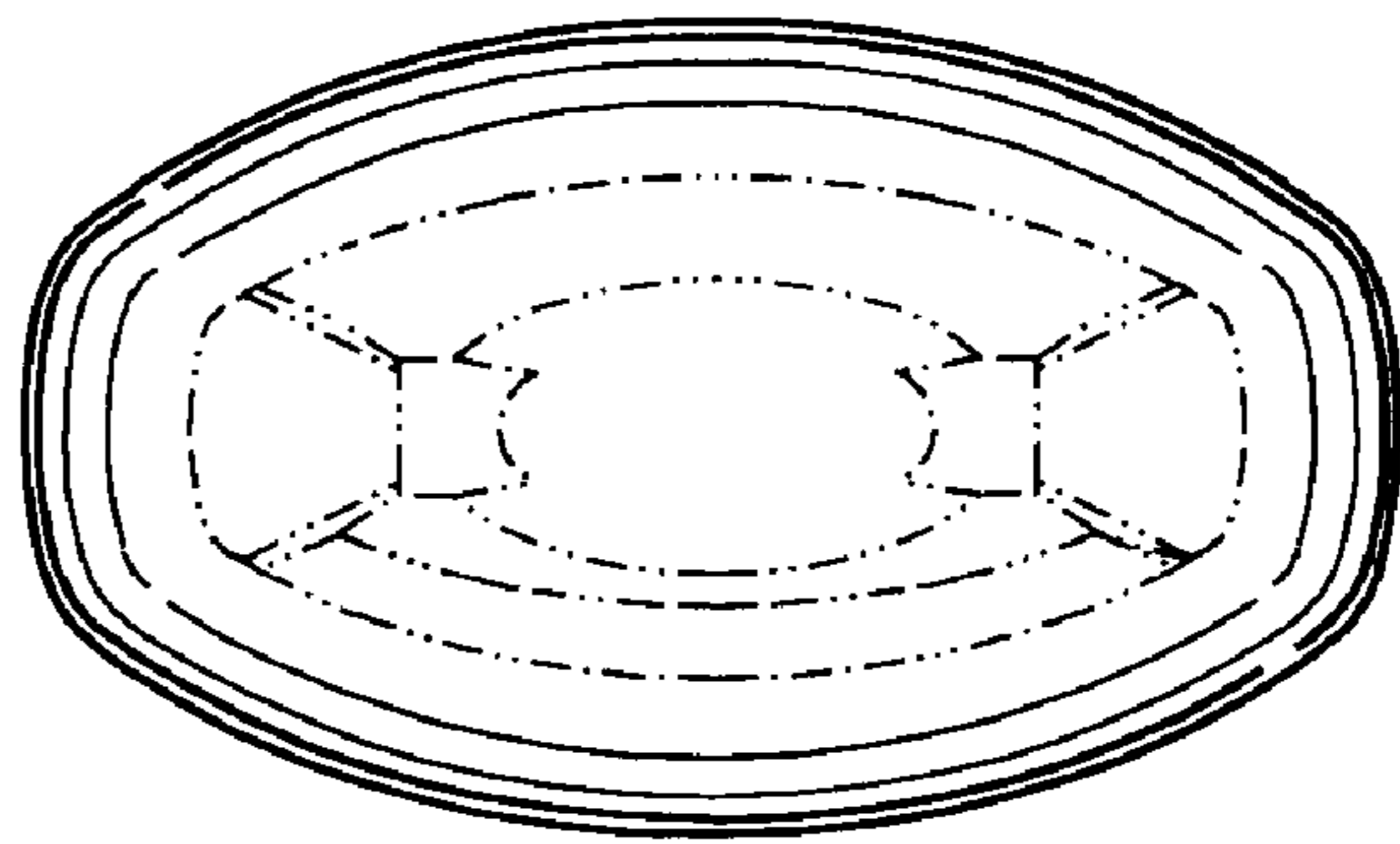


FIG. 5