



US00D528422S

(12) **United States Design Patent**
Darr et al.

(10) **Patent No.:** **US D528,422 S**

(45) **Date of Patent:** **** Sep. 19, 2006**

(54) **CONTAINER BASE**

(75) Inventors: **Richard C. Darr**, Medina, OH (US);
James J. Miller, Barberton, OH (US);
Richard A. Lovelace, Jr., Akron, OH (US)

(73) Assignee: **Plastipak Packaging, Inc.**, Plymouth, MI (US)

(**) Term: **14 Years**

(21) Appl. No.: **29/253,491**

(22) Filed: **Feb. 7, 2006**

Related U.S. Application Data

(62) Division of application No. 29/191,792, filed on Oct. 14, 2003.

(51) **LOC (8) Cl.** **09-01**

(52) **U.S. Cl.** **D9/516; D9/520**

(58) **Field of Classification Search** D9/434,
D9/500, 502-504, 516, 520, 537, 541, 549,
D9/550, 556-557; 215/370-371, 375-379,
215/381-385; 220/600, 604, 608
See application file for complete search history.

(56) **References Cited**

U.S. PATENT DOCUMENTS

5,927,499 A * 7/1999 Vesborg 206/509

D414,112 S * 9/1999 Waggaman et al. D9/520
6,095,360 A * 8/2000 Shmagin et al. 215/382
D465,727 S * 11/2002 Duranthon D9/620
2003/0116526 A1 * 6/2003 Mehanna 215/379

* cited by examiner

Primary Examiner—Ian Simmons

Assistant Examiner—Dana Sipos

(74) *Attorney, Agent, or Firm*—Robert H. Bachman

(57) **CLAIM**

The ornamental design for a container base, as shown and described.

DESCRIPTION

FIG. 1 is a top perspective view of the container base of the present invention;

FIG. 2 is a bottom perspective view of the container base of FIG. 1;

FIG. 3 is a side view of the container base of FIG. 1; and FIG. 4 is a bottom view of the container base of FIG. 1.


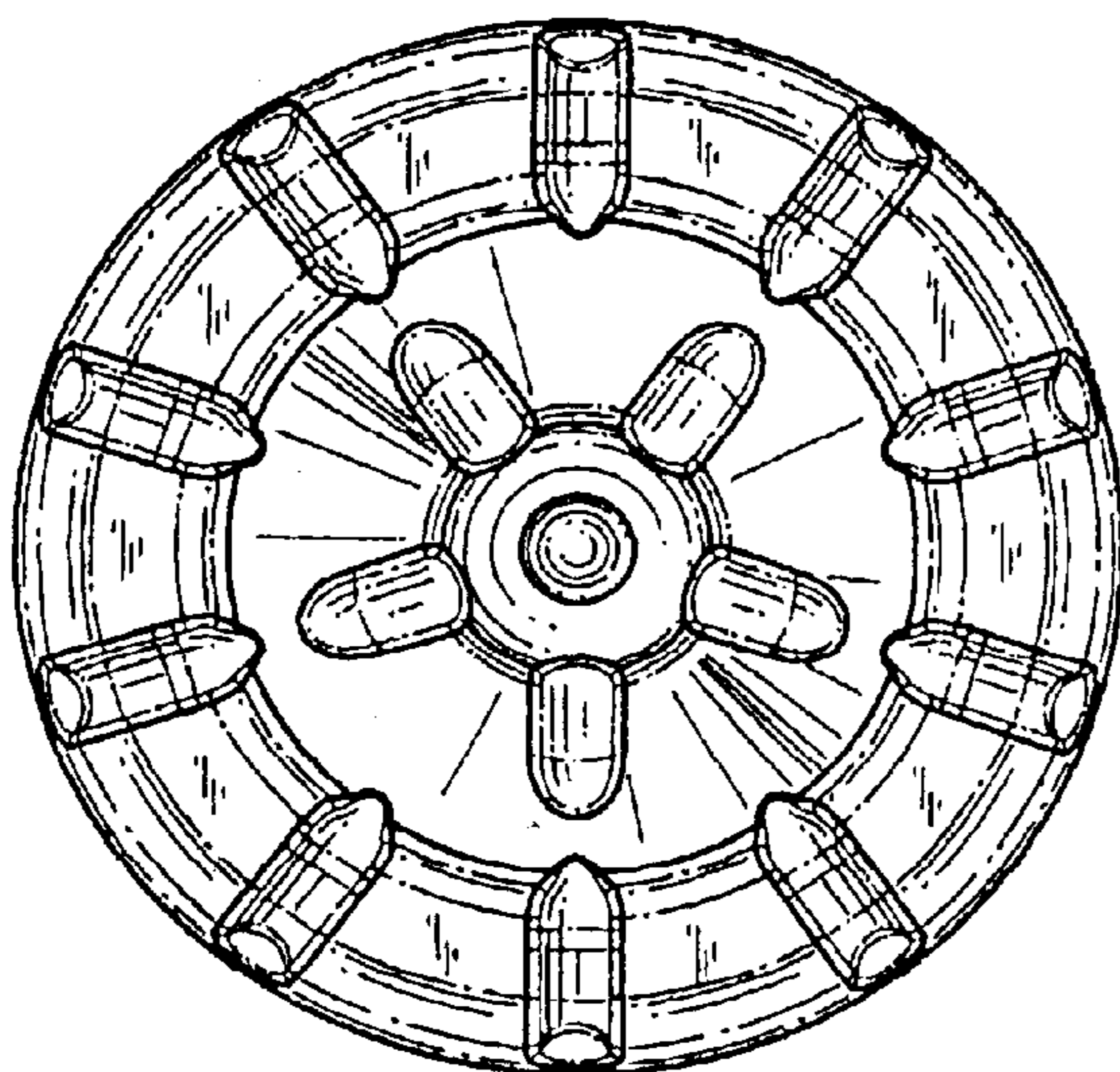
FIG. 5 is a top perspective view of a second embodiment of the container base of the present invention;

FIG. 6 is a bottom perspective view of the container base of FIG. 5;

FIG. 7 is a side view of the container base of FIG. 5; and, FIG. 8 is a bottom view of the container base of FIG. 5.

The broken lines shown in the drawings are for illustrative purposes only and form no part of the claimed design.

1 Claim, 4 Drawing Sheets






FIG. 1

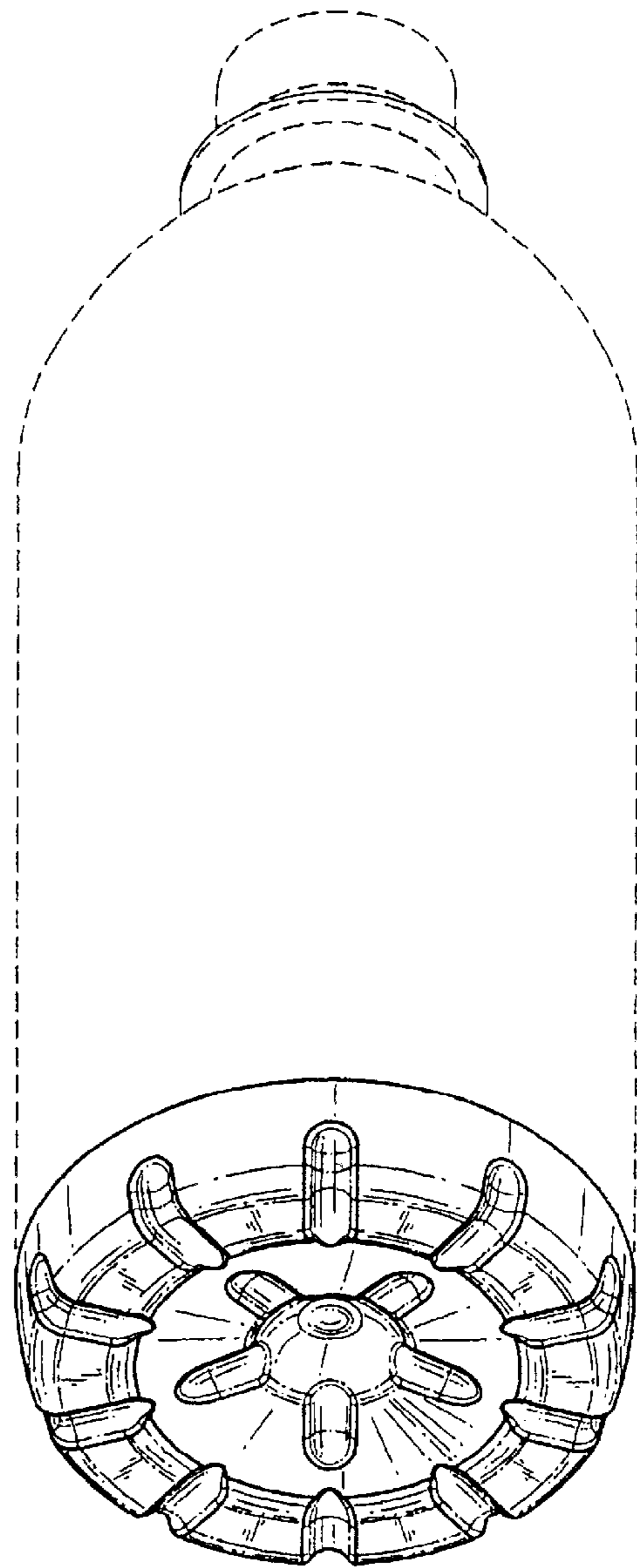


FIG. 2




FIG. 3

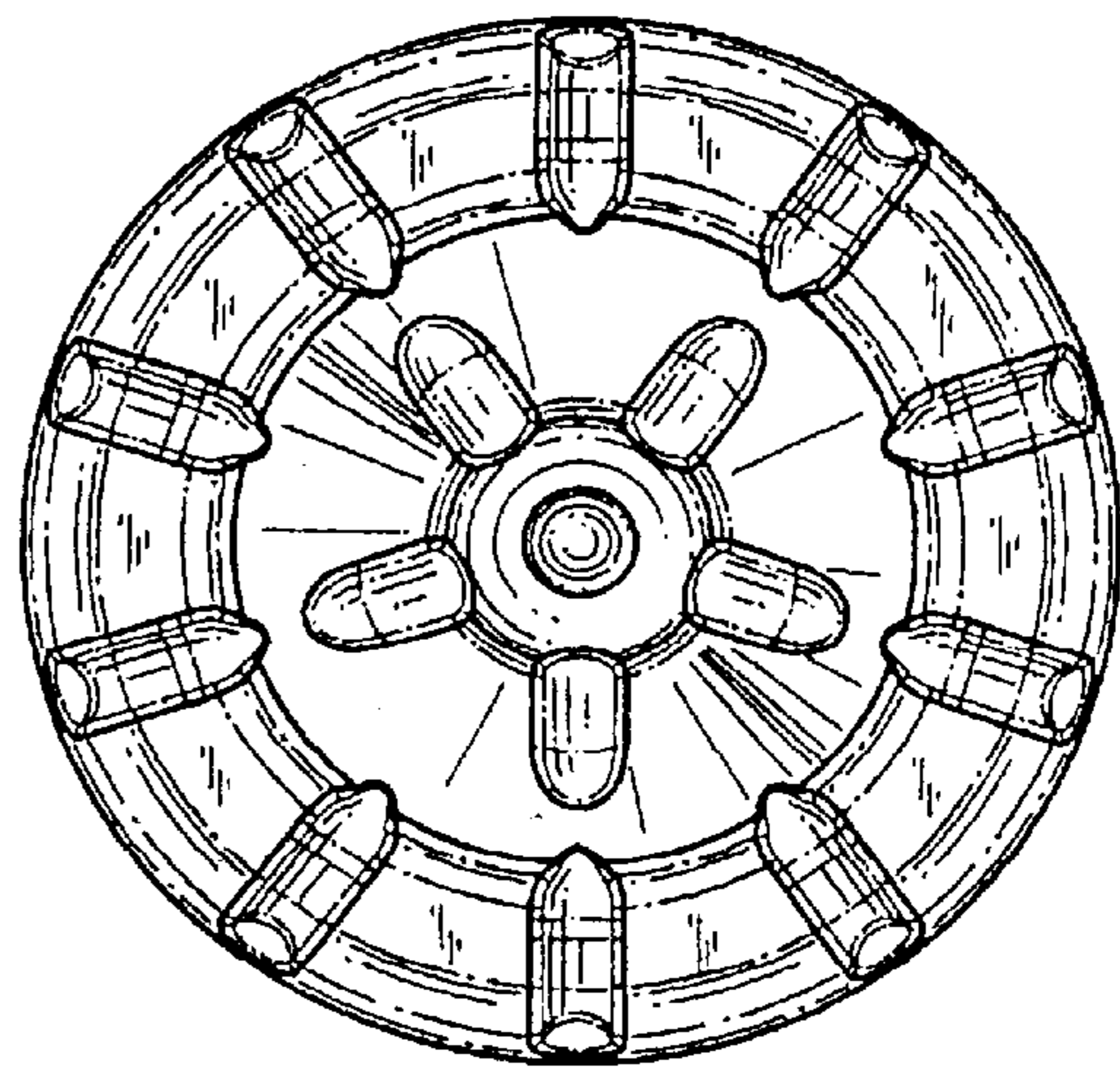


FIG. 4




FIG. 5

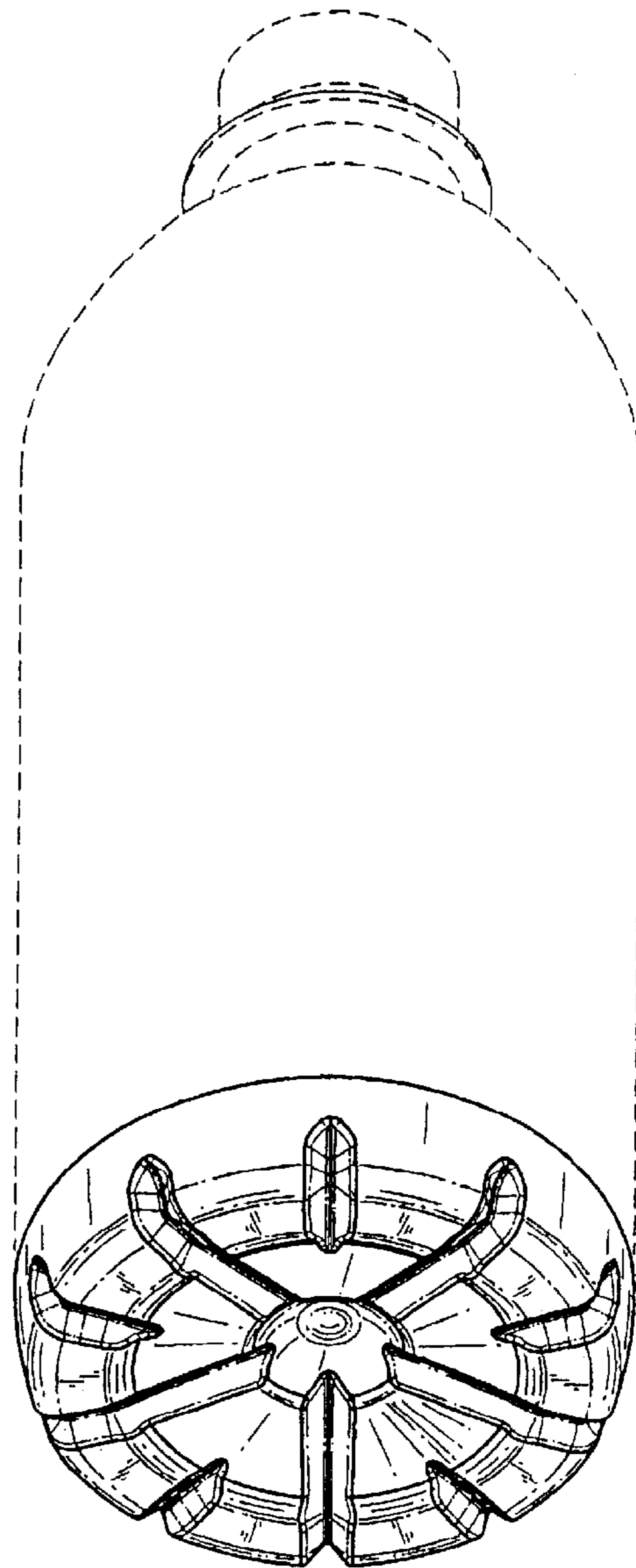


FIG. 6




FIG. 7

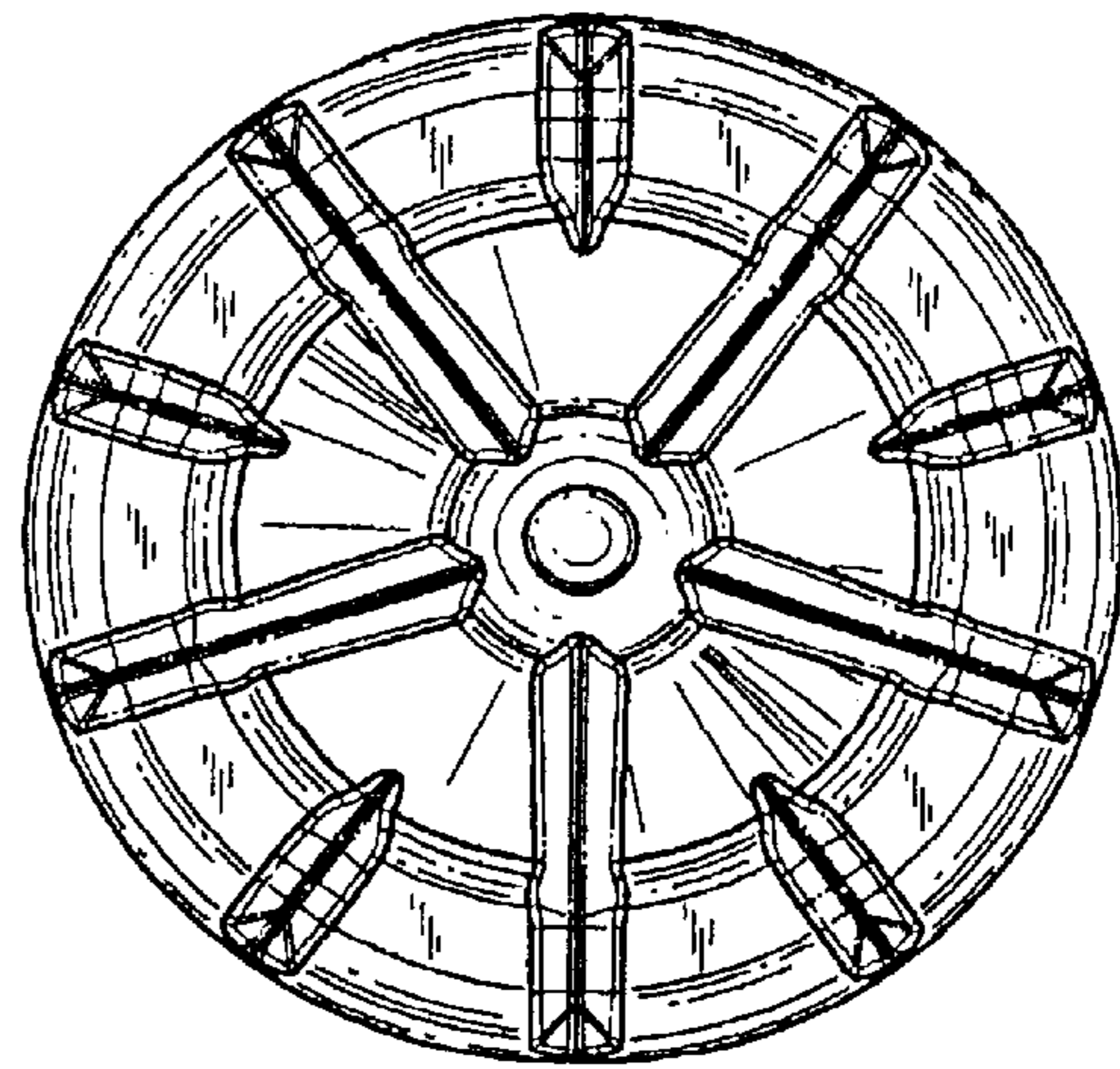


FIG. 8