



US00D528421S

(12) **United States Design Patent**  
**Sasaki et al.**

(10) **Patent No.:** **US D528,421 S**

(45) **Date of Patent:** **\*\* Sep. 19, 2006**

(54) **BOTTLE**

(75) Inventors: **Masaaki Sasaki**, Koto-ku (JP); **Keiji Shimamoto**, University Park, IL (US)

(73) Assignee: **Yoshino Kogyosho Co., Ltd.**, Tokyo (JP)

(\*\*) Term: **14 Years**

(21) Appl. No.: **29/203,892**

(22) Filed: **Apr. 22, 2004**

(51) **LOC (8) Cl.** ..... **09-01**

(52) **U.S. Cl.** ..... **D9/516**

(58) **Field of Classification Search** ..... D9/500,  
D9/502, 516, 520, 523, 526, 528, 530-531,  
D9/534, 537-543, 549-558, 560, 562-575,  
D9/636, 643, 645, 655, 657-658, 661, 664,  
D9/684, 738-747; 215/381-385, 396, 398,  
215/400, 10; 220/23.4

See application file for complete search history.

(56) **References Cited**

**U.S. PATENT DOCUMENTS**

D228,176 S	*	8/1973	Plummer	.....	D9/538
D241,713 S	*	10/1976	Plummer	.....	D9/500
D242,527 S	*	11/1976	Plummer	.....	D9/500
D294,677 S	*	3/1988	Rogler	.....	D9/500
D316,966 S	*	5/1991	York	.....	D9/538
D318,799 S	*	8/1991	York	.....	D9/500
D345,506 S	*	3/1994	Potts et al.	.....	D9/543

5,350,078 A	*	9/1994	Potts et al.	.....	215/384
D352,460 S	*	11/1994	Sherman et al.	.....	D9/542
D380,685 S	*	7/1997	Steih	.....	D9/549
D381,271 S	*	7/1997	Paoloski	.....	D9/530
D417,844 S	*	12/1999	Lane	.....	D9/434
D421,720 S	*	3/2000	Eberle et al.	.....	D9/500
D450,588 S	*	11/2001	Lane et al.	.....	D9/500
D459,234 S	*	6/2002	Bourque et al.	.....	D9/543
D507,746 S	*	7/2005	Sasaki et al.	.....	D9/516

\* cited by examiner

*Primary Examiner*—Carol Rademaker

(74) *Attorney, Agent, or Firm*—Oliff & Berridge, PLC

(57) **CLAIM**

The ornamental design for a bottle, as shown and described.

**DESCRIPTION**

FIG. 1 is a front view of a transparent bottle, the rear view being a mirror image;

FIG. 2 is a side view thereof, the opposite side view being a mirror image;

FIG. 3 is a top view thereof;

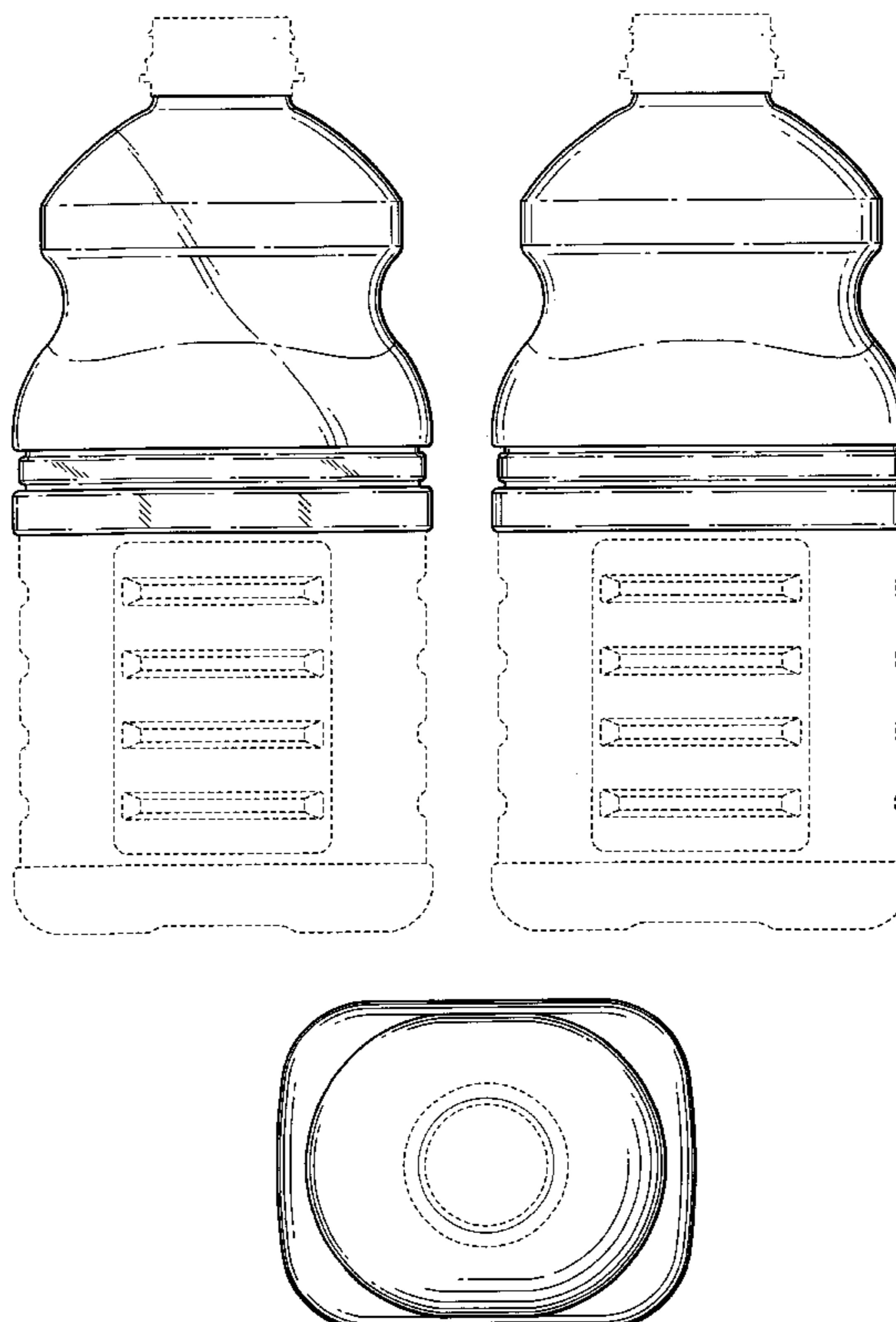
FIG. 4 is a front view of a non-transparent bottle, the rear view being a mirror image;

FIG. 5 is a side view thereof, the opposite side view being a mirror image; and,

FIG. 6 is a top view thereof.

The broken lines are for illustrative purposes only and do not form part of the claimed design.

**1 Claim, 4 Drawing Sheets**



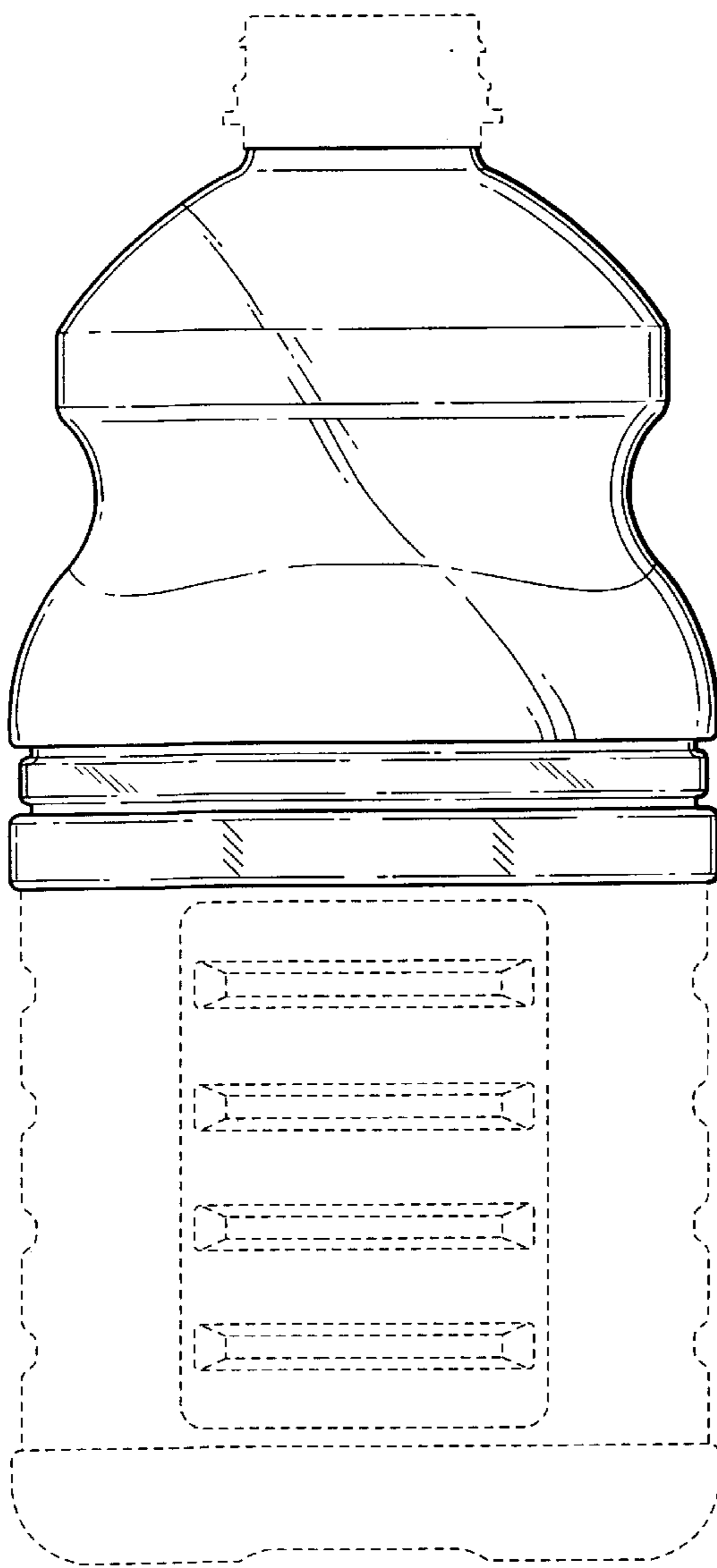


FIG. 1

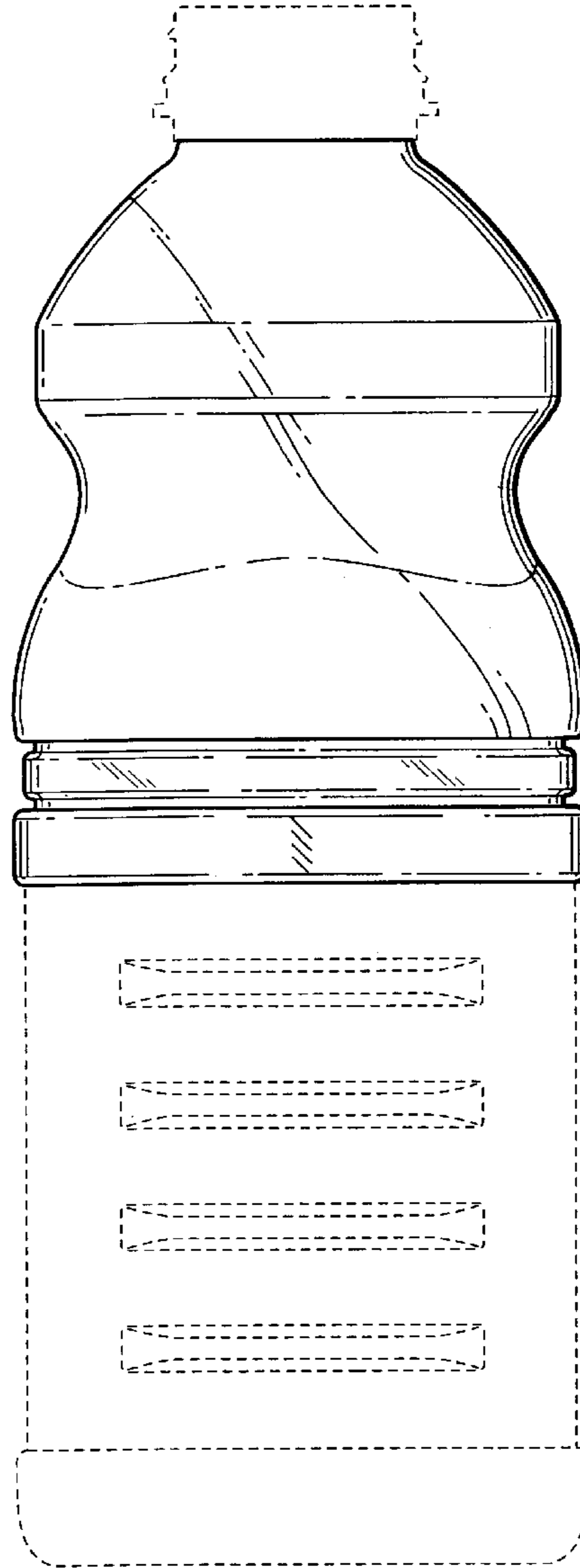


FIG. 2

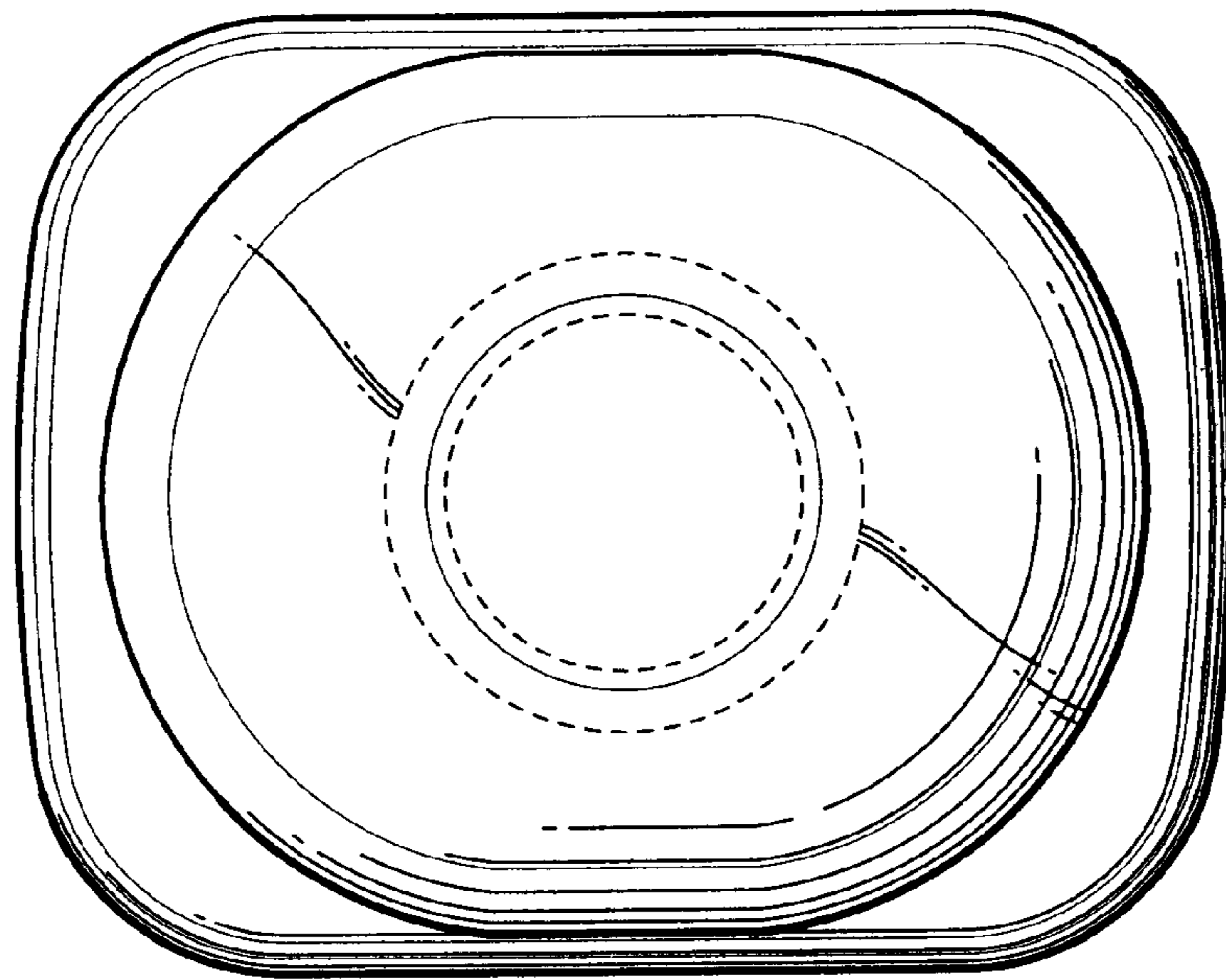


FIG. 3

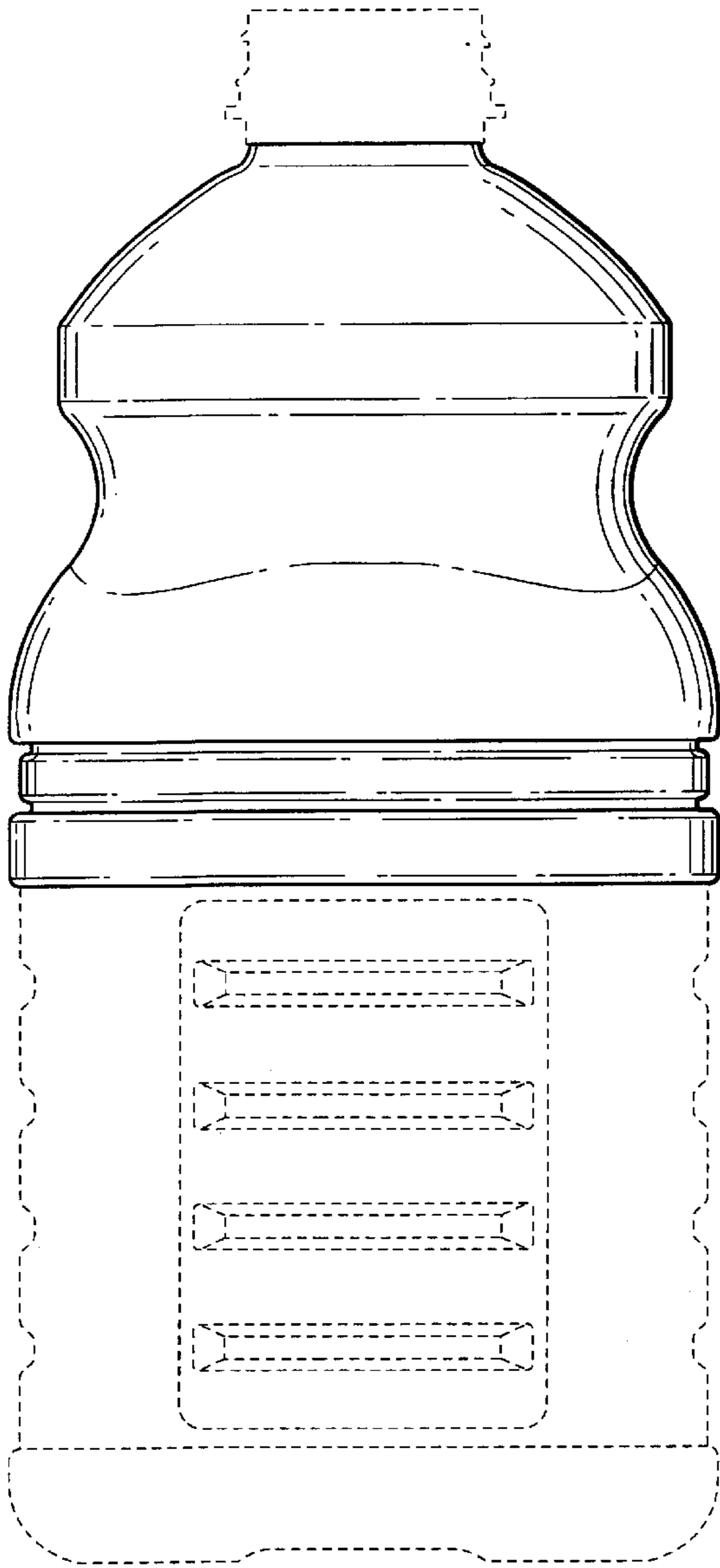


FIG. 4

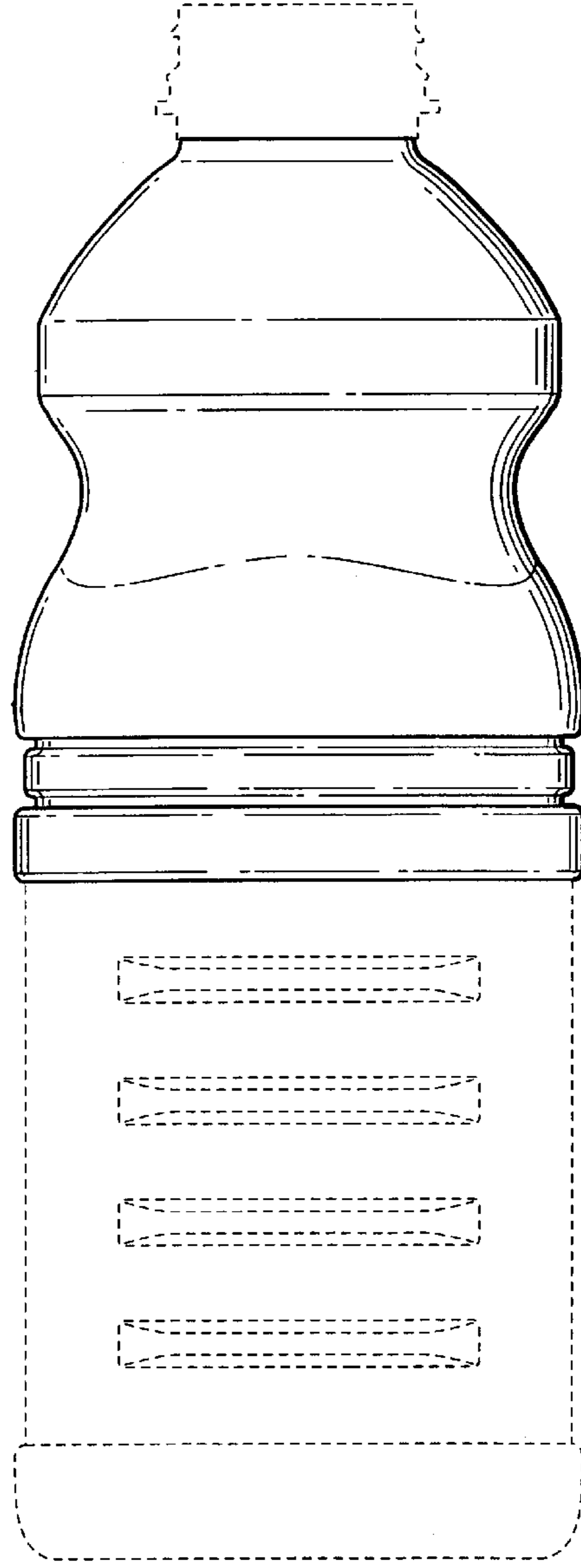


FIG. 5

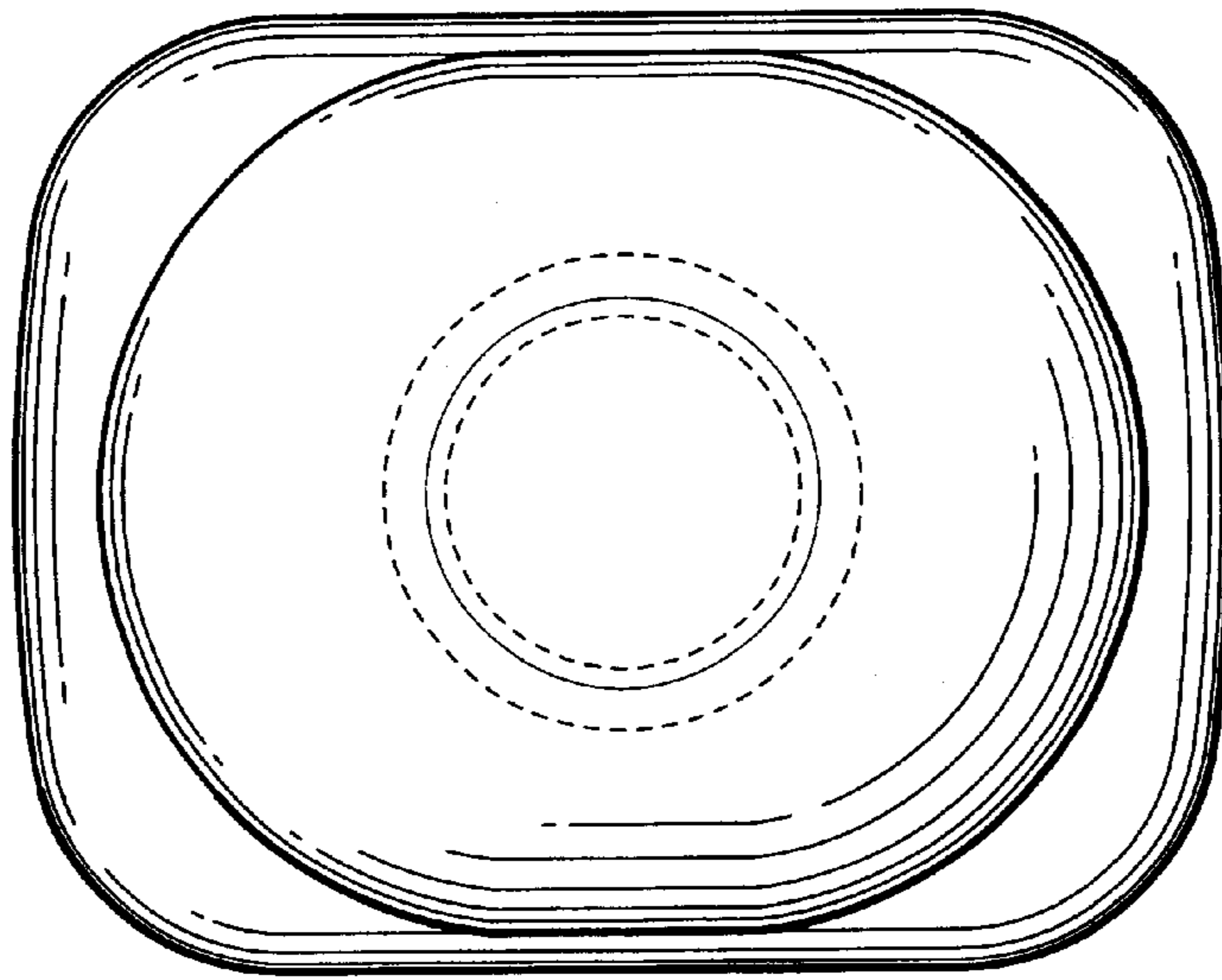


FIG. 6