



US00D528414S

(12) **United States Design Patent**
Palmer

(10) **Patent No.:** **US D528,414 S**

(45) **Date of Patent:** **** Sep. 19, 2006**

(54) **HANDLE FOR CARRYING GROCERY BAGS**

D442,487 S 5/2001 Pruitt et al.
D452,435 S 12/2001 Lichter
D463,279 S 9/2002 Piazza
6,499,781 B1 12/2002 Flynn

(76) Inventor: **Robert Palmer**, 11825 E. 168th St.,
Artesia, CA (US) 90701

(**) Term: **14 Years**

* cited by examiner

(21) Appl. No.: **29/239,781**

Primary Examiner—Robert M. Spear
Assistant Examiner—Susan Bennett Hattan

(22) Filed: **Oct. 4, 2005**

(74) *Attorney, Agent, or Firm*—Quick Patents.com; Kevin Prince

(51) **LOC (8) Cl.** **09-99**

(52) **U.S. Cl.** **D9/434**

(58) **Field of Classification Search** D9/499,
D9/434; D3/318, 276; 294/171, 167, 165,
294/137; 224/925

(57) **CLAIM**

The ornamental design for a handle for carrying grocery bags, as shown and described.

See application file for complete search history.

DESCRIPTION

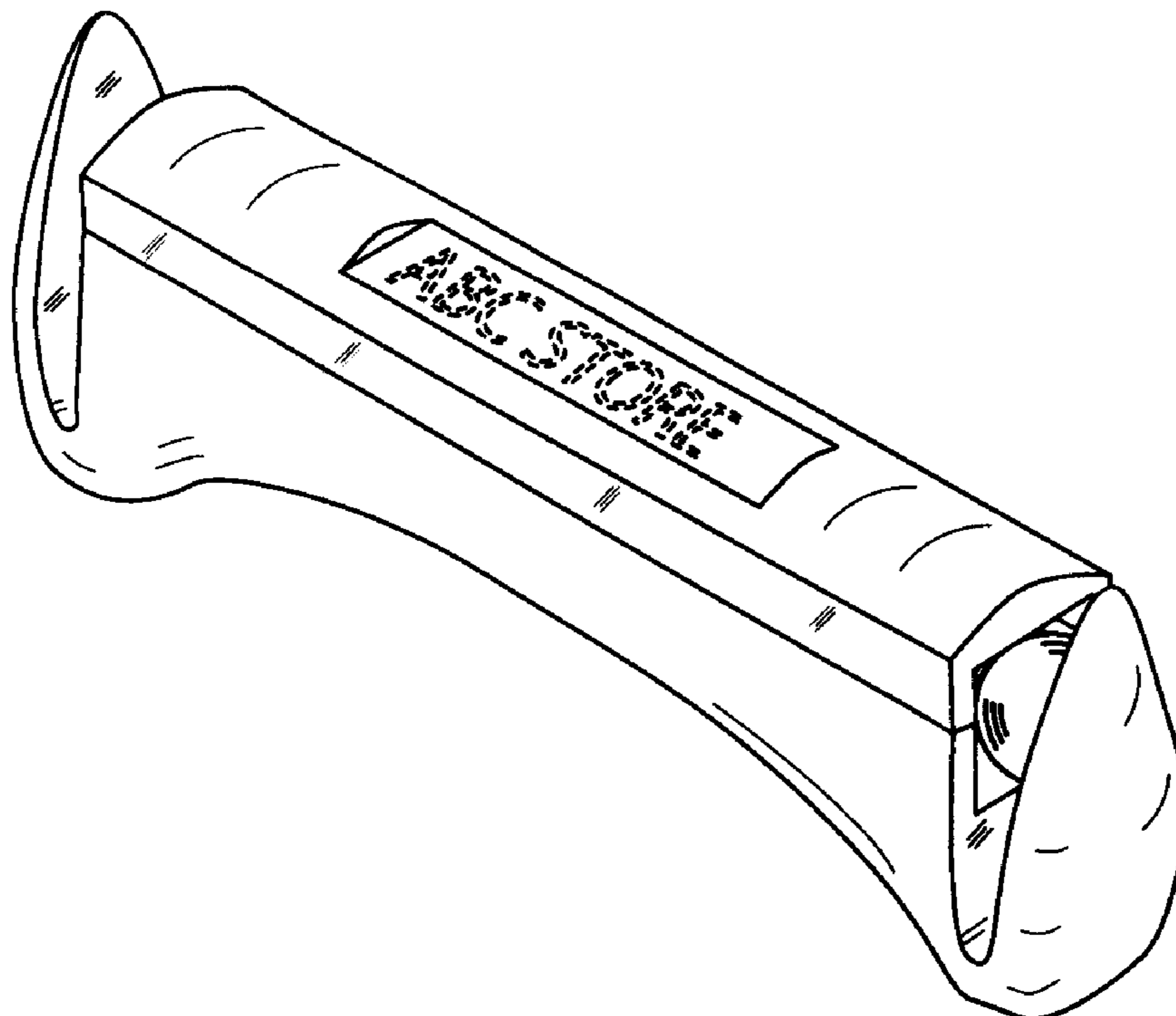
(56) **References Cited**

FIG. 1 is a perspective drawing of the invention, illustrating an optional logo in phantom outline;
FIG. 2 is a left-side elevational view of the invention, the right-side elevational view being a mirror image thereof;
FIG. 3 is a top plan view of the invention, illustrating an optional logo in phantom outline;
FIG. 4 is a front elevational view of the invention, the rear elevational view being a mirror image thereof; and,
FIG. 5 is a bottom plan view of the invention.
The broken lines in the drawings are for illustrative purposes only and form no part of the claimed design.

U.S. PATENT DOCUMENTS

D159,141 S	6/1950	Conrad	
3,306,507 A	* 2/1967	Wilson	294/169
5,368,393 A	* 11/1994	Normann	383/13
5,433,494 A	* 7/1995	Du Buisson	294/165
D361,264 S	8/1995	West	
D364,806 S	* 12/1995	Cole	D9/434
5,667,266 A	9/1997	Giocanti	
D400,101 S	10/1998	Pruitt et al.	
D412,280 S	7/1999	Pruitt et al.	
D413,513 S	9/1999	Pruitt et al.	

1 Claim, 1 Drawing Sheet



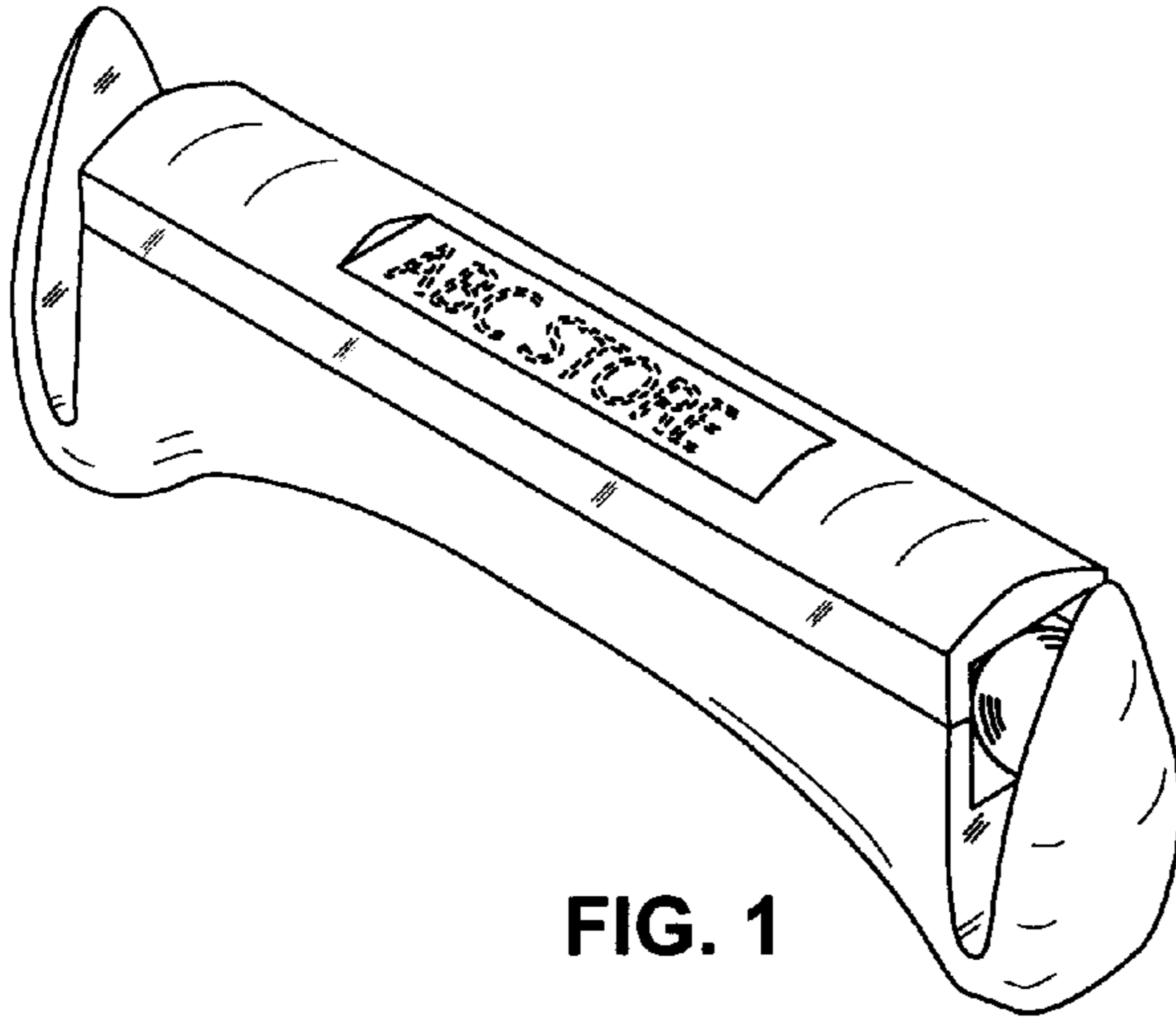


FIG. 1



FIG. 2




FIG. 3

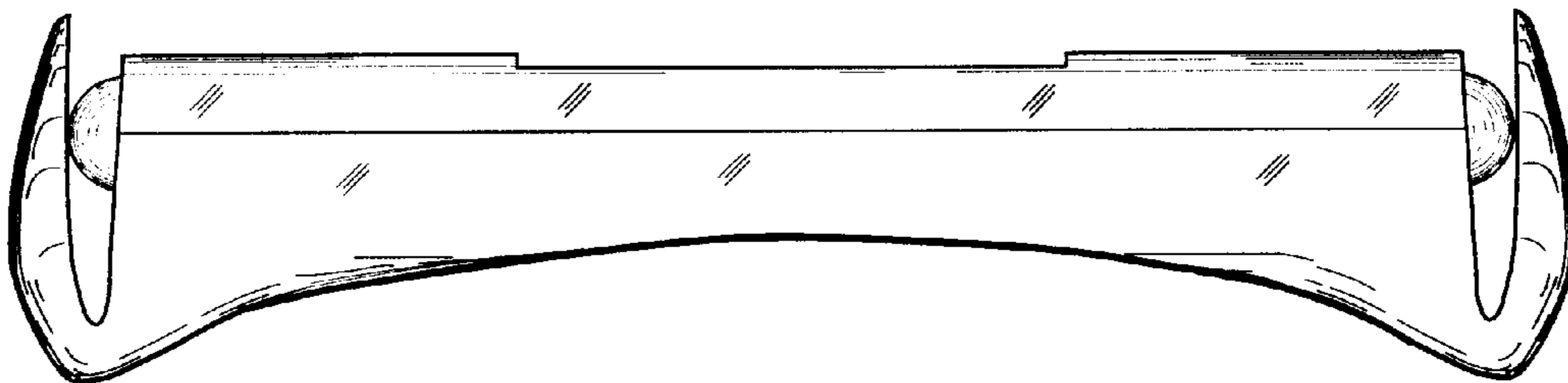


FIG. 4

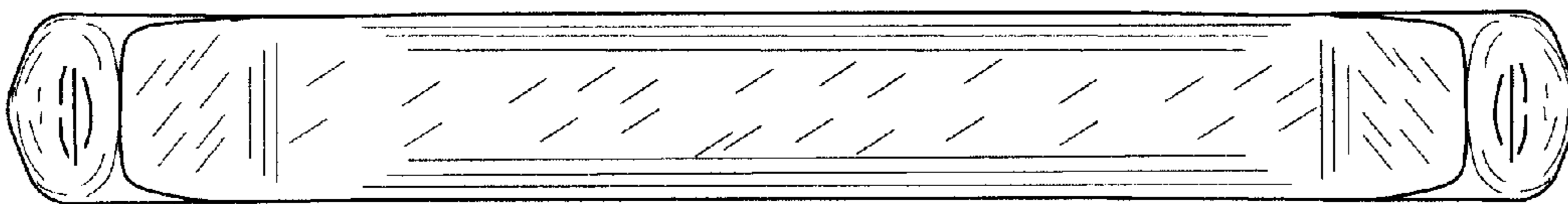


FIG. 5