



US00D528412S

(12) **United States Design Patent**
Snedden et al.

(10) **Patent No.:** **US D528,412 S**

(45) **Date of Patent:** **** Sep. 19, 2006**

(54) **CONTAINER WITH LID**

(75) Inventors: **Craig Snedden**, Culver City, CA (US);
George A. Golota, Glenview, IL (US)

(73) Assignee: **Clear Lam Packaging, Inc.**, Elk Grove
Village, IL (US)

(**) Term: **14 Years**

(21) Appl. No.: **29/233,713**

(22) Filed: **Jul. 8, 2005**

(51) **LOC (8) Cl.** **09-03**

(52) **U.S. Cl.** **D9/432; D9/425; D9/418;**
D9/424; D9/429

(58) **Field of Classification Search** D9/414,
D9/418, 420–425, 428–432, 435, 436; D7/601,
D7/602, 550.1, 629; D3/273, 274; 206/508,
206/216, 541, 457, 557, 822; 426/106, 129,
426/130; 220/213, 783, 789, 790, 796, 797,
220/376, 351, 601, 669, 674, 675; 229/108,
229/114, 116.1, 120.14, 122.27, 186, 406,
229/407, 902–906, 938

See application file for complete search history.

(56) **References Cited**

U.S. PATENT DOCUMENTS

D327,220 S	*	6/1992	Proffitt et al.	D9/423
D336,017 S	*	6/1993	Smith et al.	D7/629
D351,792 S	*	10/1994	Morris, Sr.	D9/425
D354,435 S	*	1/1995	Krupa	D9/423
D354,436 S	*	1/1995	Krupa	D9/423
D416,797 S	*	11/1999	Rabe et al.	D9/431

D439,159 S	*	3/2001	Chen	D9/425
D439,839 S	*	4/2001	Wolf et al.	D9/431
D484,797 S	*	1/2004	Kipperman et al.	D9/424
D493,335 S	*	7/2004	Armato	D7/629
D502,060 S	*	2/2005	Dais et al.	D7/629
D502,869 S	*	3/2005	Clarke	D9/425

* cited by examiner

Primary Examiner—Stella Reid

Assistant Examiner—Mark Goodwin

(74) *Attorney, Agent, or Firm*—Cardinal Law Group

(57) **CLAIM**

The ornamental design for a container with lid, as shown and described.

DESCRIPTION

FIG. 1 is a perspective view of a container with lid, showing our new design;

FIG. 2 is a top view of the lid portion removed from the container on a reduced scale;

FIG. 3 is a side view of the container with lid with all other sides being identical thereto;

FIG. 4 is a bottom view thereof on an enlarged scale;

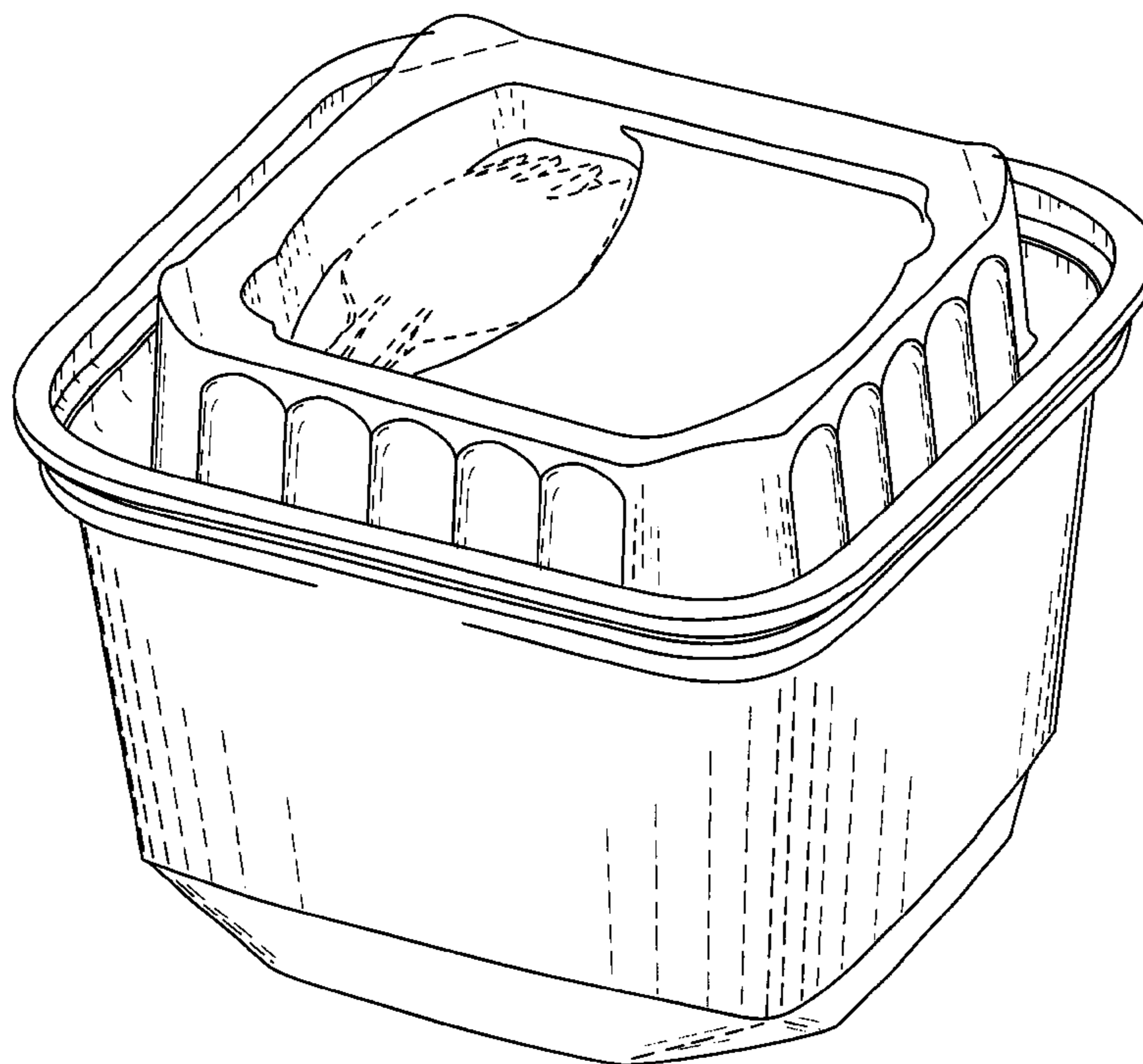
FIG. 5 is a perspective view of the lid on an enlarged scale removed from the container;

FIG. 6 is a side view of the lid in FIG. 5 on an enlarged scale with all other sides being identical thereto; and,

FIG. 7 is a bottom view of the lid in FIG. 5 on an enlarged scale.

The broken line showing of the utensil is for illustrative purposes only, and forms no part of the claimed design.

1 Claim, 4 Drawing Sheets



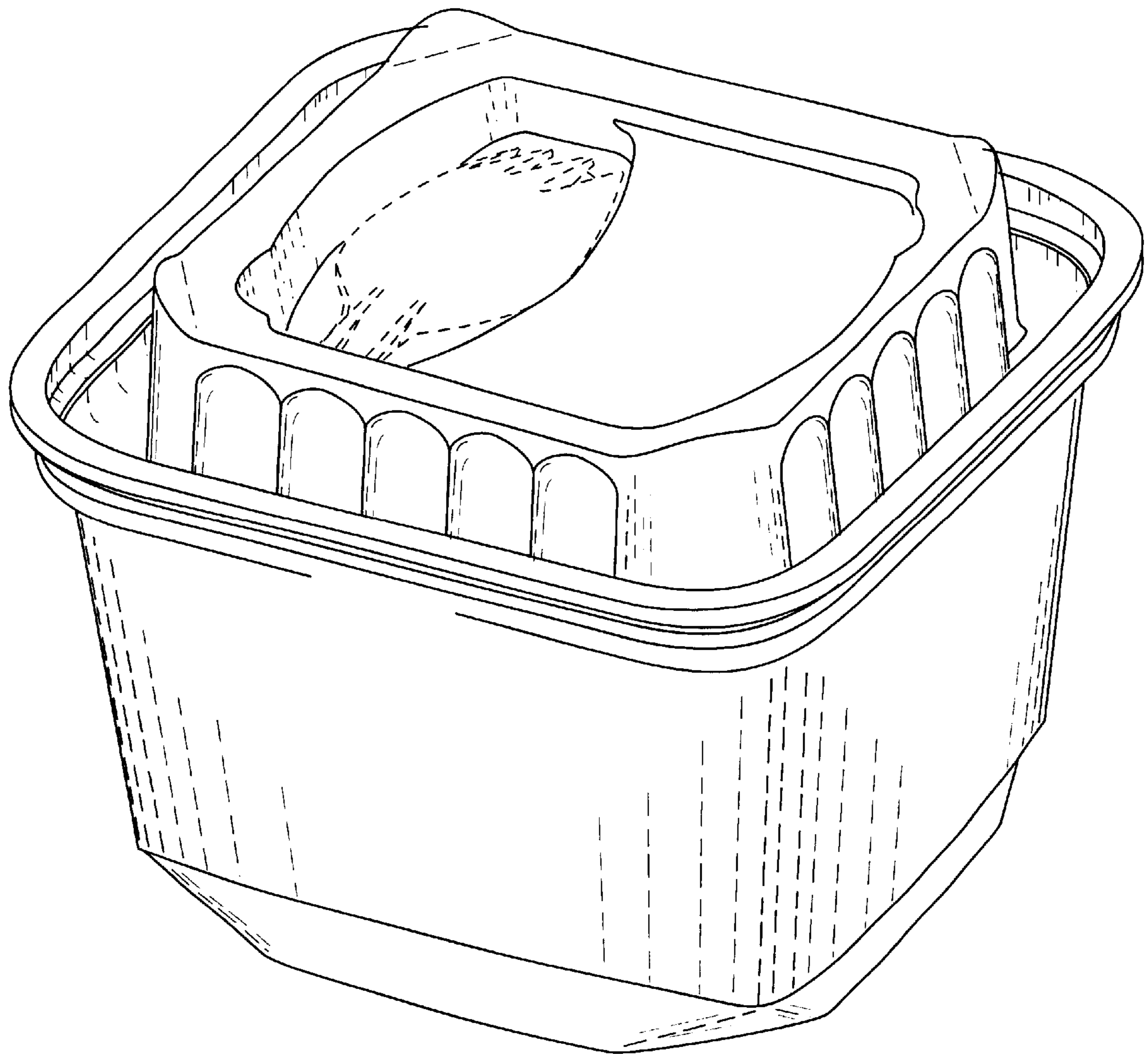


FIG. 1

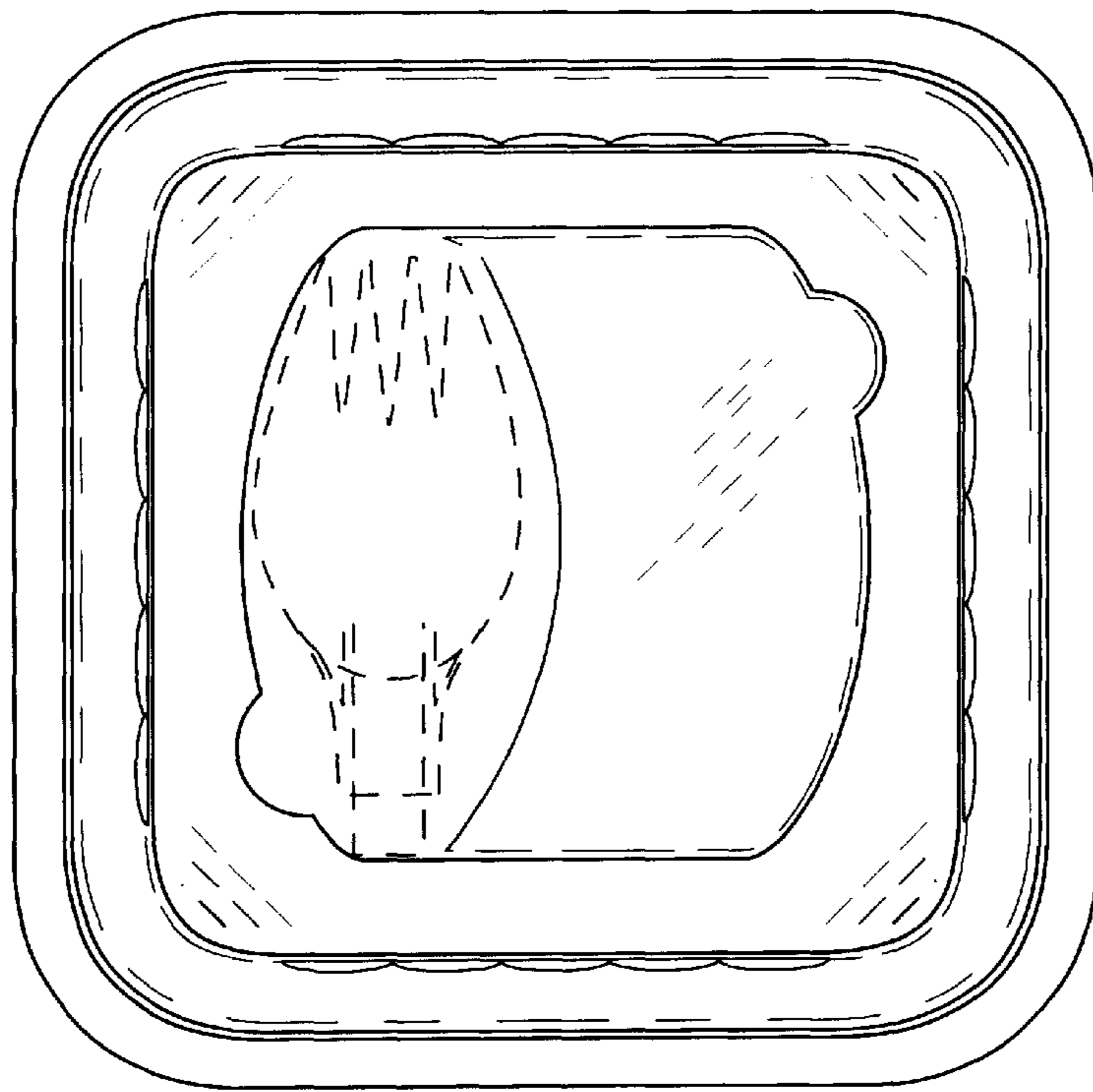


FIG. 2




FIG. 3

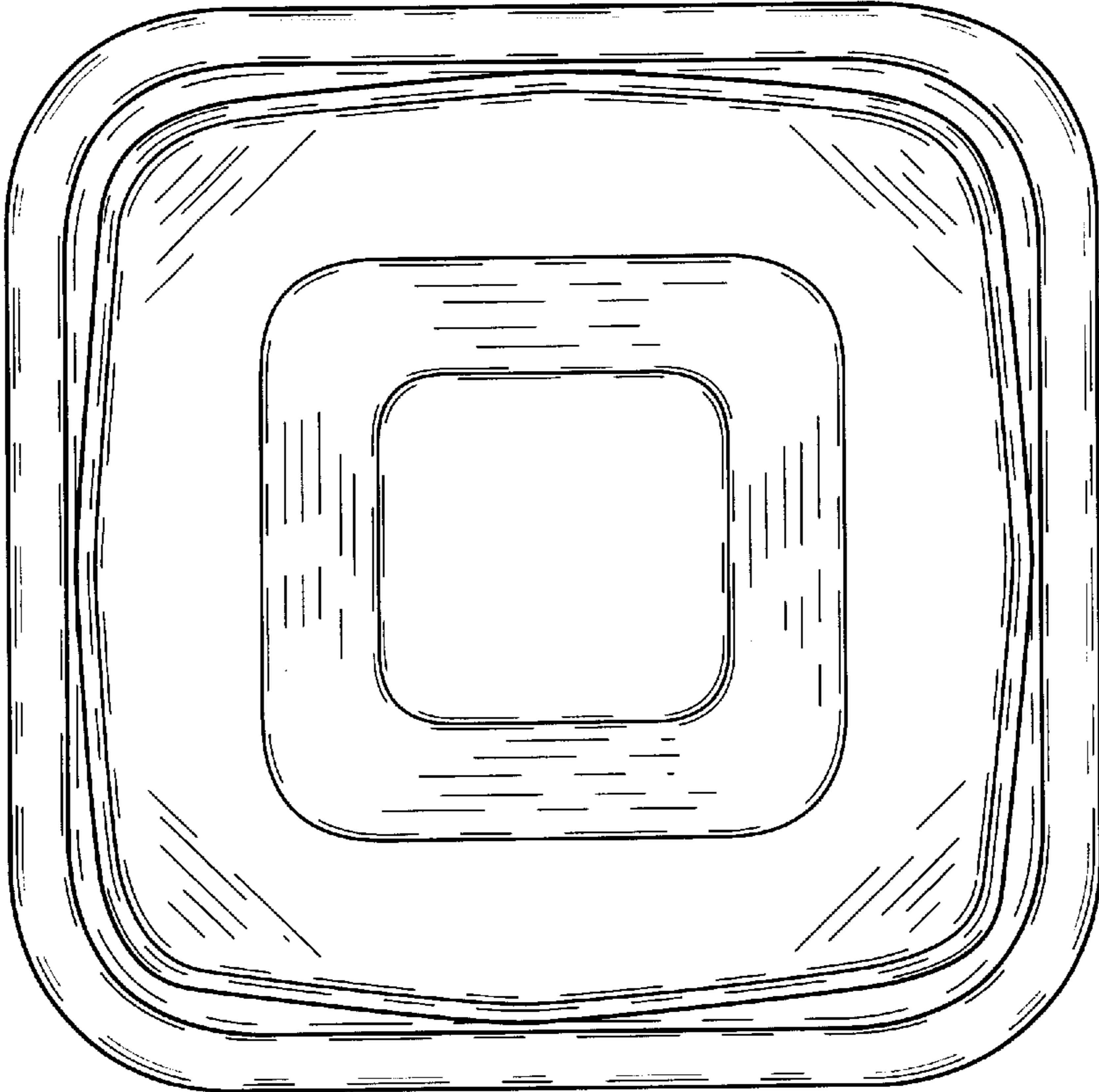


FIG. 4

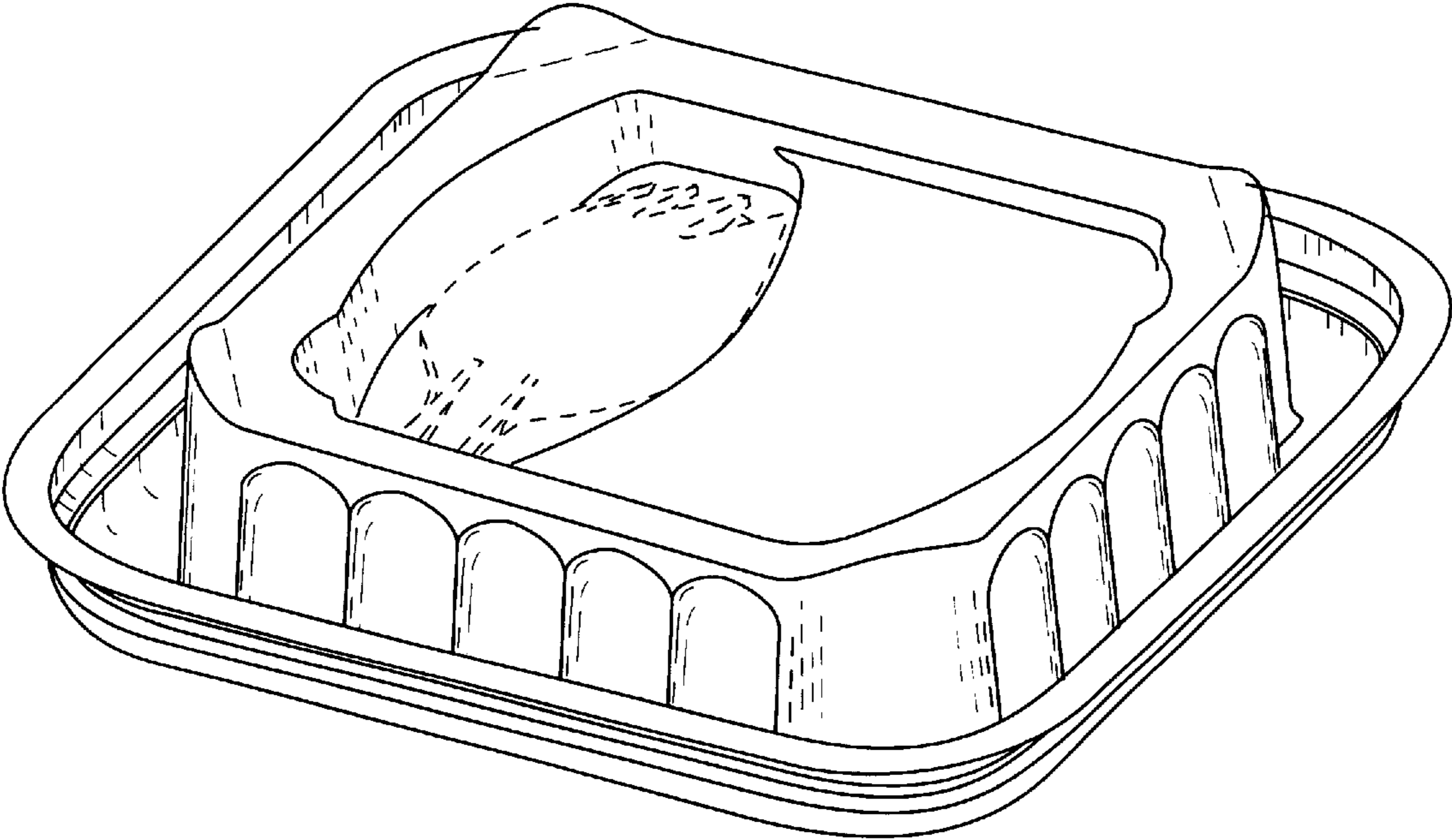


FIG. 5




FIG. 6

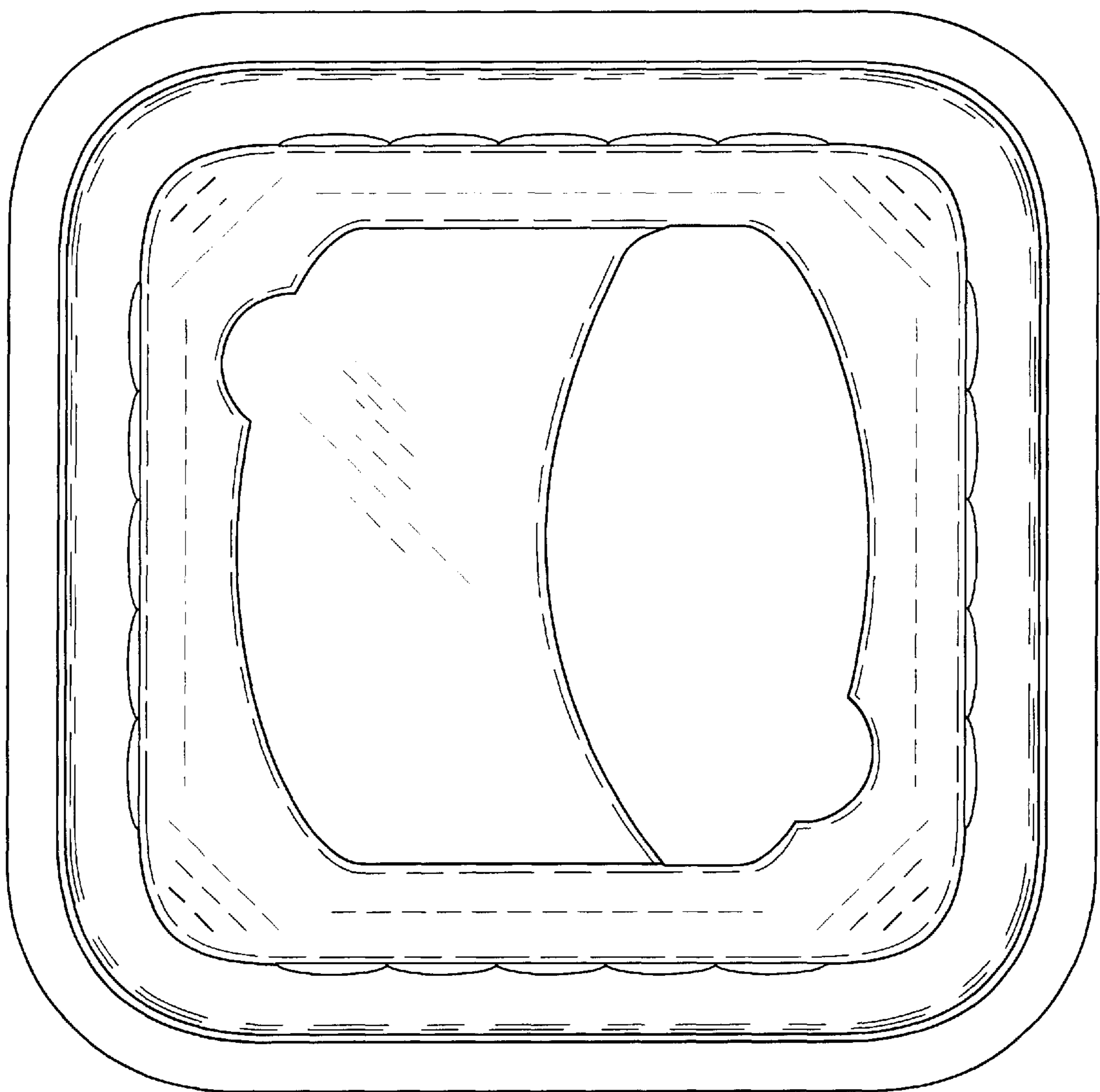


FIG. 7