

US00D528407S

(12) **United States Design Patent**
Schwab

(10) **Patent No.:** **US D528,407 S**

(45) **Date of Patent:** **** *Sep. 19, 2006**

(54) **SNAP DISC ELEMENT**

(76) **Inventor:** **Pierre P. Schwab**, 1768 SE. Clearmont St., Port St. Lucie, FL (US) 34983

(*) **Notice:** This patent is subject to a terminal disclaimer.

(**) **Term:** **14 Years**

(21) **Appl. No.:** **29/175,393**

(22) **Filed:** **Feb. 3, 2003**

(51) **LOC (8) Cl.** **08-08**

(52) **U.S. Cl.** **D8/399**

(58) **Field of Classification Search** D8/382,
D8/387, 397, 398, 399; 411/81, 98, 103,
411/106, 145, 146, 172, 179, 197, 204, 248,
411/337, 338, 368, 371.2, 372.5, 418, 427,
411/429, 430, 431, 432, 436, 437, 500, 511,
411/512, 514, 531, 532, 533, 535, 536, 537,
411/538, 542, 544, 918, 526, 928; 70/229;
301/35.623, 111.01; 267/159

See application file for complete search history.

(56) **References Cited**

U.S. PATENT DOCUMENTS

D32,360 S	*	3/1900	Pierce	D8/399
1,059,420 A	*	4/1913	Worth	411/928
2,275,058 A	*	3/1942	Drawing	411/918
2,713,482 A	*	7/1955	Stapleton	411/544
3,007,726 A	*	11/1961	Parkin	411/918
3,019,887 A	*	2/1962	Lowden	D8/387
3,027,609 A	*	4/1962	Parkin et al.	411/526
3,320,846 A	*	5/1967	Orain	411/918
3,352,344 A	*	11/1967	Lanius, Jr.	411/145
D230,469 S	*	2/1974	Reynolds	D8/399
3,796,124 A	*	3/1974	Crosa	411/918
D278,883 S	*	5/1985	Friberg	D8/399

4,775,273 A	*	10/1988	Bauer	411/517
4,822,959 A		4/1989	Schwab		
4,865,500 A	*	9/1989	Duran et al.	411/103
D327,111 S	*	6/1992	Hemming	D8/399
5,163,797 A	*	11/1992	Patti	411/918
5,195,860 A	*	3/1993	Steyn	411/918
5,269,499 A	*	12/1993	Schwab	267/159
5,496,142 A	*	3/1996	Fodor et al.	411/544
5,549,431 A	*	8/1996	Royle	411/418
6,276,833 B1	*	8/2001	Chen	411/526
D460,685 S	*	7/2002	Liao	D8/399
6,600,632 B1	*	7/2003	Prochazka et al.	411/544
D481,299 S	*	10/2003	Fujioka	D8/382
6,705,813 B1	*	3/2004	Schwab	411/526
6,905,323 B1	*	6/2005	Keller	425/112
2003/0147723 A1	*	8/2003	Schwab	411/526

OTHER PUBLICATIONS

Washers, The Fasteners Book Issue, p. 110, Mar. 21, 1963.*
Spring washers, p. 6, Sweet's 1969 Fastening File,
Shakeproof brochure, FAS/Sha.*

* cited by examiner

Primary Examiner—Gary D. Watson

Assistant Examiner—T. Chase Nelson

(74) *Attorney, Agent, or Firm*—Robert J. Harter

(57) **CLAIM**

I claim the ornamental design for a snap disc element, as shown.

DESCRIPTION

FIG. 1 is a top view of the snap disc element.
FIG. 2 is a front view of FIG. 1.
FIG. 3 is a right side view of FIG. 1.
FIG. 4 is a left side view of FIG. 1.
FIG. 5 is a rear view of FIG. 1; and,
FIG. 6 is a bottom view of FIG. 1.

1 Claim, 1 Drawing Sheet




FIG. 5



FIG. 4



FIG. 1




FIG. 3



FIG. 2

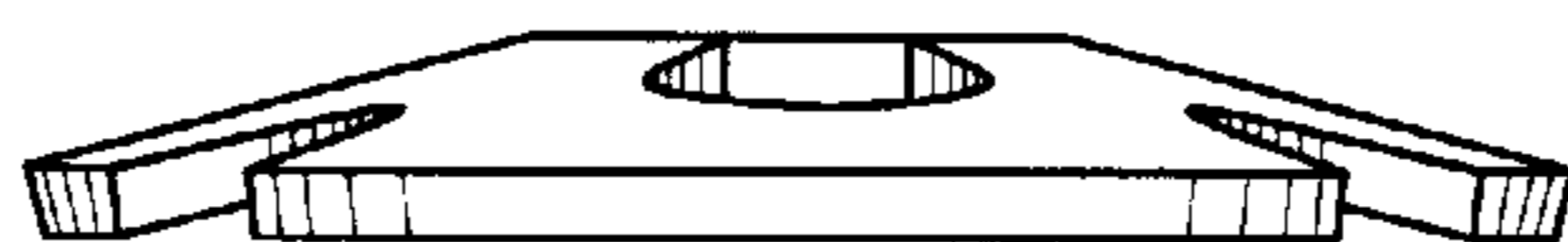


FIG. 6

