



US00D528404S

(12) **United States Design Patent**
Spira

(10) **Patent No.:** **US D528,404 S**

(45) **Date of Patent:** **** Sep. 19, 2006**

(54) **JEWELLED FRAME FOR A DIMMER**

(75) Inventor: **Joel S. Spira**, Coopersburg, PA (US)

(73) Assignee: **Lutron Electronics Co., Inc.**,
Coopersburg, PA (US)

(**) Term: **14 Years**

(21) Appl. No.: **29/214,819**

(22) Filed: **Oct. 8, 2004**

(51) **LOC (8) Cl.** **11-05**

(52) **U.S. Cl.** **D8/353**

(58) **Field of Classification Search** D8/350-353;
D13/156, 177, 152, 154, 158, 173, 169, 171,
D13/139.1-139.8; D14/159; D25/60; 379/167;
439/536; 177/66, 67; 220/241, 242, 3.7, 3.8;
174/55

See application file for complete search history.

(56) **References Cited**

U.S. PATENT DOCUMENTS

D60,383 S * 2/1922 Steeple D8/353

2,824,662 A * 2/1958 Cole 220/477
D400,186 S * 10/1998 Jones D13/177
6,281,440 B1 * 8/2001 Baldwin et al. 174/66
D461,113 S * 8/2002 Aubert Capella D8/353
D465,144 S * 11/2002 Lai D8/353

* cited by examiner

Primary Examiner—Stella Reid

Assistant Examiner—Mark Goodwin

(74) *Attorney, Agent, or Firm*—Drinker Biddle & Reath
LLP

(57) **CLAIM**

The ornamental design for a jeweled frame for a dimmer, as shown and described.

DESCRIPTION


FIG. 1 is a perspective view of a jeweled frame for a dimmer showing my new design.

FIG. 2 is a front view thereof; and,

FIG. 3 is a left side view thereof, the right side, top and bottom views being identical to the left side view.

The rear view forms no part of the design and is omitted.

1 Claim, 3 Drawing Sheets






FIG. 1




FIG. 2




FIG. 3