

US00D528395S

(12) **United States Design Patent**
Schluter

(10) **Patent No.:** **US D528,395 S**

(45) **Date of Patent:** **** Sep. 19, 2006**

(54) **DRIVER BIT**

(76) Inventor: **Robert Schluter**, 23 North Rd.,
Kinnelton, NJ (US) 07405

(**) Term: **14 Years**

(21) Appl. No.: **29/241,870**

(22) Filed: **Nov. 1, 2005**

Related U.S. Application Data

(62) Division of application No. 29/201,779, filed on Mar. 19,
2004, now Pat. No. Des. 513,162.

(51) **LOC (8) Cl.** **08-04**

(52) **U.S. Cl.** **D8/86**

(58) **Field of Classification Search** D8/82,
D8/83, 84, 85, 86, 87; 81/177.2, 177.85,
81/177.21, 436, 437, 438, 439, 440, 442,
81/448, 443; 411/403, 404

See application file for complete search history.

(56) **References Cited**

U.S. PATENT DOCUMENTS

2,169,460 A	8/1939	Broughton
2,851,295 A	9/1958	Chaffee
4,242,932 A	1/1981	Barmore
4,266,453 A	5/1981	Farley
4,890,521 A	1/1990	Bien

(Continued)

FOREIGN PATENT DOCUMENTS

EP	0 330 349 B1	8/1989
EP	0 570 040 A1	11/1993

OTHER PUBLICATIONS

Taiwan Hand Tools Buyer's Guide 2001; pp. 3;
www.handtoolsb2b.com.

Textron Fastening Systems dated Mar. 3, 2004—Reduce
In-place Costs with the TORX PLUS Drive System—
www.textronfasteningsystems.com/products/torxplus/tp_benefits.html, 3 pages.

Textron Fastening Systems—Camcar Textron—Torx Plus
Drive System—www.camcar.textron.com/torxplus, 1 page
(undated).

Textron Fastening Systems Torx Plus Drive System—Fas-
tening Solutions, 15 pages.

Camcar Textron Torx plus—Internal Tamper Resistant
Screwdriver (Sheet 2)—p. No. NID-605—dated Feb. 13,
2002, 1 page.

Camcar Textron Torx plus—Tamper Resistant Key (Sheet
2)—p. NID-603—dated Feb. 13, 2002, 1 page.

Camcar Textron Torx plus—Internal Tamper Resistant Torx
Plus Drive Bit (sheet 2)—p. NID-602—dated Feb. 13, 2002,
1 page.

Camcar Textron Torx plus—Internal Tamper Resistant Torx
Plus Drive Bit Sheet 1)—p. NID-602—dated May 24, 2002,
1 page.

Camcar Textron Torx plus—Tamper Resistant Torx Plus
with Autosert® Feature Head Standards—p. NIH-30.3—
dated Oct. 1999, 1 page.

Camcar Textron Torx plus—Tamper Resistant Head Stan-
dards (Sheet 2 of 2)—p. NIH-30.2—dated Sep. 19, 2002, 1
page.

Primary Examiner—Philip S. Hyder

(74) *Attorney, Agent, or Firm*—Drinker Biddle & Reath,
LLP

(57) **CLAIM**

The ornamental design for a driver bit, as shown and
described.

DESCRIPTION

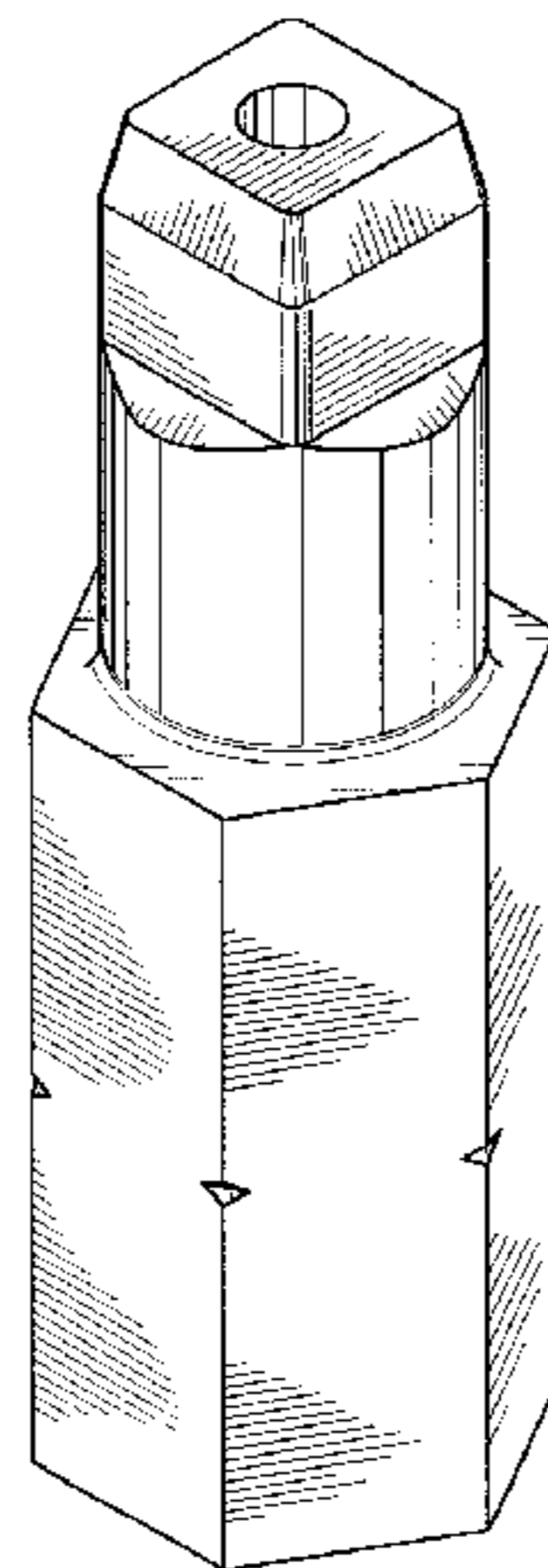
FIG. 1 is an isometric view of a driver bit showing my new
design.

FIG. 2 is a front elevation view of the driver bit of FIG. 1,
the rear elevation view being identical.

FIG. 3 is a right side elevation view of the driver bit of FIG.
1, the left side elevation view being identical.

FIG. 4 is a top end view of the driver bit of FIG. 1; and,
FIG. 5 is a bottom end view of the driver bit of FIG. 1.

1 Claim, 3 Drawing Sheets



US D528,395 S

Page 2

U.S. PATENT DOCUMENTS

4,924,736 A	5/1990	Bonner	5,461,952 A	10/1995	Goss
5,168,782 A	12/1992	Cromwell	5,485,769 A	1/1996	Olson et al.
D345,145 S	3/1994	Fogg et al.	5,595,099 A	1/1997	Pusateri
5,291,811 A	3/1994	Goss	6,186,718 B1	2/2001	Fogard
5,378,101 A	1/1995	Olson et al.	6,302,632 B1	10/2001	Lin
			6,601,476 B1	8/2003	Hu

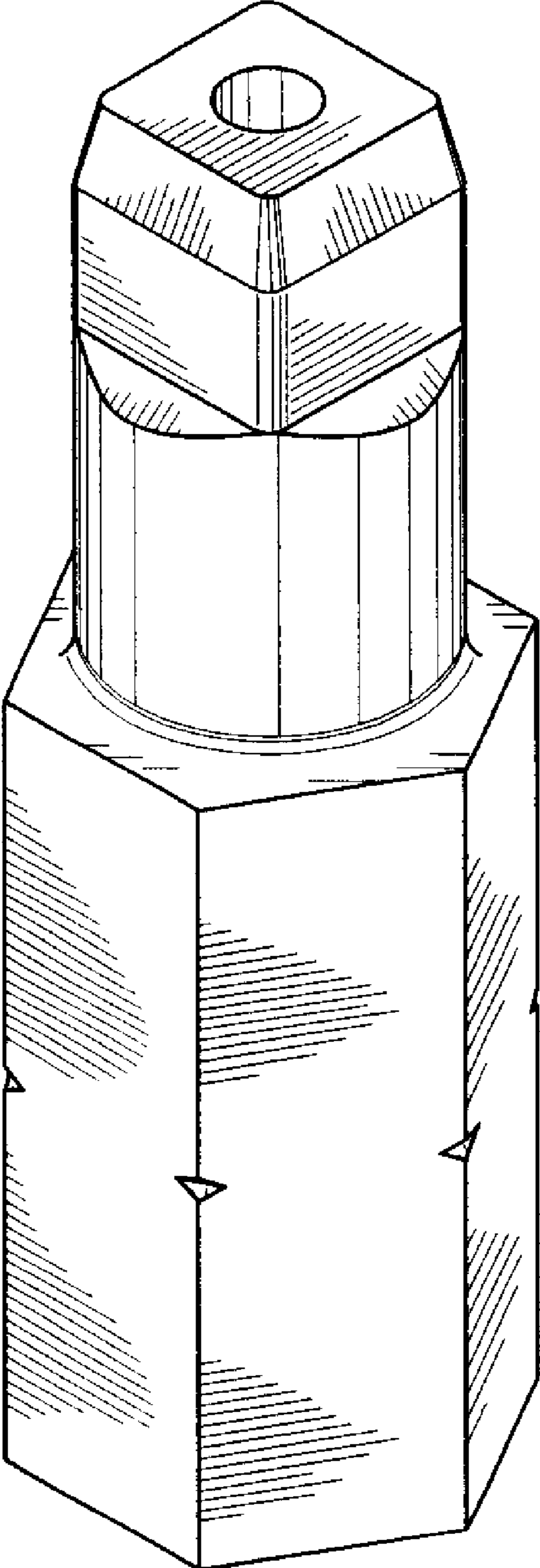


FIG. 1




FIG. 2




FIG. 3

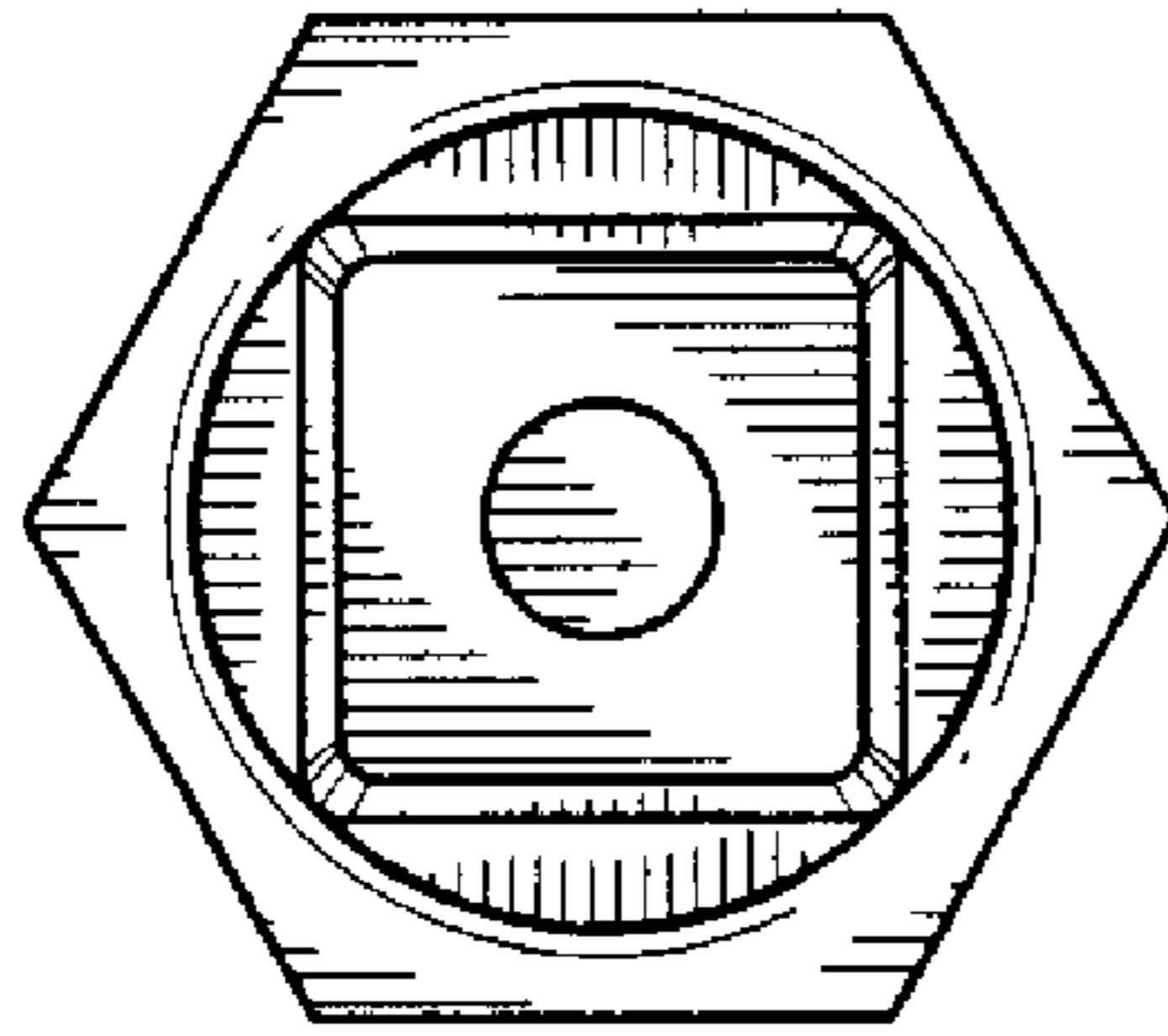


FIG. 4

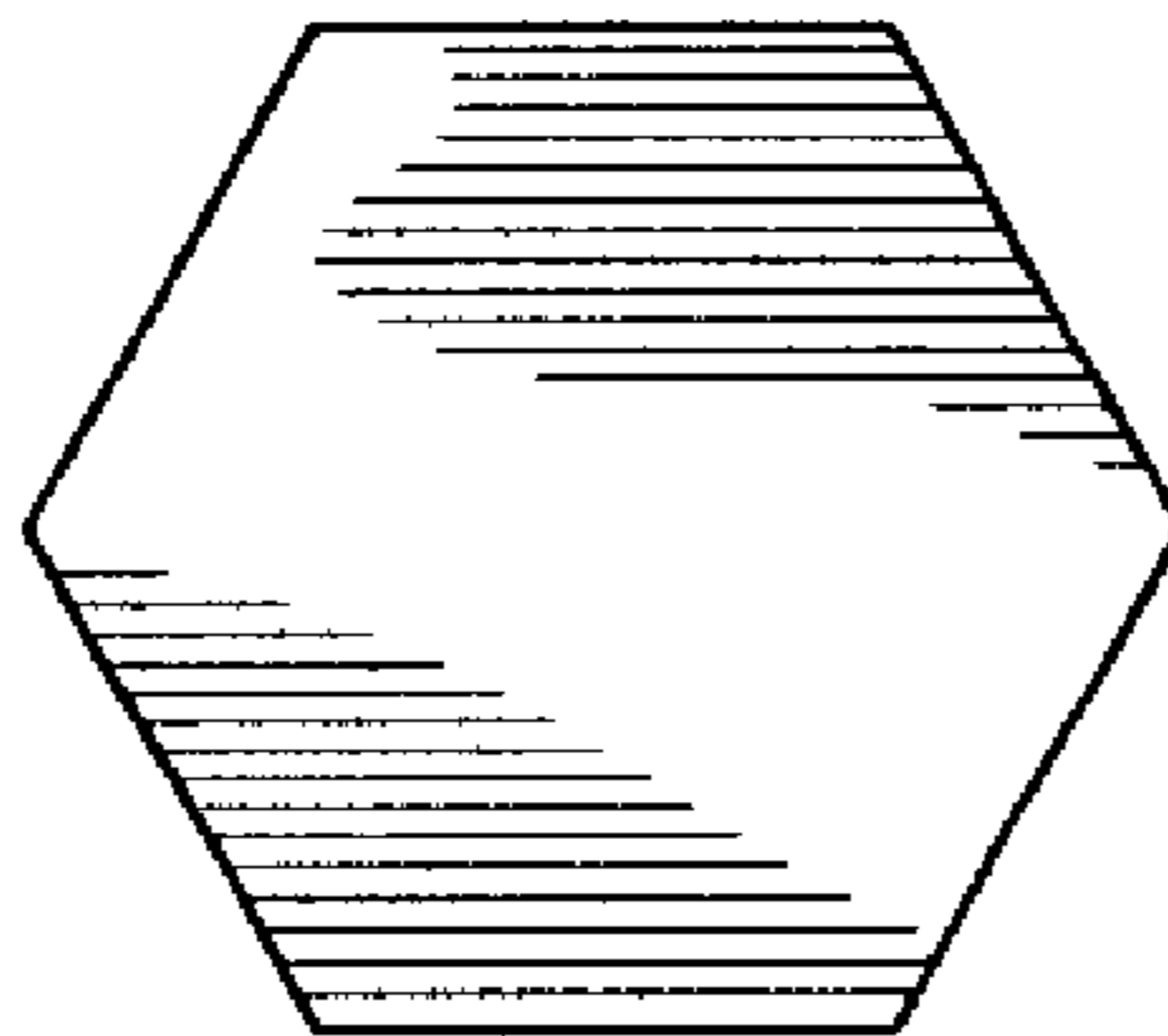


FIG. 5