

US00D528394S

(12) **United States Design Patent**
Lothe

(10) **Patent No.:** **US D528,394 S**

(45) **Date of Patent:** **** Sep. 19, 2006**

(54) **WILDERNESS TOOL**

(75) Inventor: **Arlan D. Lothe**, Adams, WI (US)

(73) Assignee: **Implementos Agricolas
Centroamericanos, S.A. de C.V.**, Santa
Ana (SV)

(**) Term: **14 Years**

(21) Appl. No.: **29/228,611**

(22) Filed: **Apr. 26, 2005**

(51) **LOC (8) Cl.** **08-02**

(52) **U.S. Cl.** **D8/76; D8/12**

(58) **Field of Classification Search** D8/75,
D8/76, 77, 78, 81, 98, 99; D22/117, 118;
30/308.1, 308.2

See application file for complete search history.

(56) **References Cited**

U.S. PATENT DOCUMENTS

2,717,442 A * 9/1955 Smith 30/151
D278,967 S * 5/1985 Hewitt D8/76
D301,969 S * 7/1989 Giordano D8/76

D318,896 S * 8/1991 Crain D22/117
D322,019 S * 12/1991 Cox D8/76
D354,212 S * 1/1995 Ronholm et al. D8/76
D370,398 S * 6/1996 Juranitch D8/76
D382,187 S * 8/1997 Hibben D8/76

* cited by examiner

Primary Examiner—Philip S. Hyder

(74) *Attorney, Agent, or Firm*—DeWitt Ross & Stevens
S.C.; Charles S. Sara

(57) **CLAIM**

The ornamental design for a wilderness tool, as shown and
described.

DESCRIPTION

FIG. 1 is a right side elevational view of a wilderness tool
showing my new design;

FIG. 2 is a left side elevational view thereof;

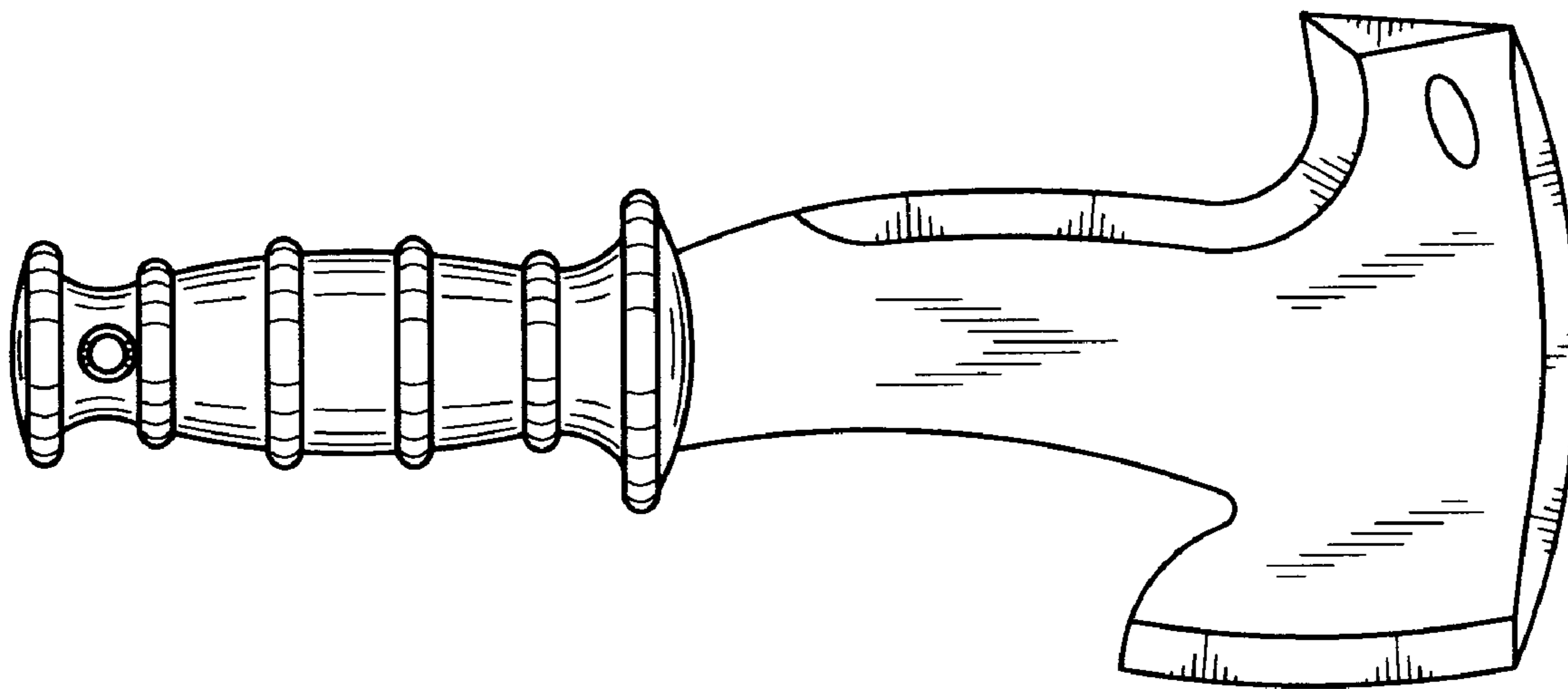
FIG. 3 is a front elevational view thereof;

FIG. 4 is a rear elevational view thereof;

FIG. 5 is a bottom plan view thereof; and,

FIG. 6 is a top plan view thereof.

1 Claim, 2 Drawing Sheets



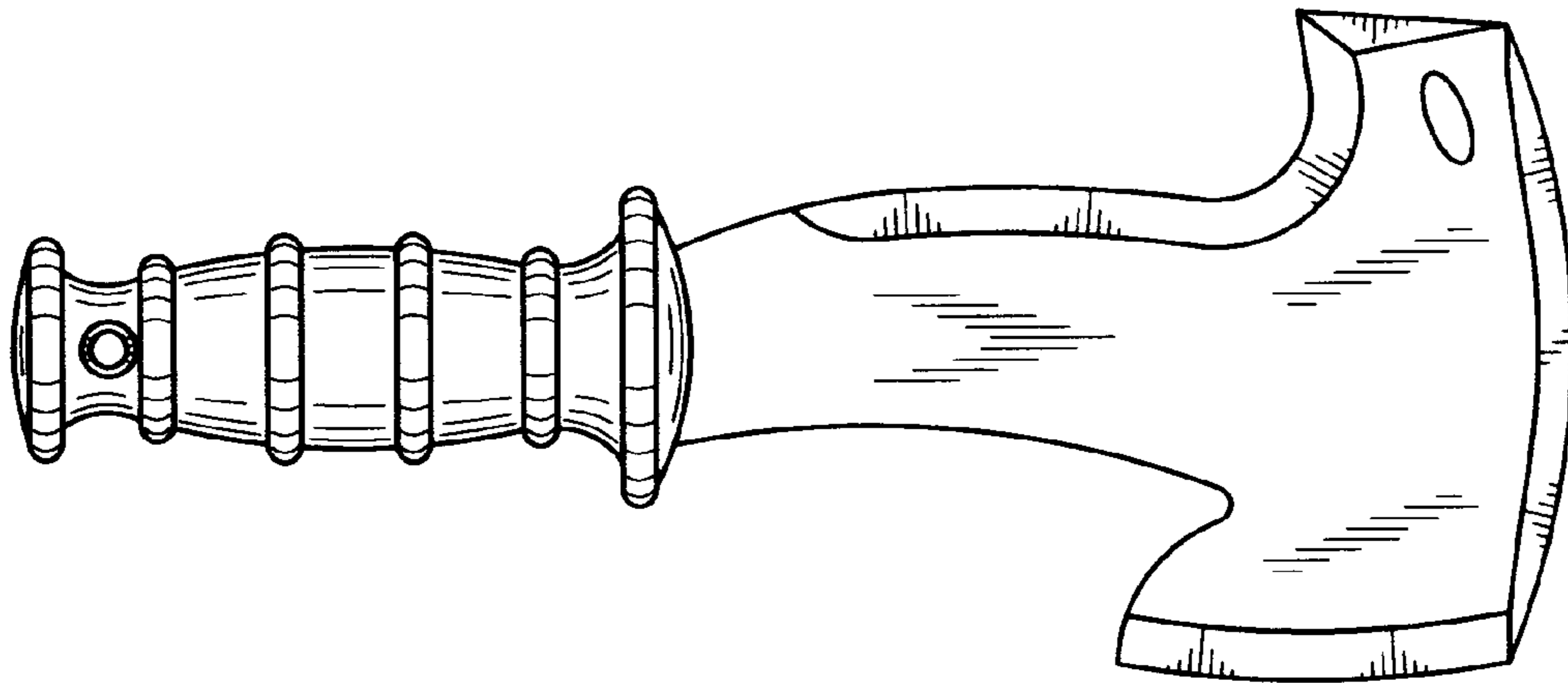


FIG. 1

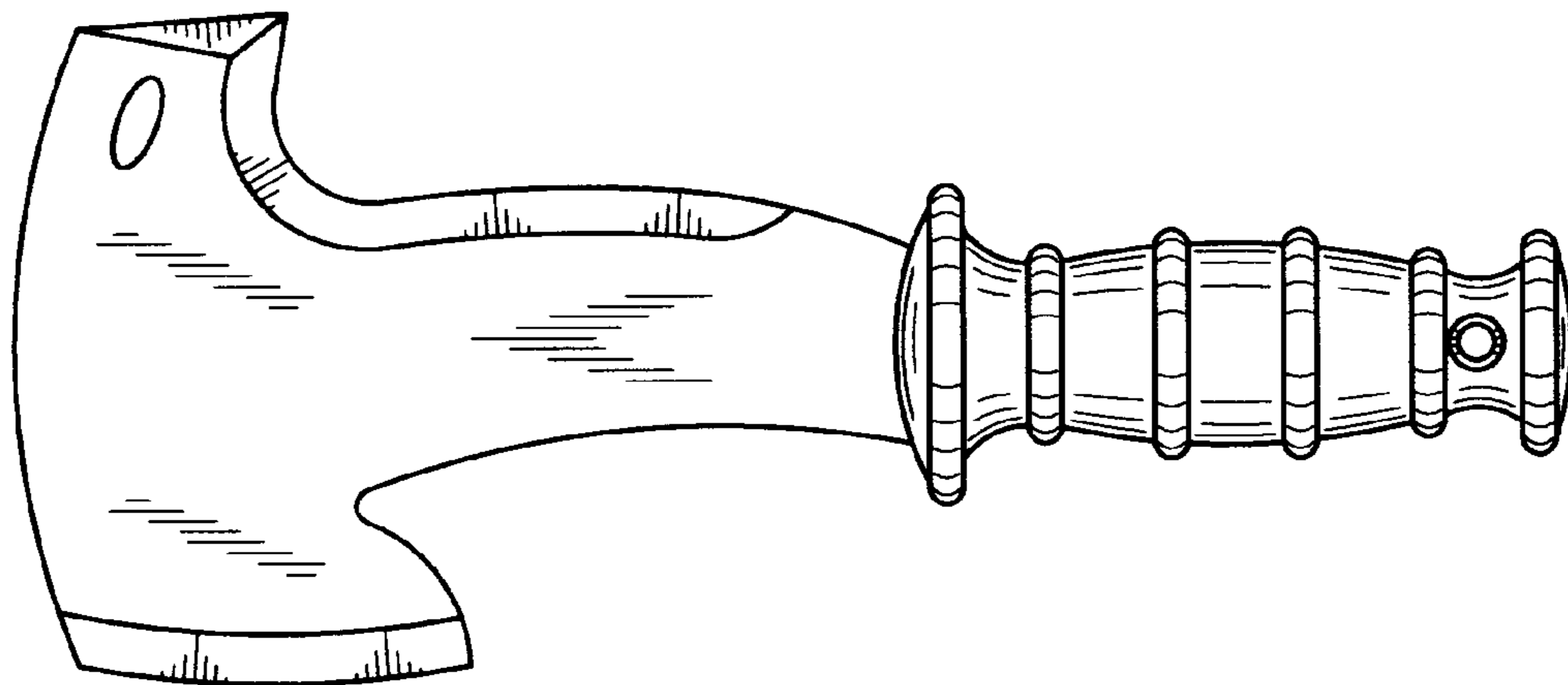


FIG. 2



FIG. 3



FIG. 4



FIG. 5



FIG. 6