



US00D528367S

(12) **United States Design Patent**  
**McFarlin**

(10) **Patent No.:** **US D528,367 S**

(45) **Date of Patent:** **\*\* Sep. 19, 2006**

(54) **BOTTLE HOLDER AND ACCESSORY SET**

*Primary Examiner*—Terry A. Wallace

(76) **Inventor:** **James Anthony McFarlin**, 4223  
Glencoe Ave. B-121, Marina del Rey,  
CA (US) 90292

(57) **CLAIM**

The ornamental design for a bottle holder and accessory set,  
as shown and described.

(\*\*) **Term:** **14 Years**

**DESCRIPTION**

(21) **Appl. No.:** **29/222,480**

FIG. 1 is a top, front, right side perspective view of a bottle holder and accessory set showing my new design.

(22) **Filed:** **Feb. 1, 2005**

FIG. 2 is a top, rear, right side perspective view of my design shown in FIG. 1.

(51) **LOC (8) Cl.** ..... **07-01**

(52) **U.S. Cl.** ..... **D7/601; D7/619.2; D7/625**

FIG. 3 is a front elevational view of my design shown in FIG. 1.

(58) **Field of Classification Search** ..... D7/604,  
D7/606, 619.1–625, 628, 702, 300, 301, 506;  
D8/33, 42; D9/439; 220/737, 739, 902, 903  
See application file for complete search history.

FIG. 4 is a right side elevational view of my design shown in FIG. 1.

(56) **References Cited**

**U.S. PATENT DOCUMENTS**

D265,043 S	*	6/1982	Wei	.....	D7/606
D420,589 S	*	2/2000	Baxter	.....	D9/439
D435,190 S	*	12/2000	Kotowski	.....	D7/302
D451,272 S	*	12/2001	McFarlin	.....	D3/202
D454,038 S	*	3/2002	Kao	.....	D8/42
D455,622 S	*	4/2002	Tse	.....	D8/42
D475,261 S	*	6/2003	Lee	.....	D8/36
D477,753 S	*	7/2003	McFarlin	.....	D7/623

FIG. 5 is a rear elevational view of my design shown in FIG. 1.

FIG. 6 is a left side elevational view of my design shown in FIG. 1.

FIG. 7 is a top plan view of my design shown in FIG. 1.

FIG. 8 is an exploded view of top, front, left side perspective view of my design shown in FIG. 1; and,

FIG. 9 is an exploded view of my design shown in FIG. 2.

The bottom is flat and unornamented. The broken lines in FIGS. 8 and 9 are for the purpose of illustrating the relationship among the various parts and form no part of the claimed design.

\* cited by examiner

**1 Claim, 9 Drawing Sheets**






FIG. 1

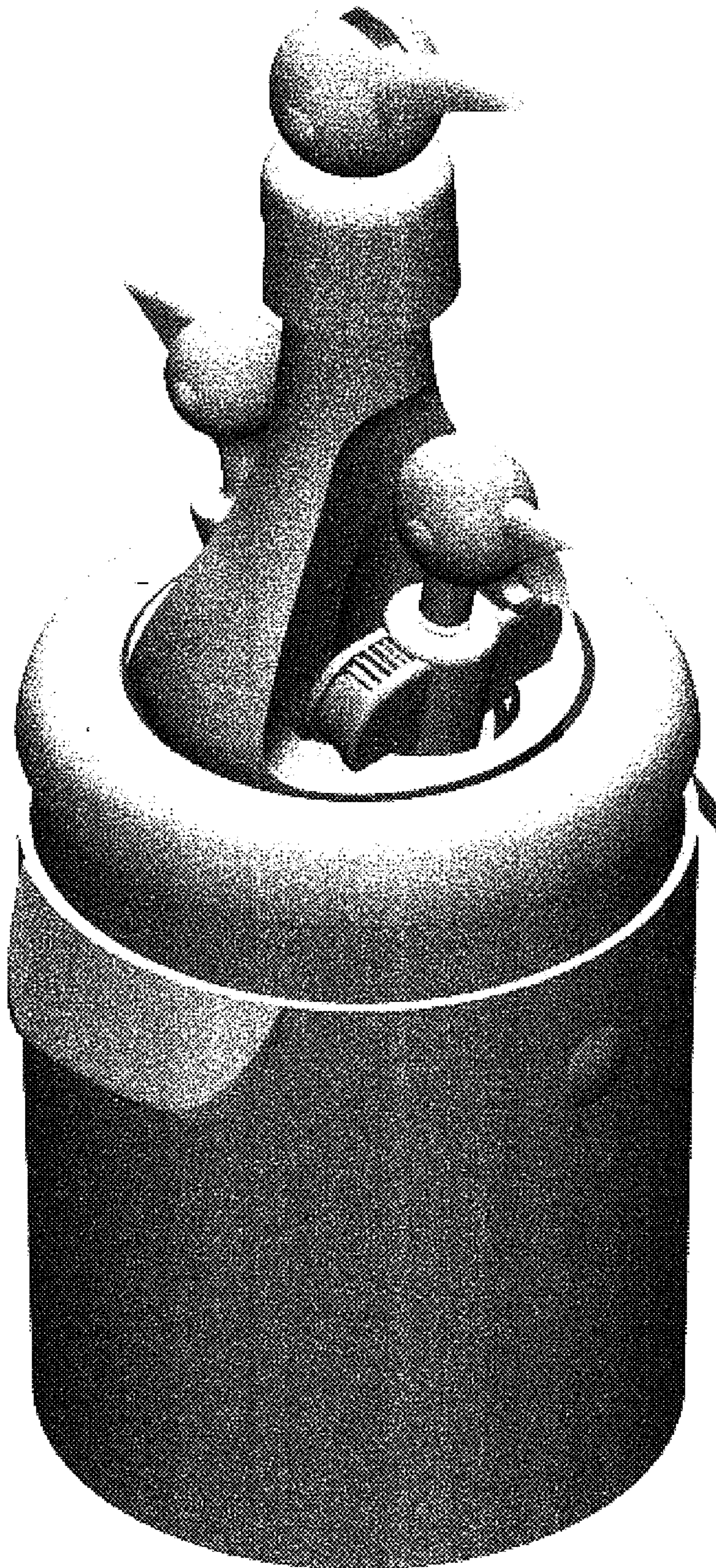




FIG. 2






FIG. 3






FIG. 4






FIG. 5






FIG. 6






FIG. 7

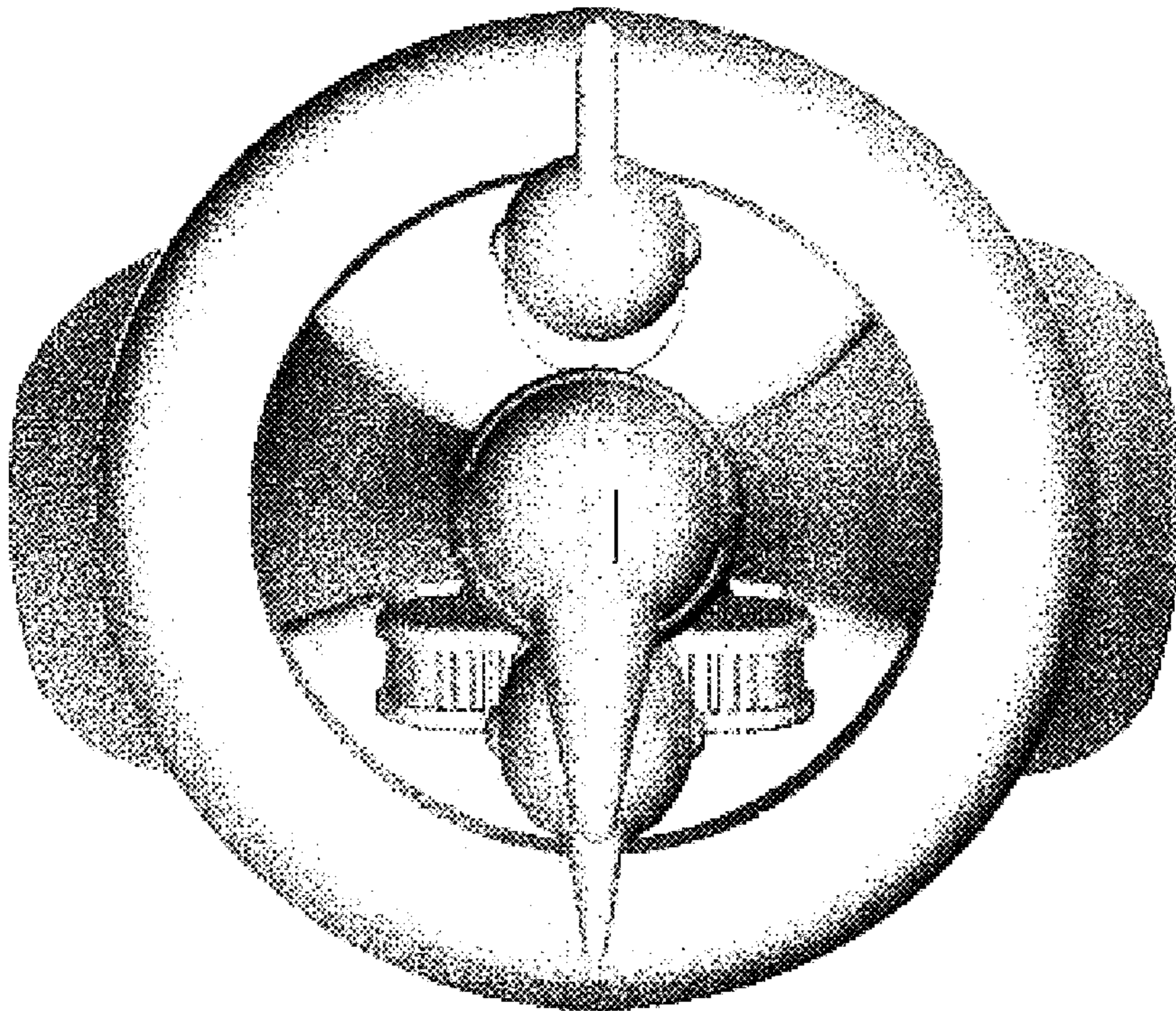





FIG. 8





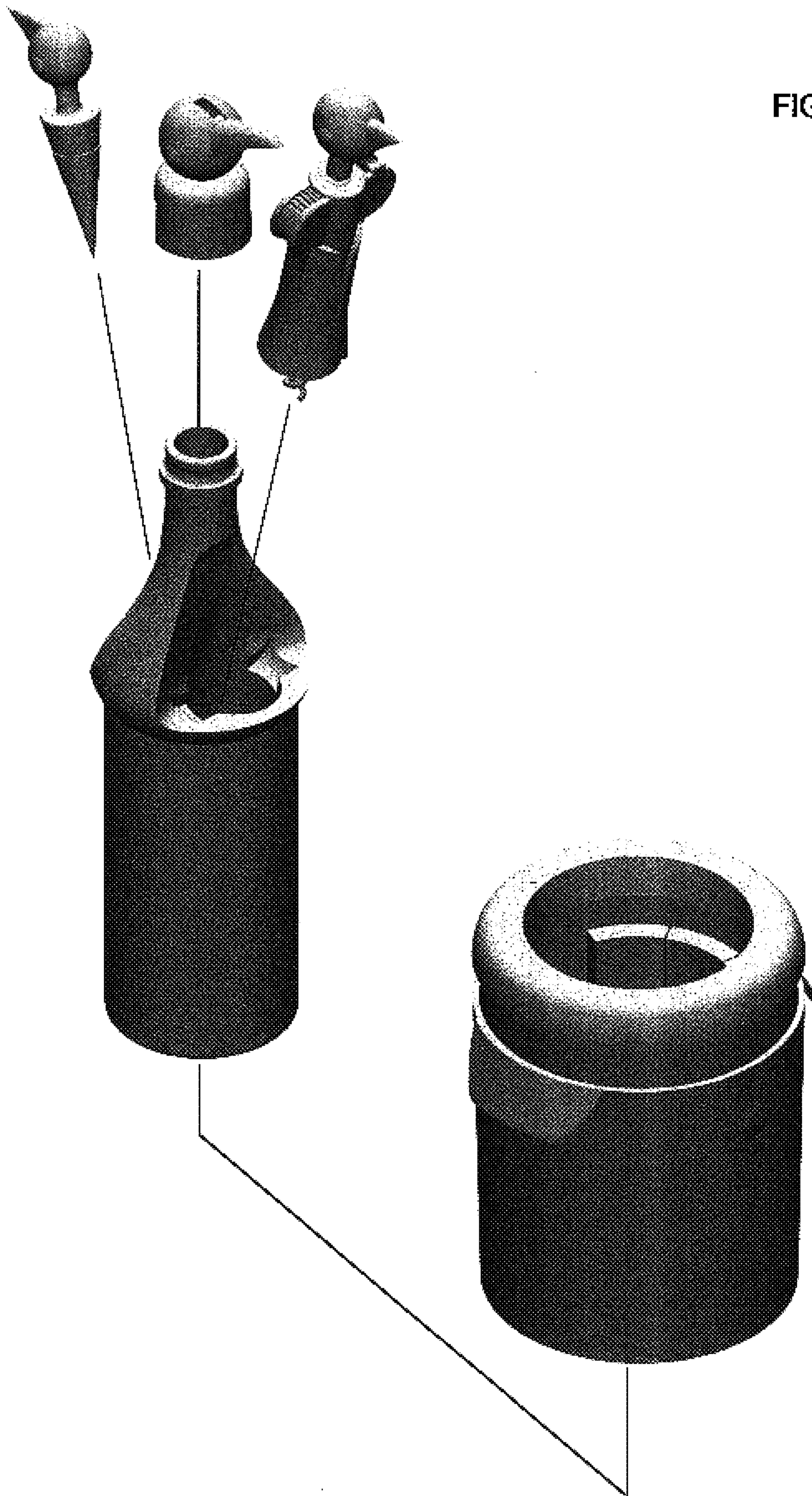


FIG. 9