



US00D528361S

(12) **United States Design Patent** (10) **Patent No.:** **US D528,361 S**  
**Wolhendler** (45) **Date of Patent:** **\*\* Sep. 19, 2006**

(54) **BORDER FOR A PLATE OR BOWL**

(76) Inventor: **Joseph Wolhendler**, 3832 Lime Ave.,  
Brooklyn, NY (US) 11224

(\*\*) Term: **14 Years**

(21) Appl. No.: **29/213,845**

(22) Filed: **Sep. 22, 2004**

**Related U.S. Application Data**

(62) Division of application No. 29/172,147, filed on Dec. 6,  
2002, now Pat. No. Des. 501,762.

(51) **LOC (8) Cl.** ..... **07-99**

(52) **U.S. Cl.** ..... **D7/396.1; D7/586; D7/554.3;**  
**D7/566; D7/396.5**

(58) **Field of Classification Search** ..... **D7/586,**  
**D7/554.3, 354, 566, 568, 570, 505, 554.2,**  
**D7/545, 560, 359, 396.1, 584, 588, 565, 396.5;**  
**D11/156, 140; 229/406; 220/670, 675, 574,**  
**220/575; D9/425**

See application file for complete search history.

(56) **References Cited**

**U.S. PATENT DOCUMENTS**

D19,116 S	5/1889	Locke	
D35,040 S	* 9/1901	Handy	..... D7/354
D52,817 S	12/1918	Beiswanger	
D56,334 S	10/1920	Beiswanger	
D76,557 S	10/1928	Sebring	
D93,184 S	8/1934	Rutledge	
D101,520 S	10/1936	Cowan	
D102,862 S	1/1937	Sebring	

D109,529 S	5/1938	Kato	
D115,801 S	7/1939	Sakier	
3,659,585 A	* 5/1972	Bay	..... 126/390.1
D273,927 S	5/1984	Knutson	
D285,888 S	9/1986	Everhan	
D287,809 S	* 1/1987	Alexander	..... D7/359
D320,532 S	* 10/1991	Zielinski et al.	..... D7/560
D335,798 S	5/1993	Crawford et al.	
D344,658 S	* 3/1994	Arkoosh et al.	..... D7/554.3
D374,153 S	* 10/1996	Moreno-Montemayor	... D7/568
D413,487 S	9/1999	Vitali	
D419,375 S	* 1/2000	Mangla et al.	..... D7/396.1
D461,101 S	8/2002	Garbo	
D476,529 S	7/2003	McMullin	
D495,920 S	* 9/2004	Isler et al.	..... D7/354
D502,045 S	* 2/2005	Isler et al.	..... D7/354
D504,283 S	* 4/2005	Armer	..... D7/554.3

\* cited by examiner

*Primary Examiner*—M. N. Pandozzi

(74) *Attorney, Agent, or Firm*—Stephen E. Feldman P.C.

(57) **CLAIM**

The ornamental design for border for a plate or bowl, as shown and described.

**DESCRIPTION**

FIG. 1 is a top plain view of a border for a plate or bowl showing my new design;

FIG. 2 is a side elevation view thereof;

FIG. 3 is a bottom plain view thereof; and,

FIG. 4 is a side elevation view thereof.

The broken lines in the drawings are for illustrative purposes only and form no part of the claimed designs.

**1 Claim, 1 Drawing Sheet**

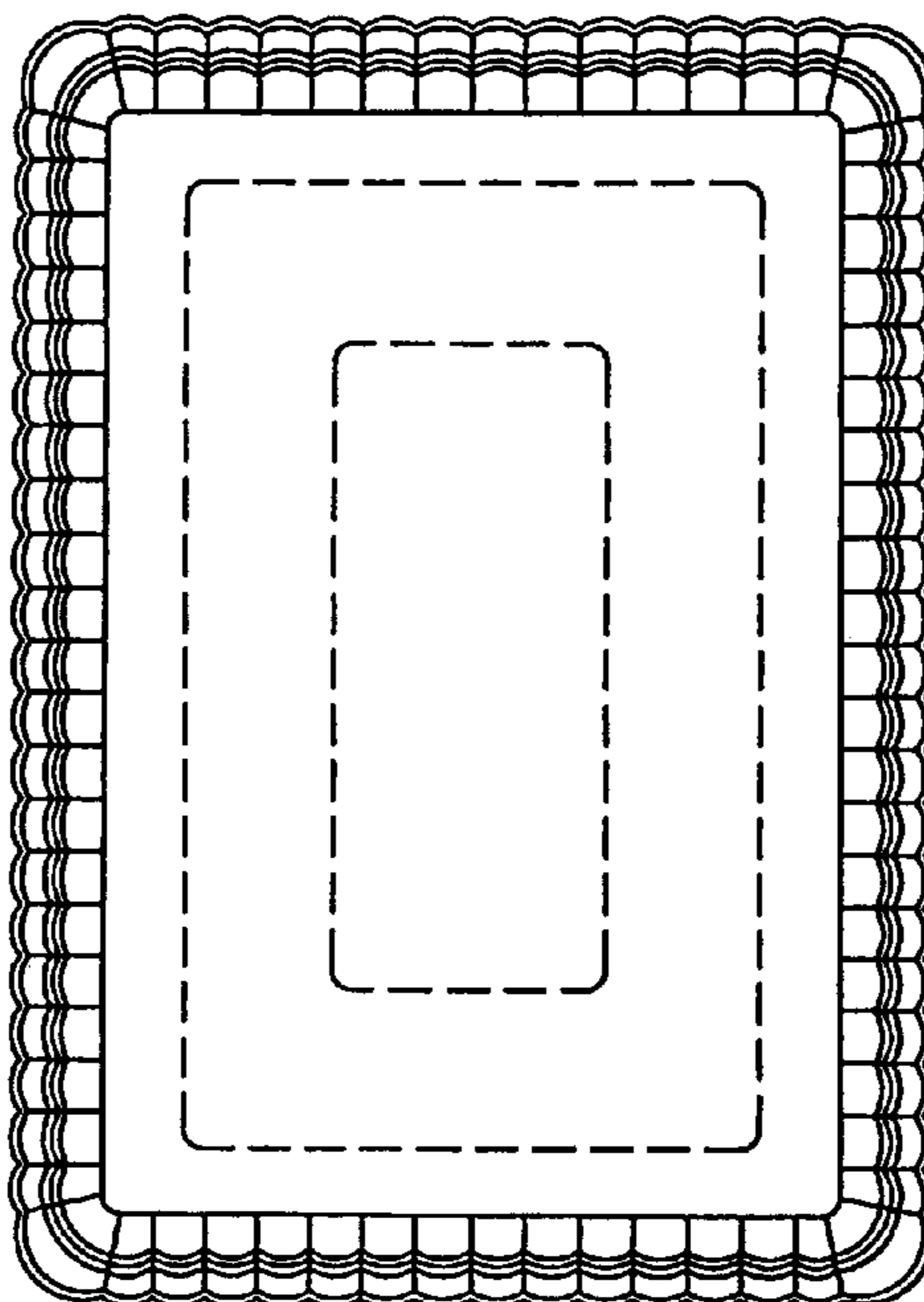




Fig. 2

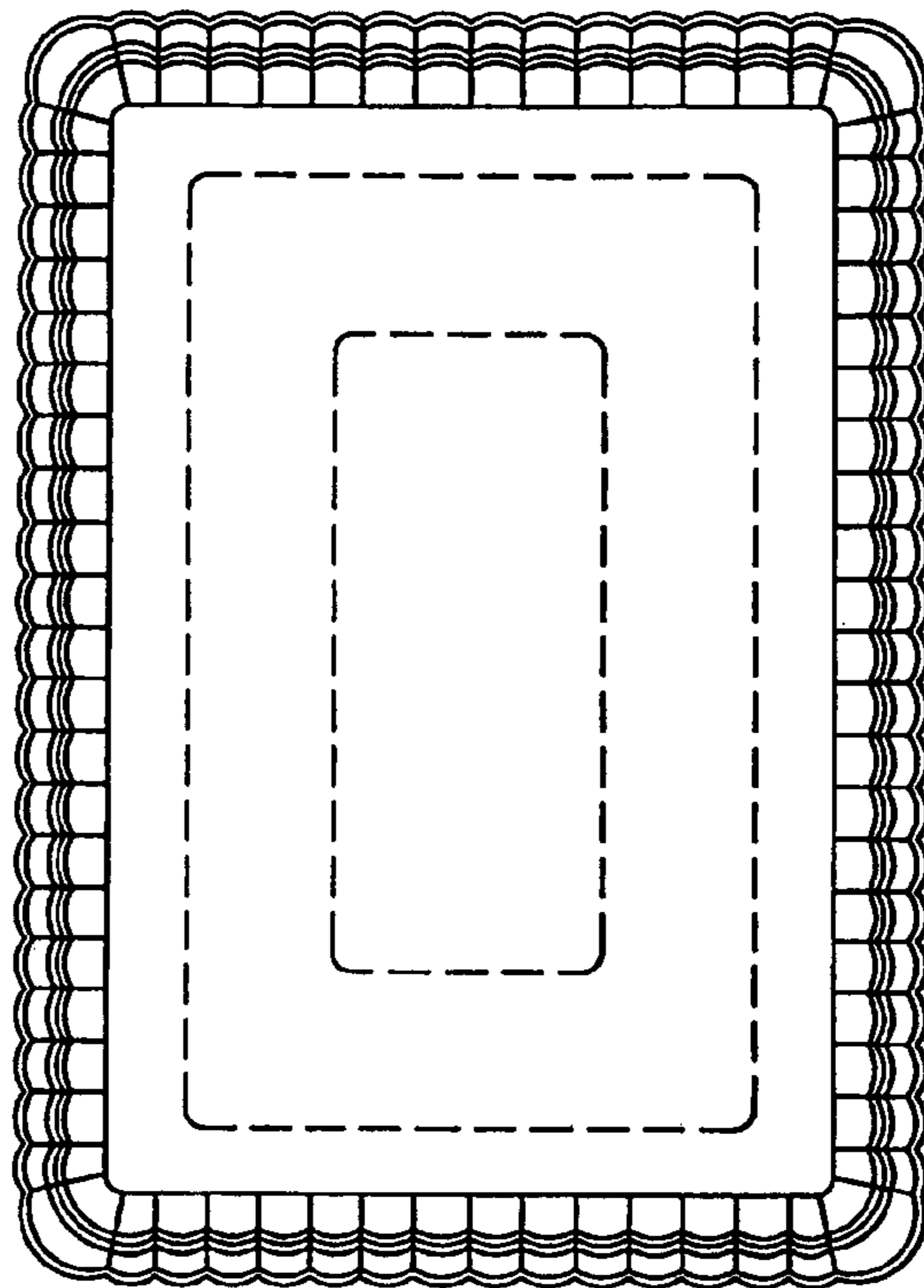


Fig. 1




Fig. 4

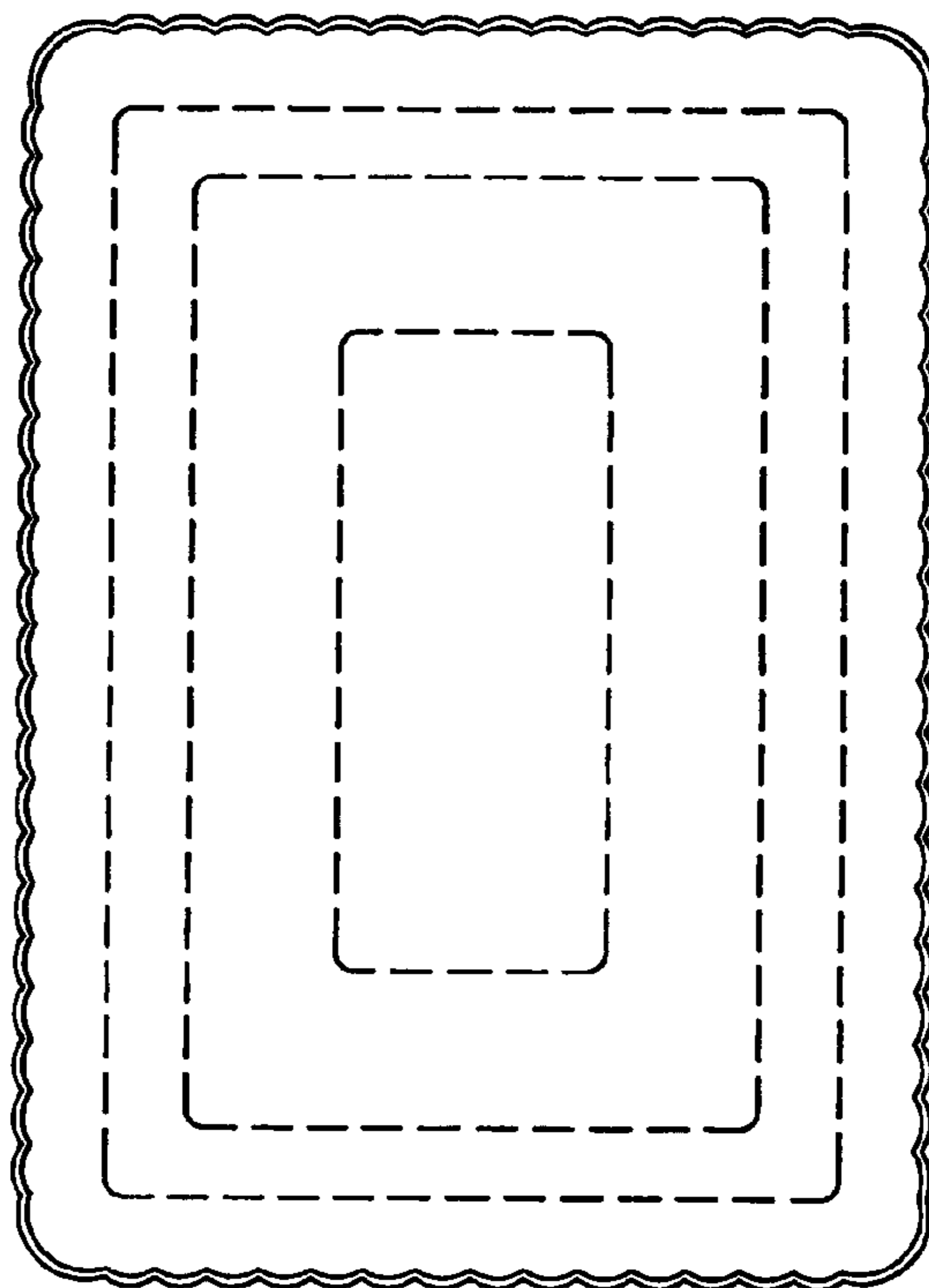


Fig. 3