



US00D528342S

(12) **United States Design Patent**  
**Yu**

(10) **Patent No.:** **US D528,342 S**

(45) **Date of Patent:** **\*\* \*Sep. 19, 2006**

(54) **STORAGE RACK**

(76) Inventor: **Jackson Yu**, 2F, No. 19, Fu-Hsing-I Rd., Pei-Tou Dist., Taipei City (TW)

(\*) Notice: This patent is subject to a terminal disclaimer.

(\*\*) Term: **14 Years**

(21) Appl. No.: **29/242,550**

(22) Filed: **Nov. 14, 2005**

(30) **Foreign Application Priority Data**

May 13, 2005 (TW) ..... 94302813

(51) **LOC (8) Cl.** ..... **06-04**

(52) **U.S. Cl.** ..... **D6/630; D6/465**

(58) **Field of Classification Search** ..... D6/407, D6/629, 630, 466, 468, 464, 465; 312/9.1, 312/9.9, 9.47, 9.48, 9.51, 9.52, 9.64  
See application file for complete search history.

(56) **References Cited**

**U.S. PATENT DOCUMENTS**

- D174,532 S \* 4/1955 Duchin ..... D6/464
- D343,533 S \* 1/1994 David ..... D6/407
- D352,848 S \* 11/1994 Dardashti ..... D6/465
- D370,137 S \* 5/1996 David ..... D6/407

- D380,925 S \* 7/1997 Chu ..... D6/630
- D381,548 S \* 7/1997 Goodman ..... D6/630
- D394,980 S \* 6/1998 Goodman ..... D6/630
- D429,938 S \* 8/2000 Allen ..... D6/566
- D430,443 S \* 9/2000 Dardashti ..... D6/630
- D432,820 S \* 10/2000 Walters-Dowding et al. D6/465
- D462,223 S \* 9/2002 Beer ..... D6/630
- D493,660 S \* 8/2004 Goodman et al. .... D6/630

\* cited by examiner

*Primary Examiner*—Cathron C. Brooks

(74) *Attorney, Agent, or Firm*—Morgan, Lewis & Bockius, LLP

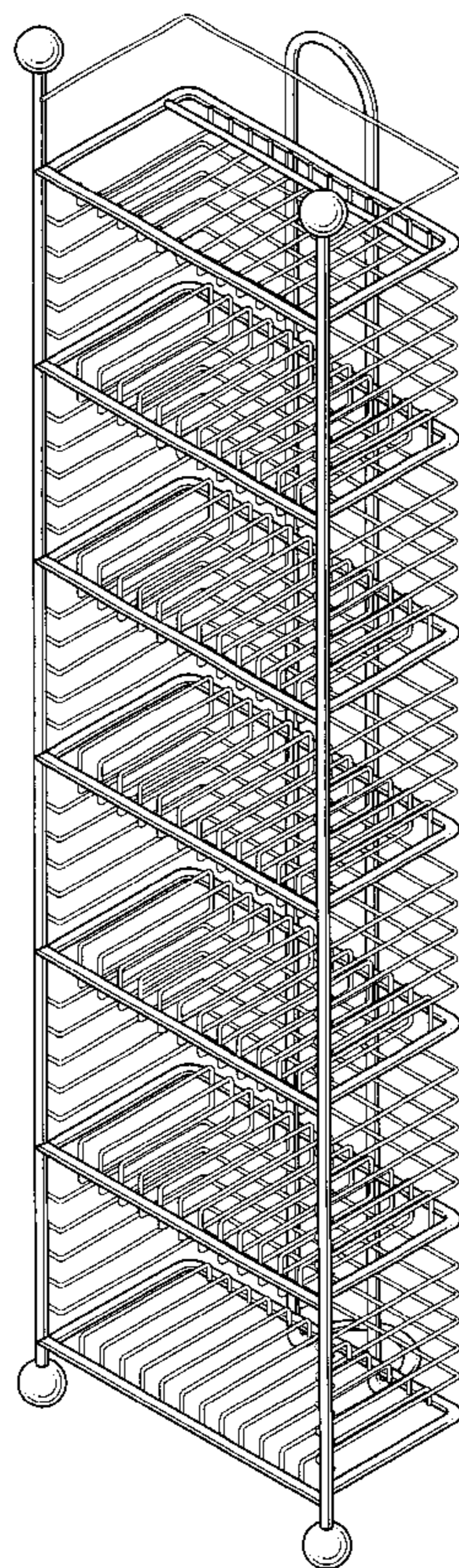
(57) **CLAIM**

The ornamental design for storage rack, as shown and described.

**DESCRIPTION**

FIG. 1 is a perspective view of storage rack showing my new design;  
FIG. 2 is a front elevational view thereof;  
FIG. 3 is a rear elevational view thereof;  
FIG. 4 is a left side elevational view thereof;  
FIG. 5 is a right side elevational view thereof;  
FIG. 6 is a top plan view thereof; and,  
FIG. 7 is a bottom plan view thereof.

**1 Claim, 4 Drawing Sheets**



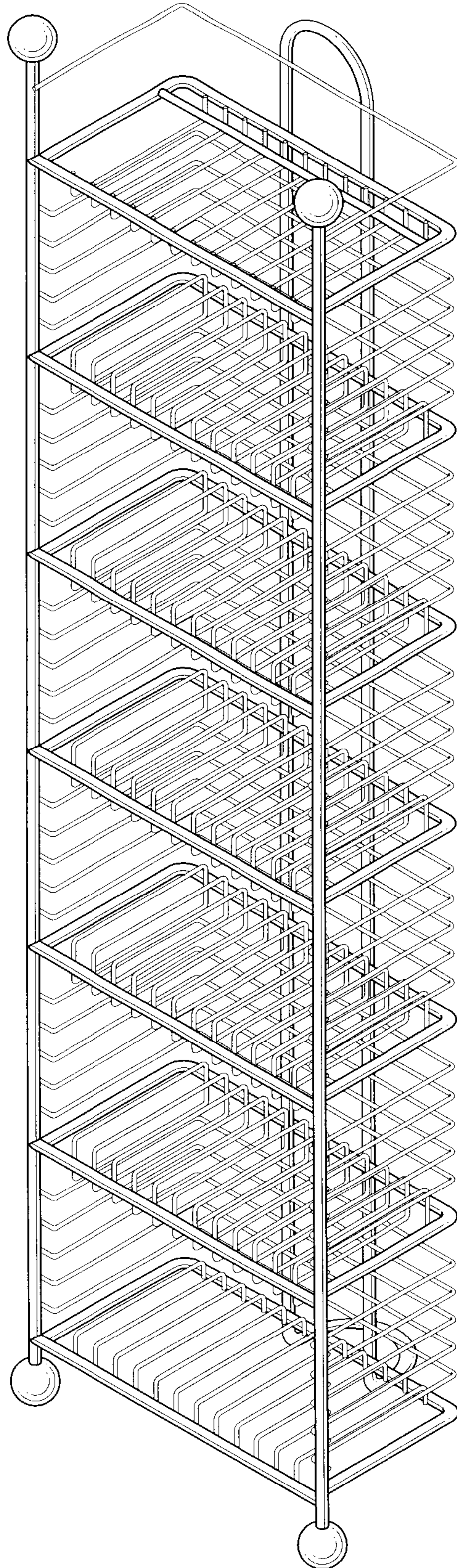


FIG. 1

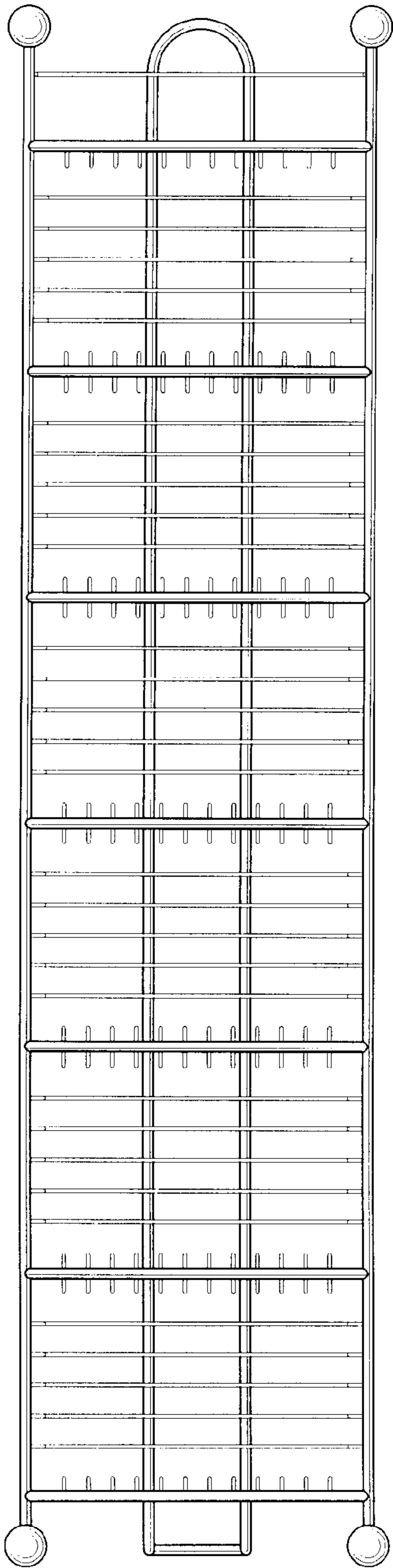


FIG. 2

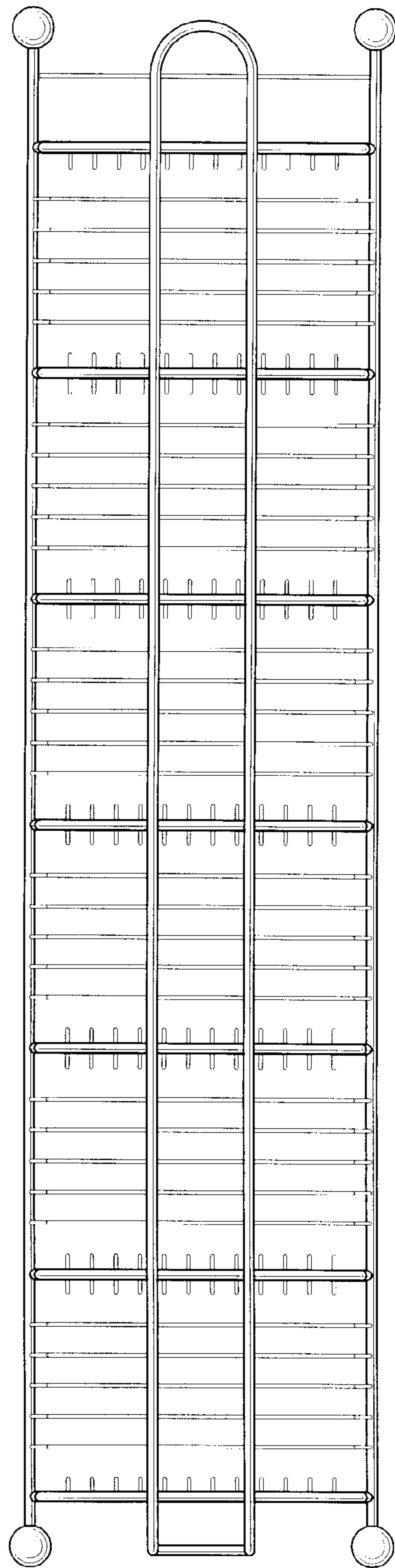


FIG. 3

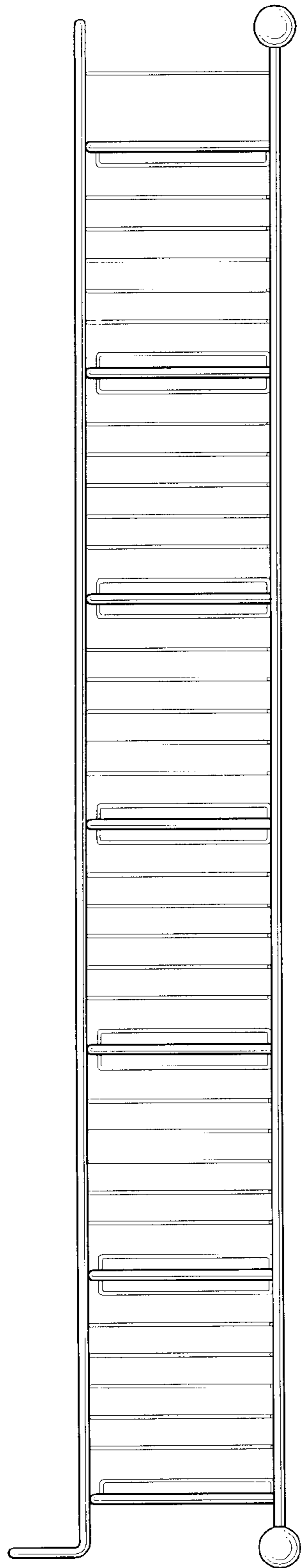


FIG. 4




FIG. 5

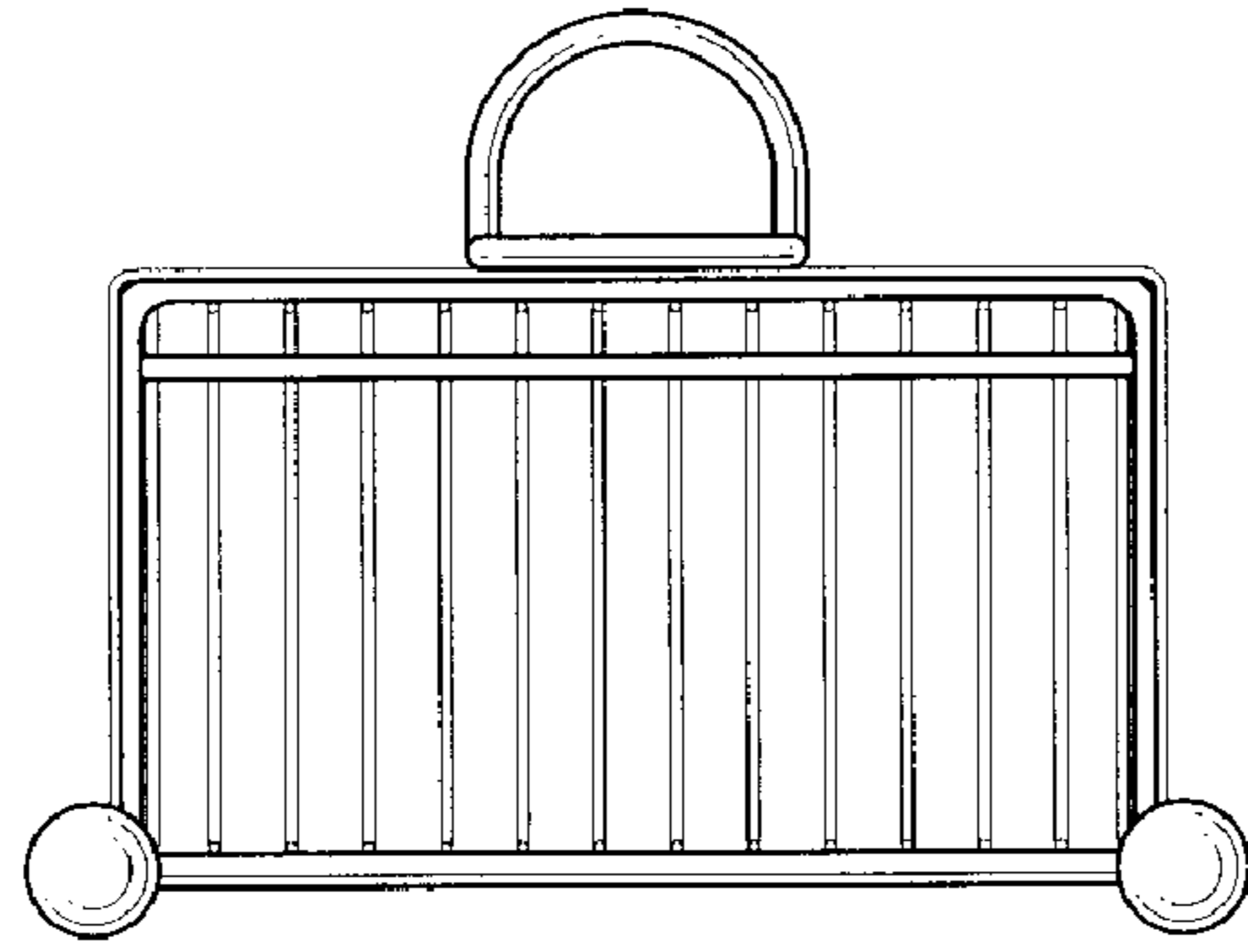


FIG. 6

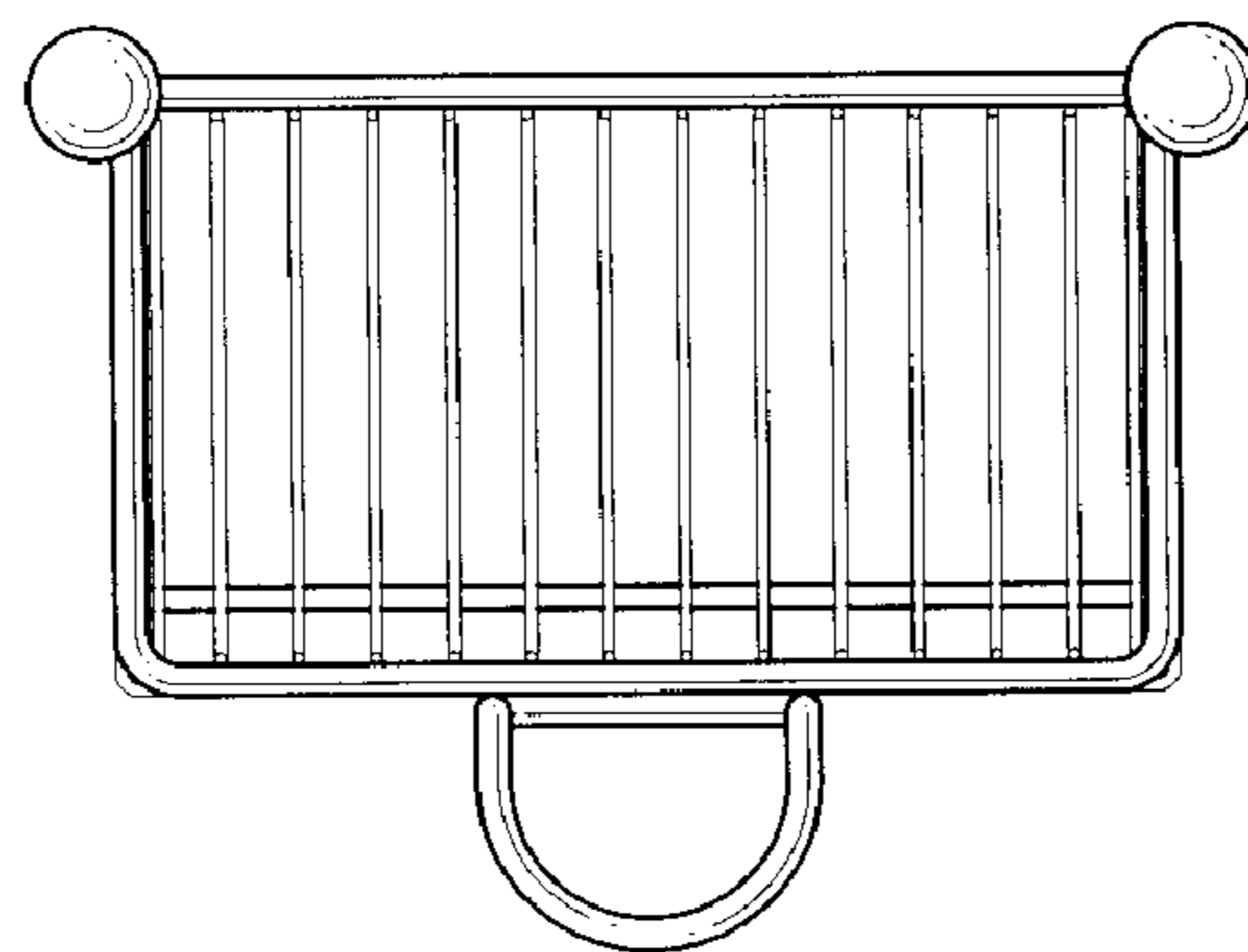


FIG. 7