

US00D528332S

(12) **United States Design Patent**  
**Suzuki et al.**

(10) **Patent No.:** **US D528,332 S**

(45) **Date of Patent:** **\*\* Sep. 19, 2006**

(54) **CABINET**

(75) Inventors: **Masaru Suzuki**, Brooklyn, NY (US);  
**Jennifer Hutton**, New York, NY (US)

(73) Assignee: **Donghia Furniture/Textiles Ltd.**, New York, NY (US)

(\*\*) Term: **14 Years**

(21) Appl. No.: **29/203,250**

(22) Filed: **Apr. 12, 2004**

(51) **LOC (8) Cl.** ..... **06-06**

(52) **U.S. Cl.** ..... **D6/510**

(58) **Field of Classification Search** ..... D6/432,  
D6/436-441, 445-448, 470, 491, 492, 494,  
D6/505, 510, 393; 312/114, 204, 224  
See application file for complete search history.

(56) **References Cited**

U.S. PATENT DOCUMENTS

D125,862 S	*	3/1941	Kranz	.....	D6/397
D151,962 S	*	12/1948	Buckner	.....	D6/434
D181,661 S	*	12/1957	Lubberts et al.	.....	D6/436
D183,847 S	*	11/1958	Lubberts et al.	.....	D6/446
D183,849 S	*	11/1958	Lubberts et al.	.....	D6/446
D183,850 S	*	11/1958	Lubberts et al.	.....	D6/446
D233,924 S	*	12/1974	Keller	.....	D6/439
D262,929 S	*	2/1982	Woudstra	.....	D6/494
D275,351 S	*	9/1984	West	.....	D6/446
D331,502 S	*	12/1992	White	.....	D6/389
D378,717 S	*	4/1997	Lenger	.....	D6/445
D378,879 S	*	4/1997	Keller	.....	D6/436

D388,265 S	*	12/1997	Keller	.....	D6/445
D394,168 S	*	5/1998	Hutton	.....	D6/393
D402,828 S		12/1998	Hutton	.....	D6/479
D403,887 S		1/1999	Hutton	.....	D6/437
D403,888 S		1/1999	Hutton	.....	D6/437
D403,894 S	*	1/1999	Hutton	.....	D6/445
D439,441 S		3/2001	Mathieu et al.	.....	D6/446
D446,408 S		8/2001	Mathieu et al.	.....	D6/446
D484,716 S	*	1/2004	Kreiss	.....	D6/439

\* cited by examiner

*Primary Examiner*—Cathron C. Brooks

(74) *Attorney, Agent, or Firm*—Heslin Rothenberg Farley & Mesiti, P.C.

(57) **CLAIM**

The ornamental design for the cabinet, as shown and described.

**DESCRIPTION**

FIG. 1 is a perspective view of a cabinet comprising the new design;

FIG. 2 is a top view thereof;

FIG. 3 is a front view thereof;

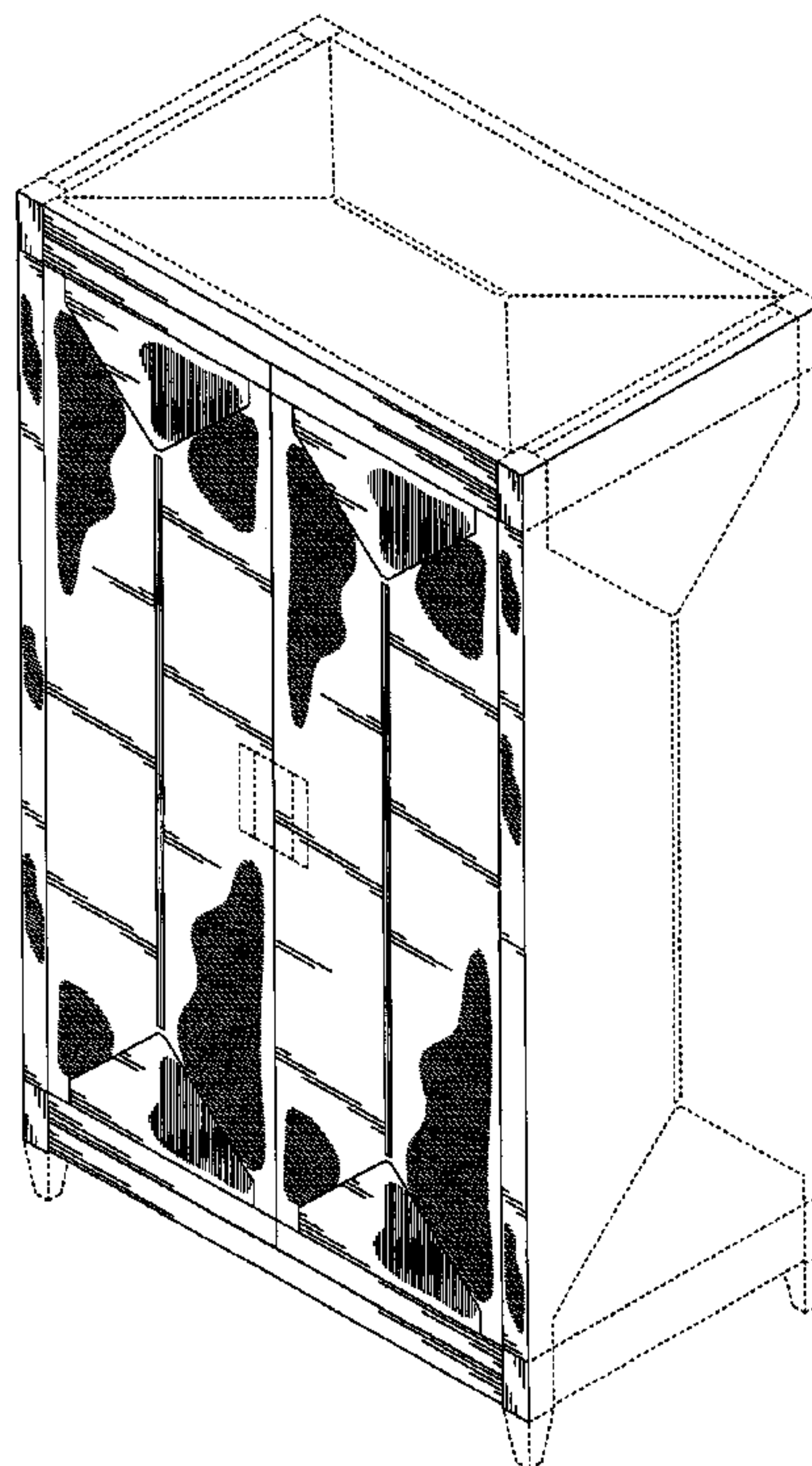
FIG. 4 is a side view thereof; and,

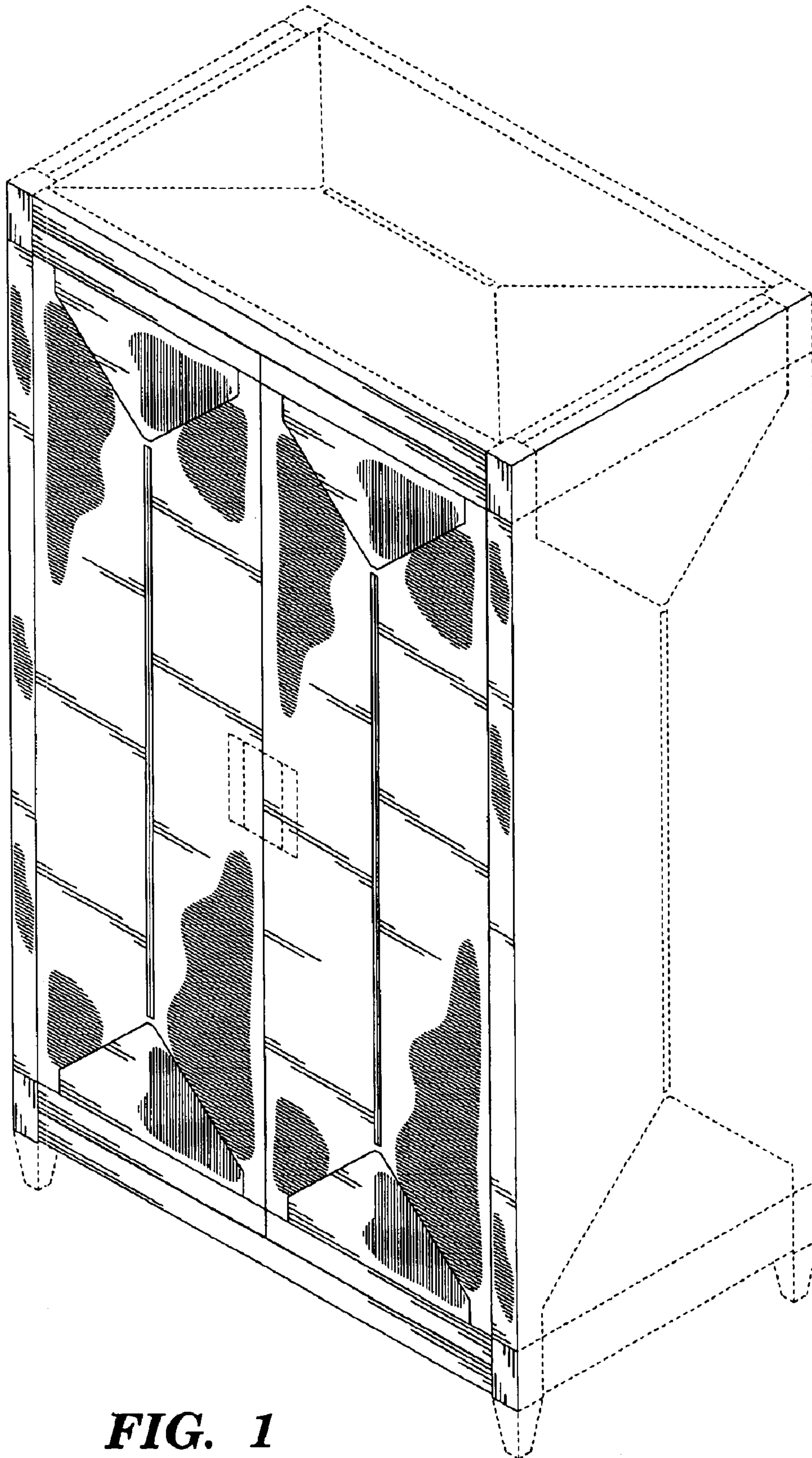
FIG. 5 is a rear view thereof.

The broken lines in the figures are for illustrative purposes only and form no part of the claimed invention.

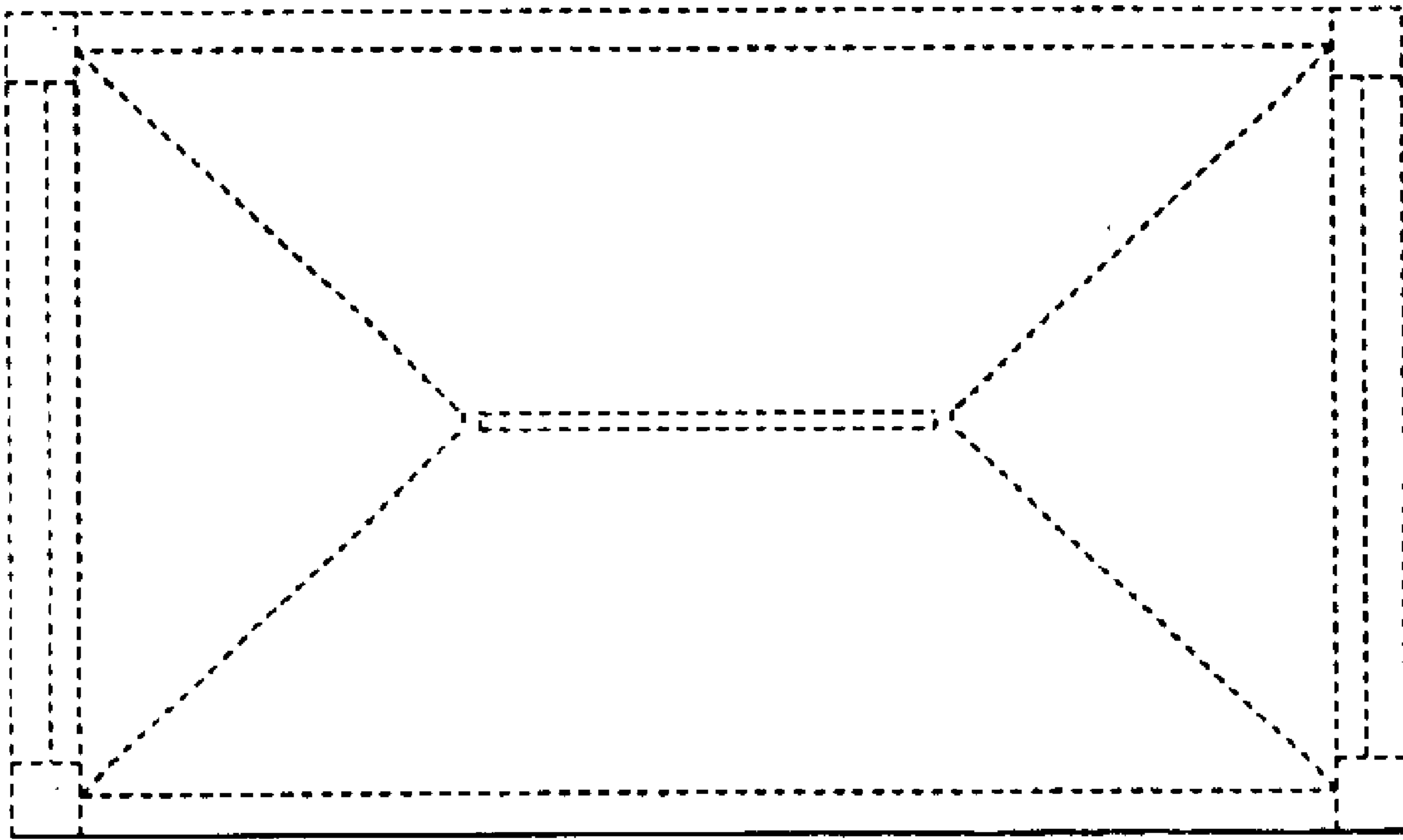
The surface pattern of closely spaced repeating horizontal and vertical lines that is partially shown on the panels of the two front central doors and the two narrow outer panels is understood to repeat uniformly throughout each panel.

**1 Claim, 5 Drawing Sheets**






**FIG. 1**




***FIG. 2***

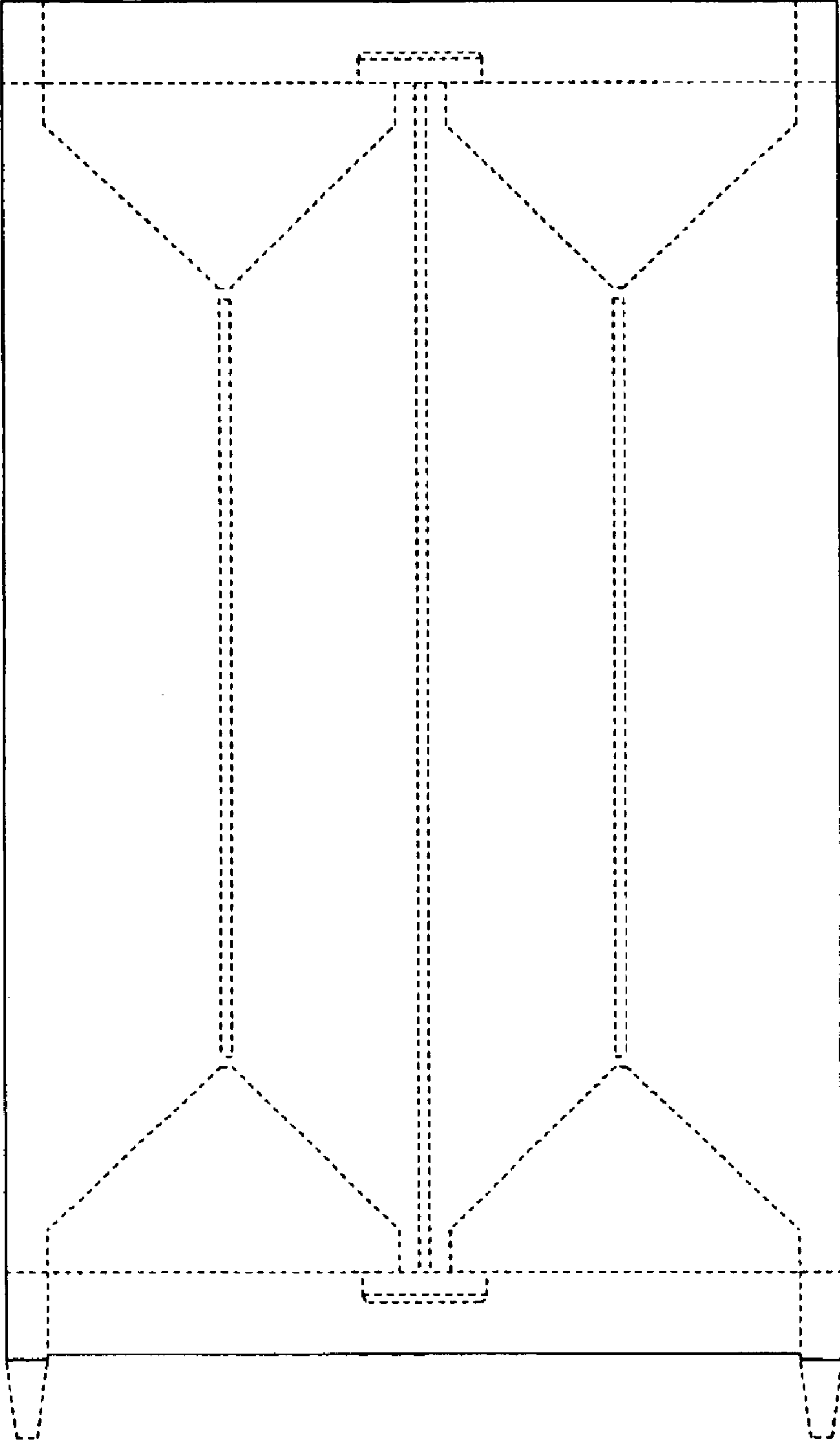




**FIG. 3**



**FIG. 4**



**FIG. 5**