

US00D528325S

(12) **United States Design Patent** (10) **Patent No.:** **US D528,325 S**
Schmitt (45) **Date of Patent:** **** Sep. 19, 2006**

- (54) **CHINA CABINET AND BUFFET**
- (75) Inventor: **Jack Schmitt**, San Juan Capistrano, CA (US)
- (73) Assignee: **Amini Innovation Corp.**, Pico Rivera, CA (US)
- (**) Term: **14 Years**
- (21) Appl. No.: **29/213,241**
- (22) Filed: **Sep. 14, 2004**
- (51) **LOC (8) Cl.** **06-04**
- (52) **U.S. Cl.** **D6/470; D6/438**
- (58) **Field of Classification Search** D6/434, D6/436-447, 470; 312/114, 204, 224, 227
 See application file for complete search history.

(56) **References Cited**

U.S. PATENT DOCUMENTS

D227,842 S	7/1973	Adkinson	
D227,845 S	* 7/1973	Adkinson D6/438
D242,678 S	* 12/1976	Adkinson D6/438
D242,679 S	* 12/1976	Adkinson D6/434
D343,306 S	1/1994	Keller	
D358,046 S	5/1995	Ferguson	
D372,139 S	7/1996	Walters, III et al.	
D384,515 S	10/1997	Bergelin	
D389,654 S	1/1998	Walters, III et al.	
D390,043 S	2/1998	Walters, III et al.	
D426,980 S	6/2000	Vaaler	

(Continued)

OTHER PUBLICATIONS

- Furniture Today, Union City China Hutch, p. 169, Apr. 27, 1998.*
- Furniture Today, Home Elegance China Hutch, p. 65, Oct. 14, 2002.*
- Furniture Today, Orleans Furniture China Hutch, p. 204, Oct. 14, 2002.*
- Ethan Allen Circular, Legacy Collection China Cabinet and Buffet, p. 5, 1996.

- Furniture Today, Union city Imports china hutch, p. 158, Oct. 19, 1998.
- Furniture Today, Aico china hutch, p. 15, Oct. 16, 2000.
- Furniture Today, Broyhill china hutch, p. 11, Apr. 16, 2001.
- Furniture Today, Marge Carson wall unit, p. 126, Oct. 11, 1999.
- Furniture Today, Pulaski Armoire, p. 33, Apr. 15, 2002.
- Amini Innovation, Corp. Monte Carlo Collection, #53000 Series, 2001, 2 pages.
- Amini Innovation Corp. La Francaise Collection, #50000 Series, Sep. 11, 2002, 5 pages.
- Amini Innovation Corp. Royal Oak Collection, #31000 Series, Sep. 11, 2002, 1 page.

Primary Examiner—Cathron C. Brooks
 (74) *Attorney, Agent, or Firm*—Cislo & Thomas LLP

(57) **CLAIM**

I claim the ornamental design for the china cabinet and buffet, as shown and described.

DESCRIPTION

FIG. 1 is a front view of a china cabinet and buffet showing my new design;

FIG. 2 is a right-side elevational view thereof;

FIG. 3 is a left-side elevational view thereof;

FIG. 4 is a top plan view thereof;


FIG. 5 is a front elevational detail of the left-side extremity of the china cabinet portion illustrating the ornamentation thereon in enlarged detail, the right-side being a mirror image thereof;

FIG. 6 is a front elevational detail of the center arch of the china cabinet portion thereof illustrating the ornamentation thereon in enlarged detail; and,

FIG. 7 is a front elevational detail of the lower left corner of the buffet portion thereof illustrating the ornamentation thereon in enlarged detail, the lower right corner being a mirror image thereof.

The claimed design does not include any specific depth for the specific ornamental details shown within the perimeter moldings.

1 Claim, 7 Drawing Sheets



US D528,325 S

Page 2

U.S. PATENT DOCUMENTS

D431,391 S	10/2000	Hazen et al.	D469,631 S	2/2003	Vaaler
D434,249 S	11/2000	Cain	D469,986 S	2/2003	Stanton
D441,219 S	5/2001	Cain	D474,054 S	5/2003	Warren et al.
D445,279 S	7/2001	O'Hare et al.	D475,868 S	6/2003	Vaaler
D447,886 S	9/2001	O'Hare et al.	D477,725 S	7/2003	McDaniel et al.
D448,949 S	10/2001	O'Hare et al.	D480,236 S	10/2003	Schmitt
D450,476 S	11/2001	Vaaler	D480,898 S	10/2003	Schmitt
D454,729 S	3/2002	Vaaler	D481,555 S	11/2003	Schmitt
D458,051 S	6/2002	O'Hare et al.	D482,907 S	12/2003	Wanek et al.
D468,937 S	1/2003	Berry, Jr. et al.	D487,202 S	3/2004	Schmitt
D469,624 S	2/2003	Vaaler	D487,203 S	3/2004	Schmitt

* cited by examiner




FIG. 1




FIG. 2




FIG. 3




FIG. 4

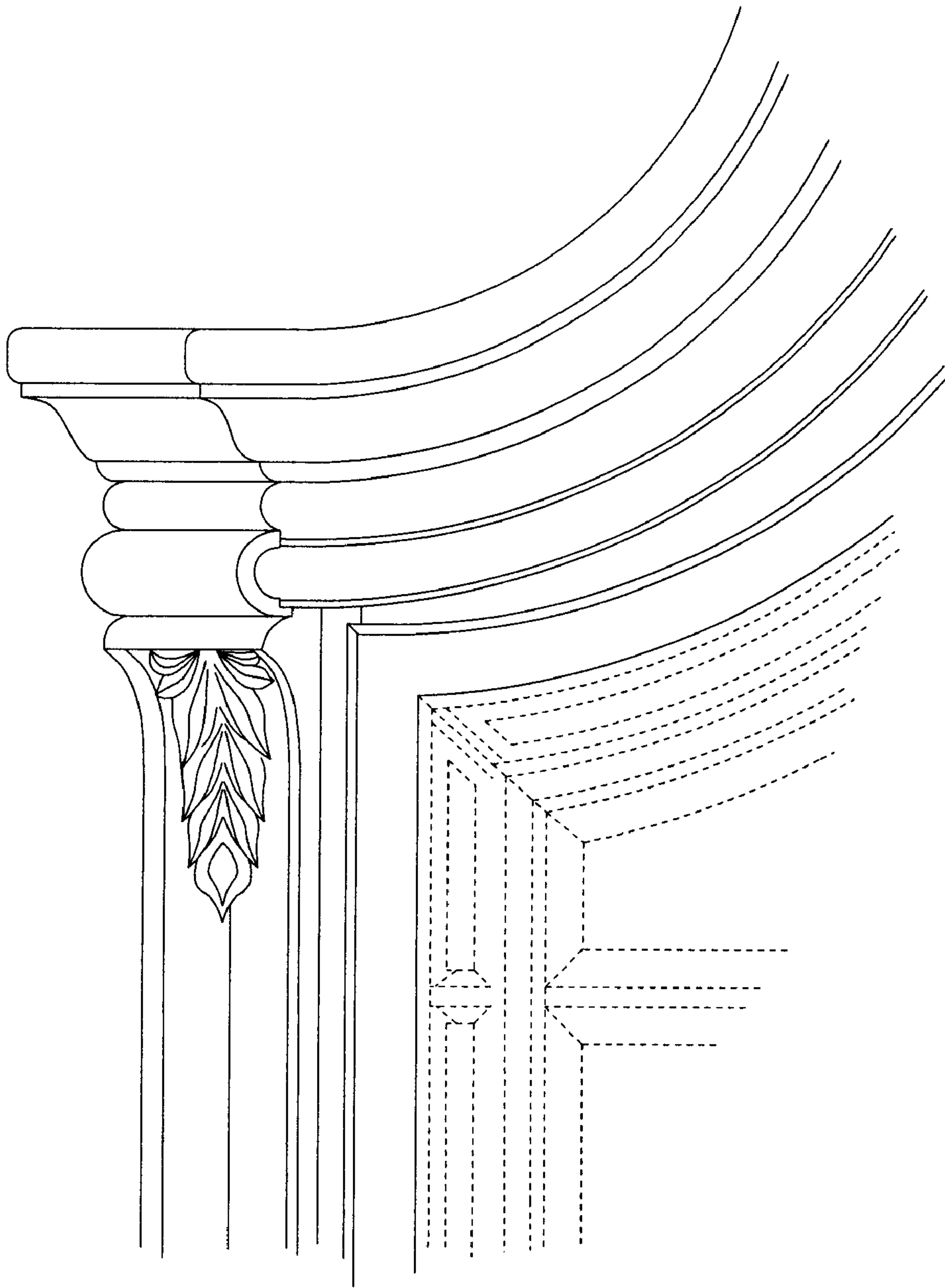


FIG. 5




FIG. 6




FIG. 7