



US00D528299S

(12) **United States Design Patent**
Kim

(10) **Patent No.:** **US D528,299 S**

(45) **Date of Patent:** **** Sep. 19, 2006**

(54) **CLIP CASE**

(76) **Inventor:** **Jong Kim**, 2641 W. Olympic Blvd.,
Los Angeles, CA (US) 90006

(**) **Term:** **14 Years**

(21) **Appl. No.:** **29/238,915**

(22) **Filed:** **Sep. 22, 2005**

(51) **LOC (8) Cl.** **03-01**

(52) **U.S. Cl.** **D3/294; D3/265**

(58) **Field of Classification Search** D3/201,
D3/254, 265, 273, 294, 295, 905; D9/424,
D9/423; 206/349, 372, 5, 315.1; 220/833,
220/834, 835; 211/85.1; D16/130

See application file for complete search history.

(56) **References Cited**

U.S. PATENT DOCUMENTS

D259,596 S	*	6/1981	Gray	D3/205
D262,585 S	*	1/1982	Anema	D3/205
D316,932 S	*	5/1991	Escher, Jr.	D3/265
D337,049 S	*	7/1993	Morgan et al.	D9/420
D341,482 S	*	11/1993	McMillan	D3/265
D360,525 S	*	7/1995	Entwistle	D3/273

D380,900 S	*	7/1997	Pearson et al.	D3/294
D397,557 S	*	9/1998	Feldberg	D6/366
D430,727 S	*	9/2000	Wisniewski	D3/265
D469,690 S	*	2/2003	Pau	D9/426
D476,808 S	*	7/2003	Carr	D3/271.2
D509,061 S	*	9/2005	Catania	D3/269

* cited by examiner

Primary Examiner—Philip S. Hyder

(74) *Attorney, Agent, or Firm*—John K. Park; Park Law Firm

(57) **CLAIM**

The ornamental design for a clip case, as shown and described.

DESCRIPTION

FIG. 1 is a perspective view of a clip case showing my new design;

FIG. 2 is a top plan view thereof;

FIG. 3 is a bottom plan view thereof;

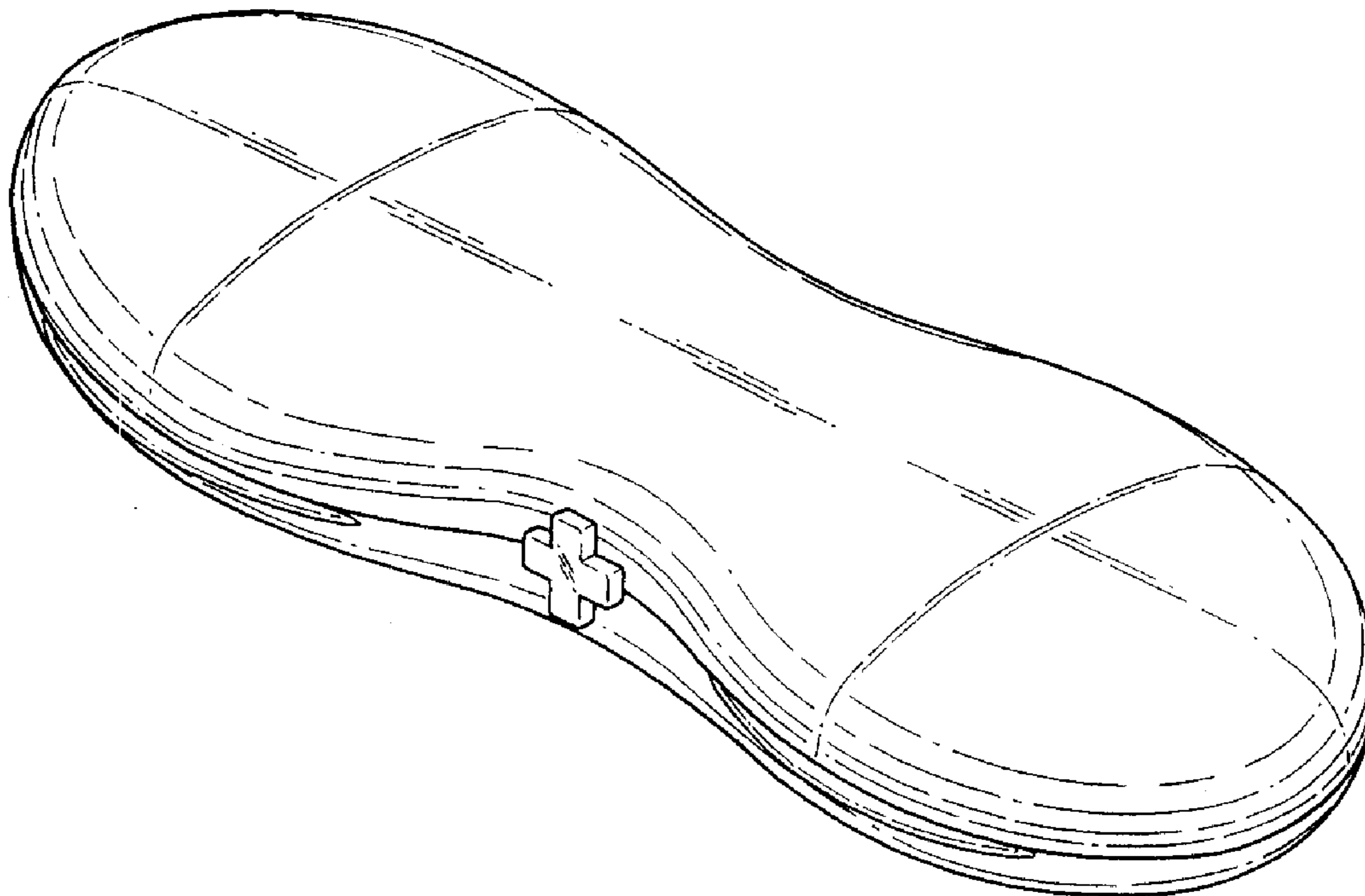
FIG. 4 is a side view thereof;

FIG. 5 is a rear side view thereof;

FIG. 6 is a front elevational view thereof; and,

FIG. 7 is another perspective view thereof.

1 Claim, 2 Drawing Sheets



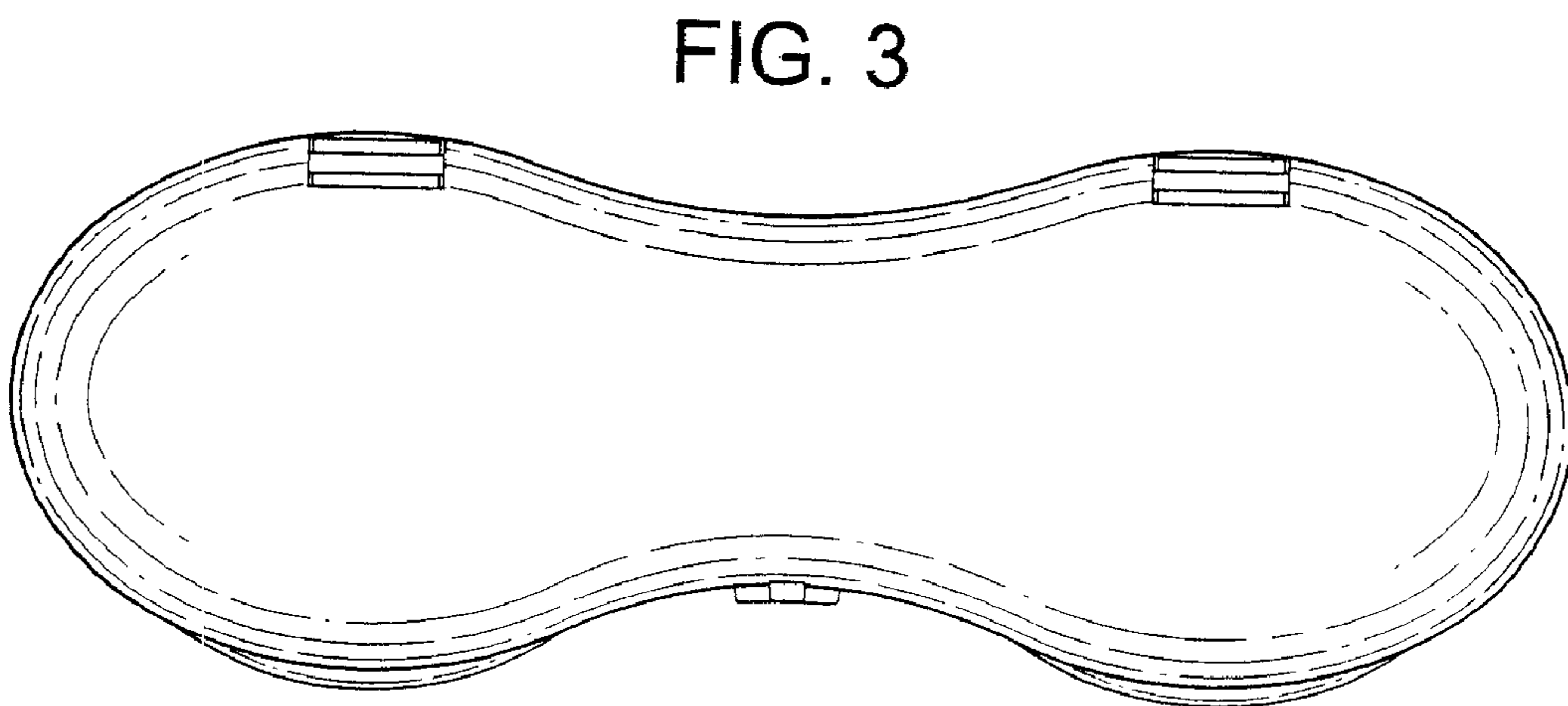
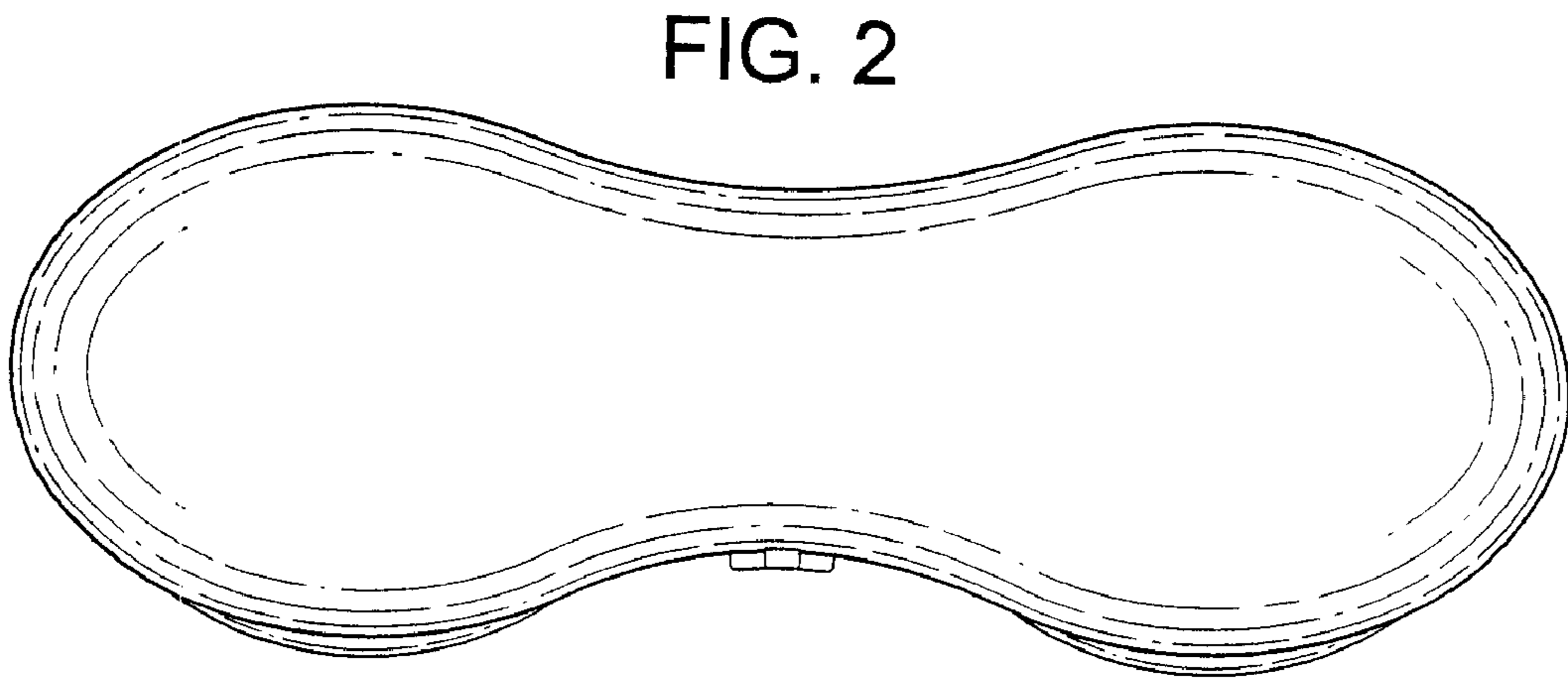
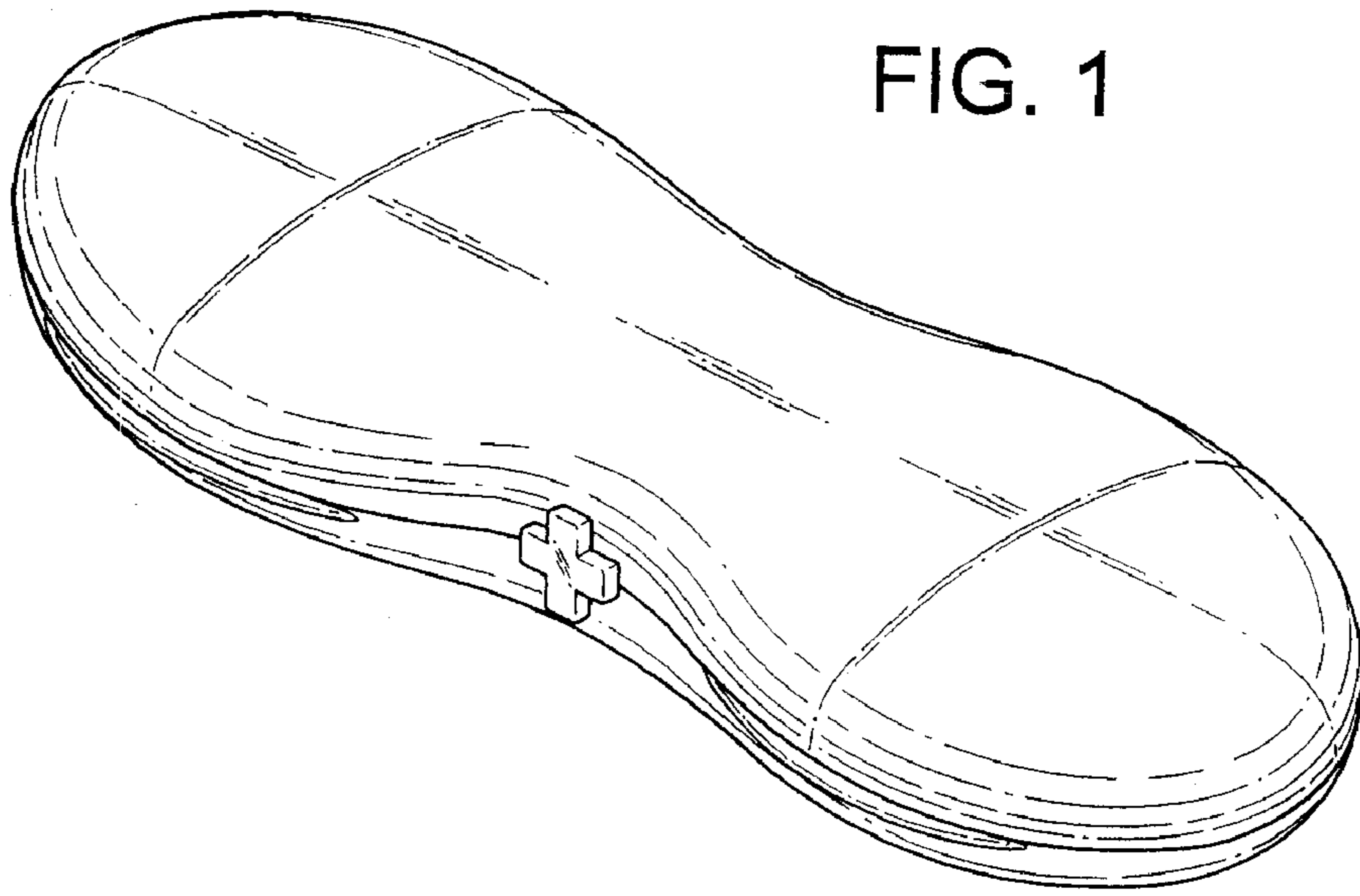


FIG. 4

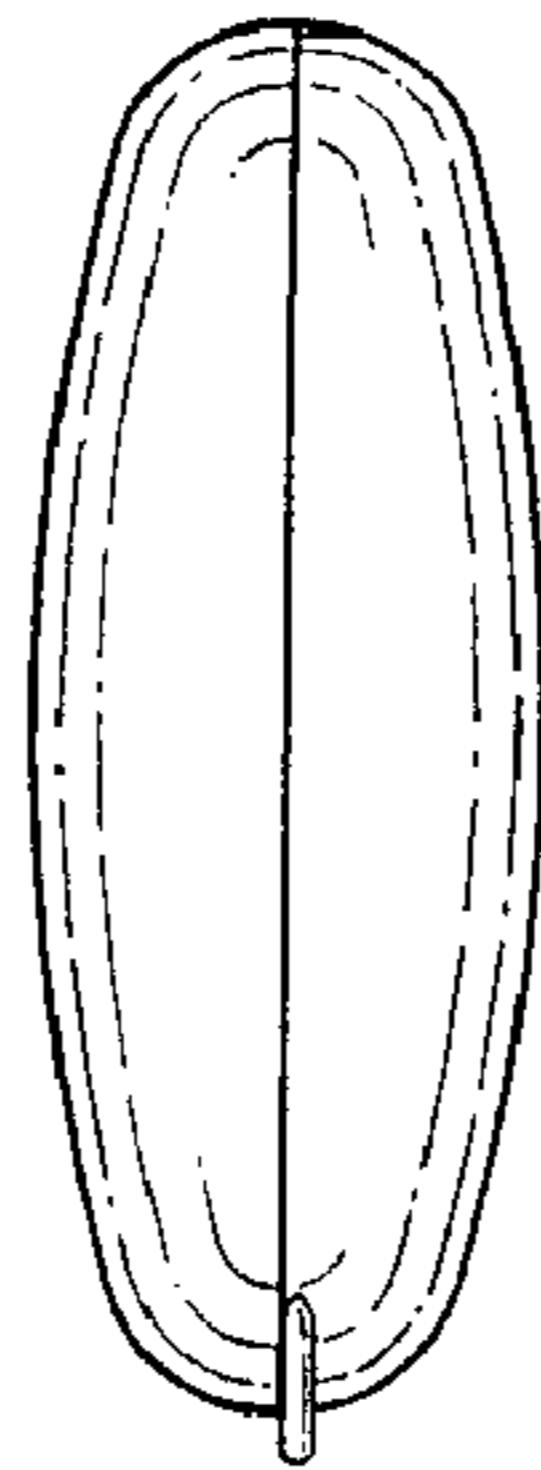


FIG. 5




FIG. 6

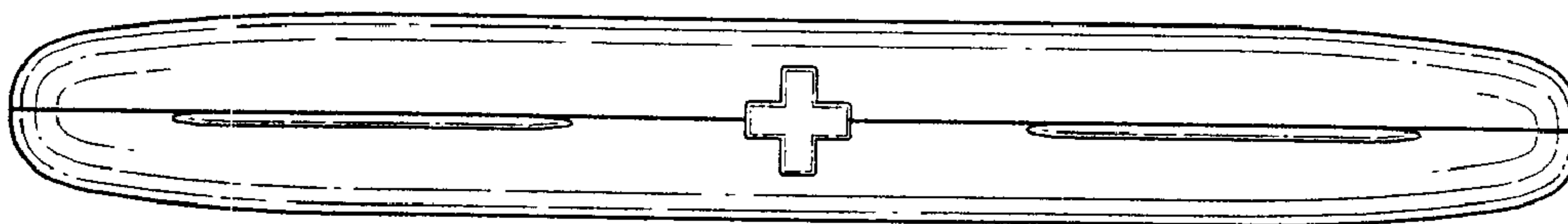


FIG. 7

