

US00D528297S

(12) **United States Design Patent**
Feldmann et al.

(10) **Patent No.:** **US D528,297 S**

(45) **Date of Patent:** **** Sep. 19, 2006**

(54) **CARRYING TRAY**

(75) Inventors: **William Mark Feldmann**, Fairfield, OH (US); **John R. Brown**, Harrison, OH (US)

(73) Assignee: **Campbell Hausfeld/Scott Fetzer Company**, Harrison, OH (US)

(**) **Term:** **14 Years**

(21) **Appl. No.:** **29/226,713**

(22) **Filed:** **Mar. 31, 2005**

(51) **LOC (8) Cl.** **03-01**

(52) **U.S. Cl.** **D3/273; D3/905**

(58) **Field of Classification Search** D3/273–274,
D3/276, 281–283, 292–295, 297–298, 315,
D3/904, 905; D9/415; 206/349, 372–373,
206/376–379

See application file for complete search history.

D464,486 S	*	10/2002	Vasudeva	D3/315
D466,296 S	*	12/2002	Hellenberg-Hubar	D3/295
D472,389 S	*	4/2003	Vasudeva	D3/315
D474,599 S	*	5/2003	Shamoon	D3/282
D475,853 S	*	6/2003	Chen	D3/294
6,626,295 B1		9/2003	Vasudeva		
6,648,166 B1		11/2003	Levy		
6,769,588 B1		8/2004	Zheng		
2001/0010291 A1		8/2001	Hu		
2002/0117413 A1		8/2002	Ling		
2002/0117414 A1		8/2002	Kipper et al.		
2003/0015445 A1		1/2003	Levy		
2003/0062273 A1		4/2003	Chiu		
2003/0080010 A1		5/2003	Ho		
2003/0106821 A1		6/2003	Bar-Brez		
2004/0020809 A1		2/2004	Allan et al.		
2004/0040874 A1		3/2004	Chen Chen		
2004/0065574 A1		4/2004	Hernandez, Jr. et al.		
2004/0069668 A1		4/2004	Finnigam		
2004/0188293 A1		9/2004	Lee		
2005/0236290 A1	*	10/2005	Ohi	206/373
2006/0037880 A1	*	2/2006	Wang	206/372

* cited by examiner

Primary Examiner—Philip S. Hyder
Assistant Examiner—RoseLynne (Ulm) Cody
(74) *Attorney, Agent, or Firm*—Jones Day

(56) **References Cited**

U.S. PATENT DOCUMENTS

2,599,011 A	6/1952	Phipard, Jr.	
2,819,792 A	1/1958	Margulis	
4,703,852 A	11/1987	Verdier	
4,773,536 A	9/1988	Rau	
4,834,237 A	5/1989	Henke et al.	
5,114,007 A	5/1992	Chen	
5,130,659 A	7/1992	Sloan	
5,429,235 A	7/1995	Chen	
D382,115 S	* 8/1997	Chang D3/282
5,758,769 A	* 6/1998	Vasudeva 206/372
5,803,254 A	9/1998	Vasudeva	
5,826,718 A	10/1998	Ahern, Jr. et al.	
5,826,719 A	* 10/1998	Chen 206/373
5,887,715 A	3/1999	Vasudeva	
D417,338 S	12/1999	Main	
6,068,123 A	* 5/2000	Chen 206/373
D431,359 S	* 10/2000	Lapidus D3/273
6,129,229 A	10/2000	Dunn et al.	
D436,441 S	1/2001	Lapidus	
D444,300 S	7/2001	Leyshon	

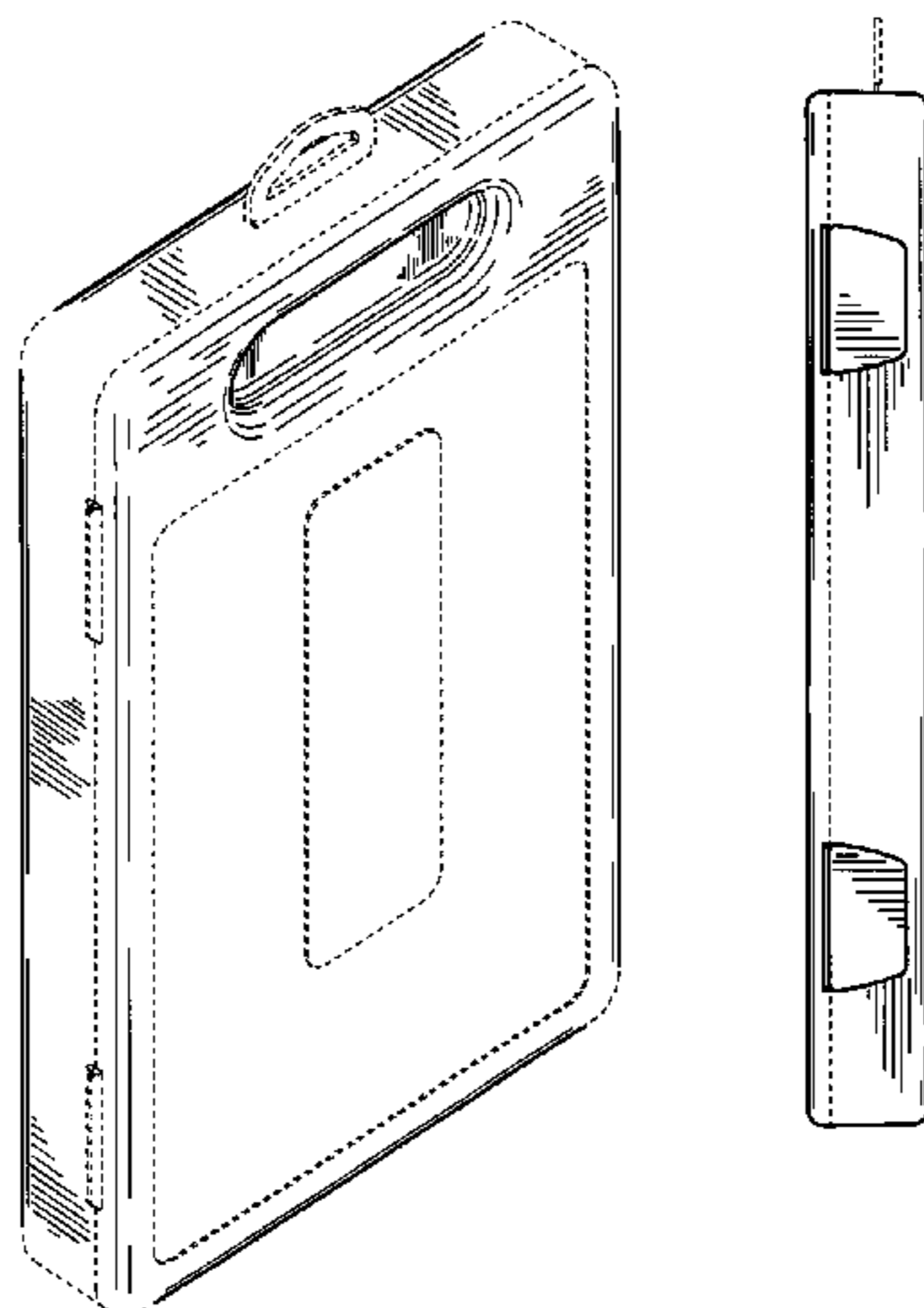
(57) **CLAIM**

The ornamental design for a carrying tray, as shown and described.

DESCRIPTION

FIG. 1 is a perspective view of a carrying tray embodying the ornamental design of the present invention; FIG. 2 is a side view of the carrying tray; FIG. 3 is an opposite side view of the carrying tray; FIG. 4 is a front view of the carrying tray; FIG. 5 is a rear view of the carrying tray; FIG. 6 is a top view of the carrying tray; and, FIG. 7 is a bottom view of the carrying tray. The broken lines in FIGS. 1–7 are for illustrative purposes only and form no part of the claimed design.

1 Claim, 2 Drawing Sheets



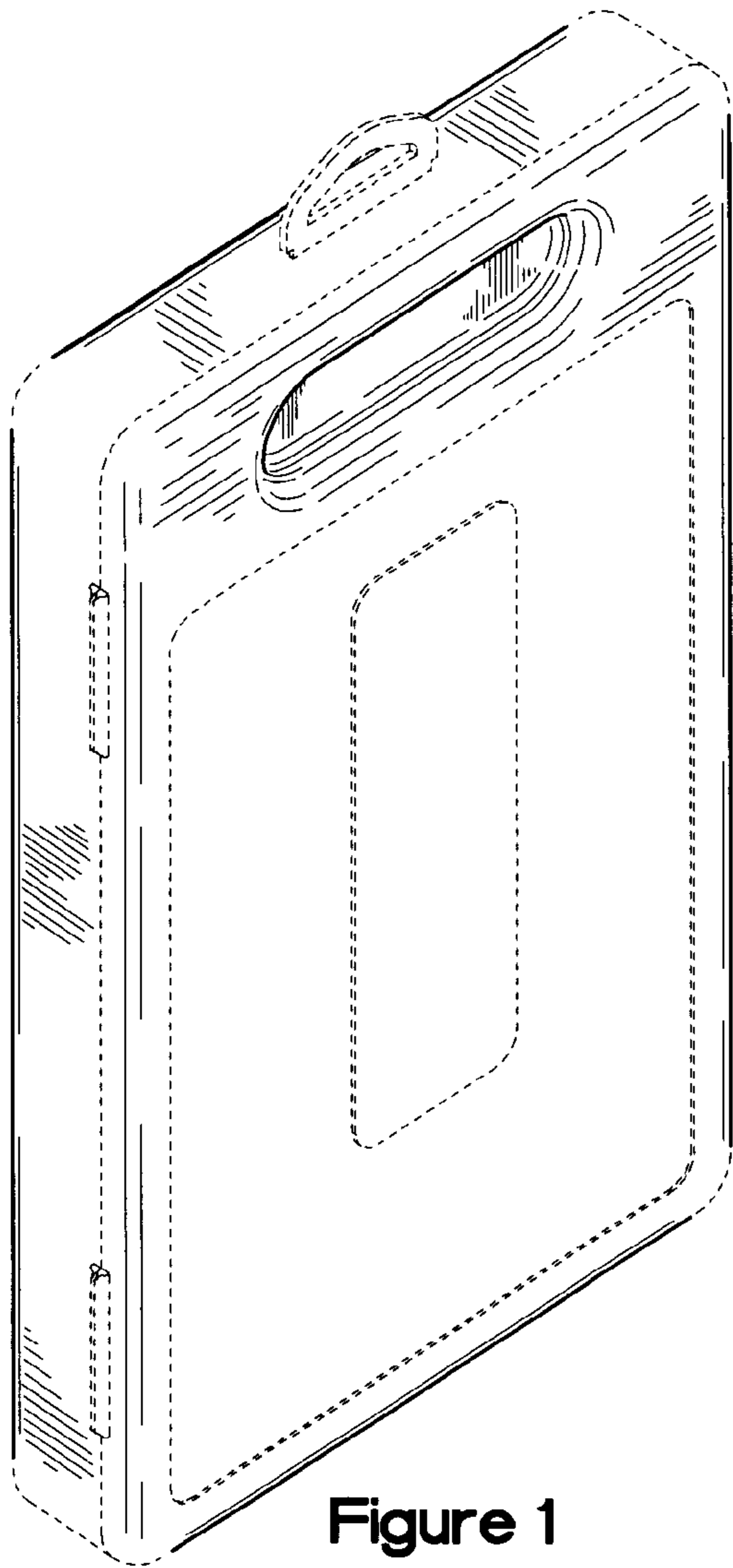


Figure 1

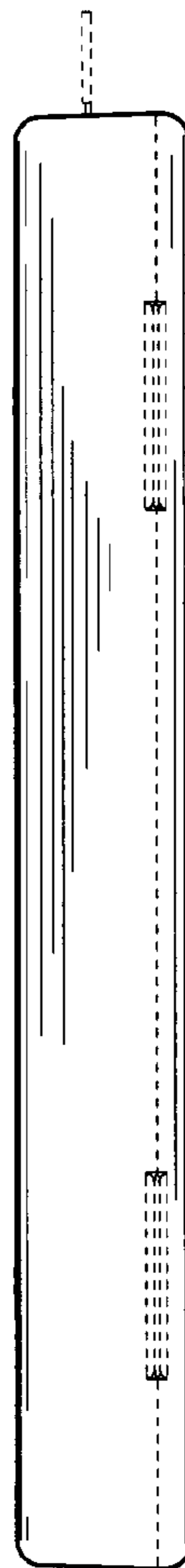


Figure 2




Figure 3

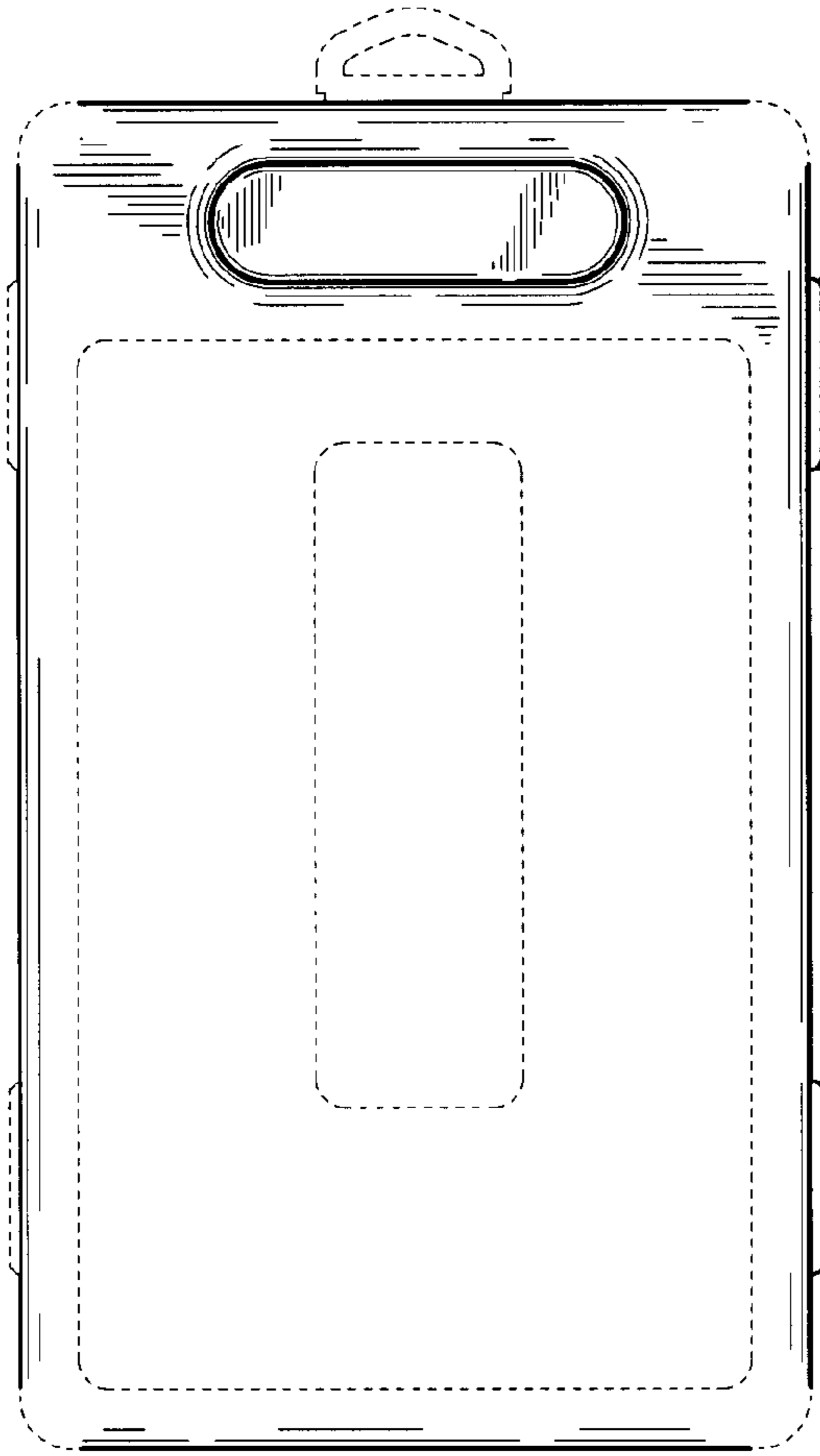


Figure 4




Figure 5

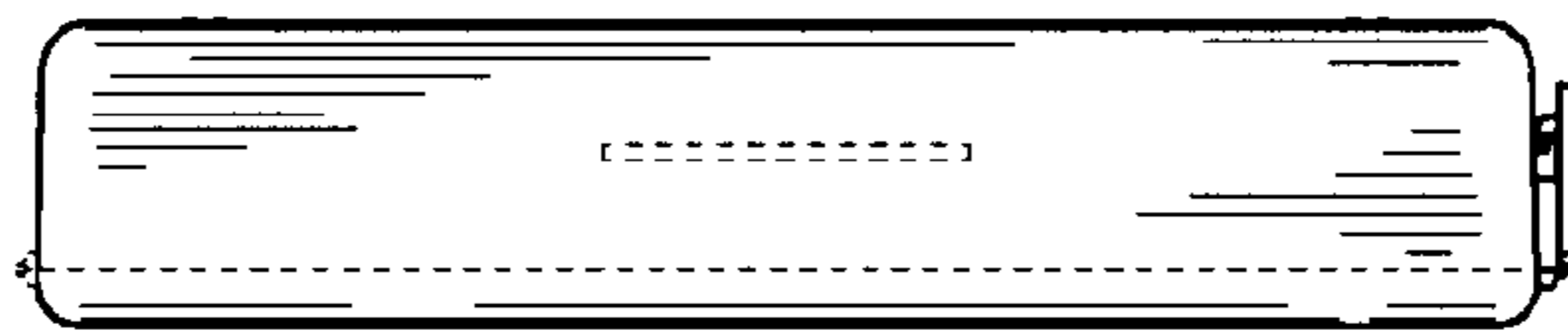


Figure 6




Figure 7