



US00D528295S

(12) **United States Design Patent**
Harvey

(10) **Patent No.:** **US D528,295 S**
(45) **Date of Patent:** **** Sep. 19, 2006**

(54) **WALLET**

4,365,658 A 12/1982 Stevens
5,478,154 A 12/1995 Pappas et al.
D430,971 S 9/2000 Harveys et al.

(75) Inventor: **Dana Harvey**, Santa Ana, CA (US)

(73) Assignee: **Harveys Industries, Inc.**, Santa Ana, CA (US)

(**) Term: **14 Years**

(21) Appl. No.: **29/233,365**

(22) Filed: **Jun. 30, 2005**

(51) **LOC (8) Cl.** **03-01**

(52) **U.S. Cl.** **D3/252**

(58) **Field of Classification Search** D3/263,
D3/265, 266, 245, 246, 252, 303, 232, 247-249;
150/100, 110, 127, 129, 131, 132
See application file for complete search history.

(56) **References Cited**

U.S. PATENT DOCUMENTS

269,802 A 12/1882 Loeb
D105,021 S * 6/1937 Landis D3/243
2,121,154 A * 6/1938 Landis 150/127
2,256,645 A 9/1941 Kuhlman
D132,543 S * 5/1942 Seltzer D3/245
D133,454 S 8/1942 Tashman
D142,482 S * 10/1945 Kaphan D3/245
D227,945 S 7/1973 Hirtz

OTHER PUBLICATIONS

2004 Catalogue showing bags offered for sale by Assignee.

* cited by examiner

Primary Examiner—Louis S. Zarfes

Assistant Examiner—Kathleen Sims

(74) *Attorney, Agent, or Firm*—Knobbe, Martens, Olson & Bear, LLP

(57) **CLAIM**

The ornamental design for a wallet, as shown and described.

DESCRIPTION

FIG. 1 is a front perspective view of the wallet of the present invention;

FIG. 2 is a rear elevational view thereof, the front elevational view being a mirror image thereof;

FIG. 3 is a top plan view thereof;

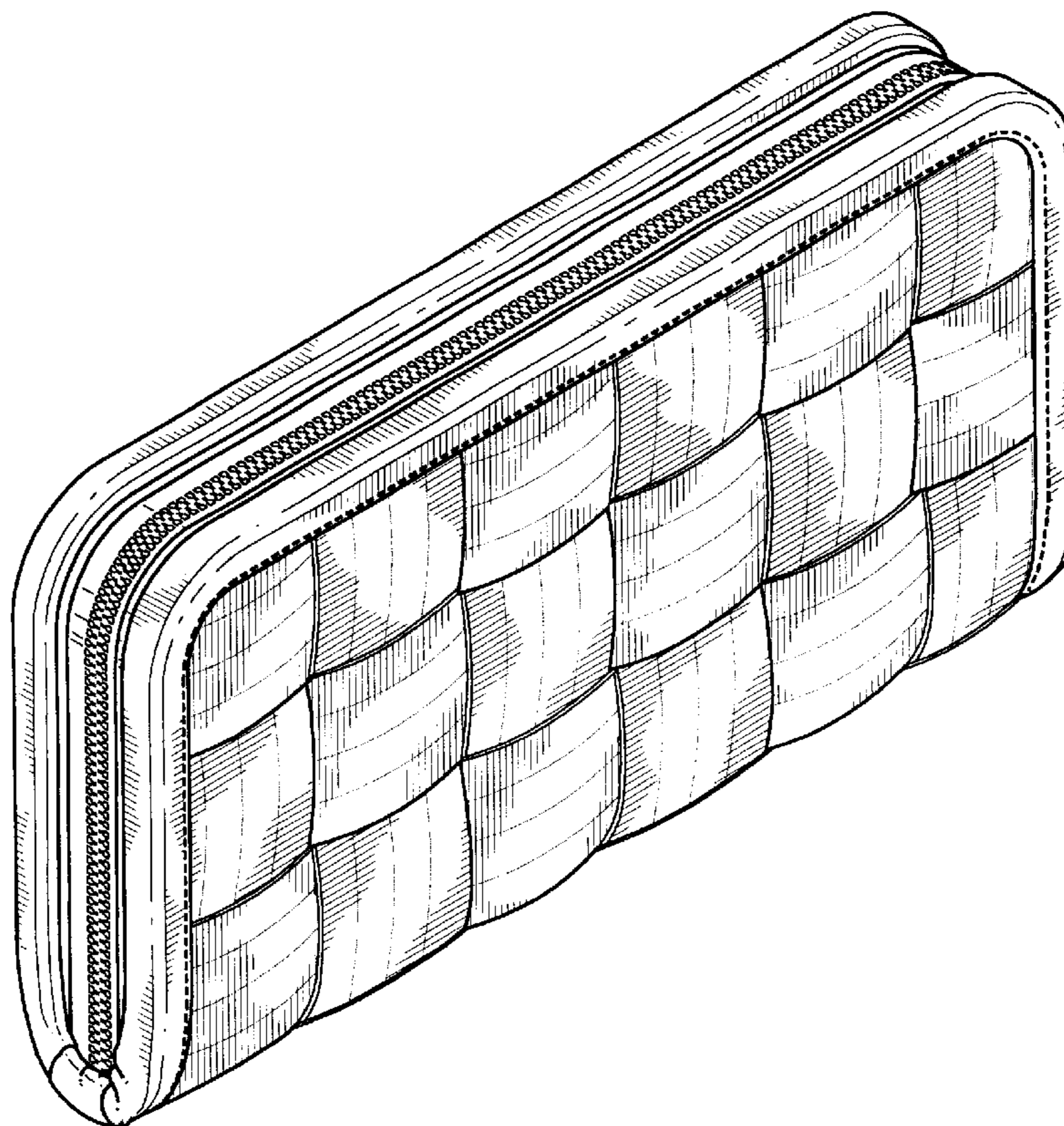
FIG. 4 is a bottom plan view thereof;

FIG. 5 is a left side elevational view thereof; and,

FIG. 6 is a right side elevational view thereof.

The broken lines shown in FIGS. 1 and 2 represent conventional stitching.

1 Claim, 4 Drawing Sheets



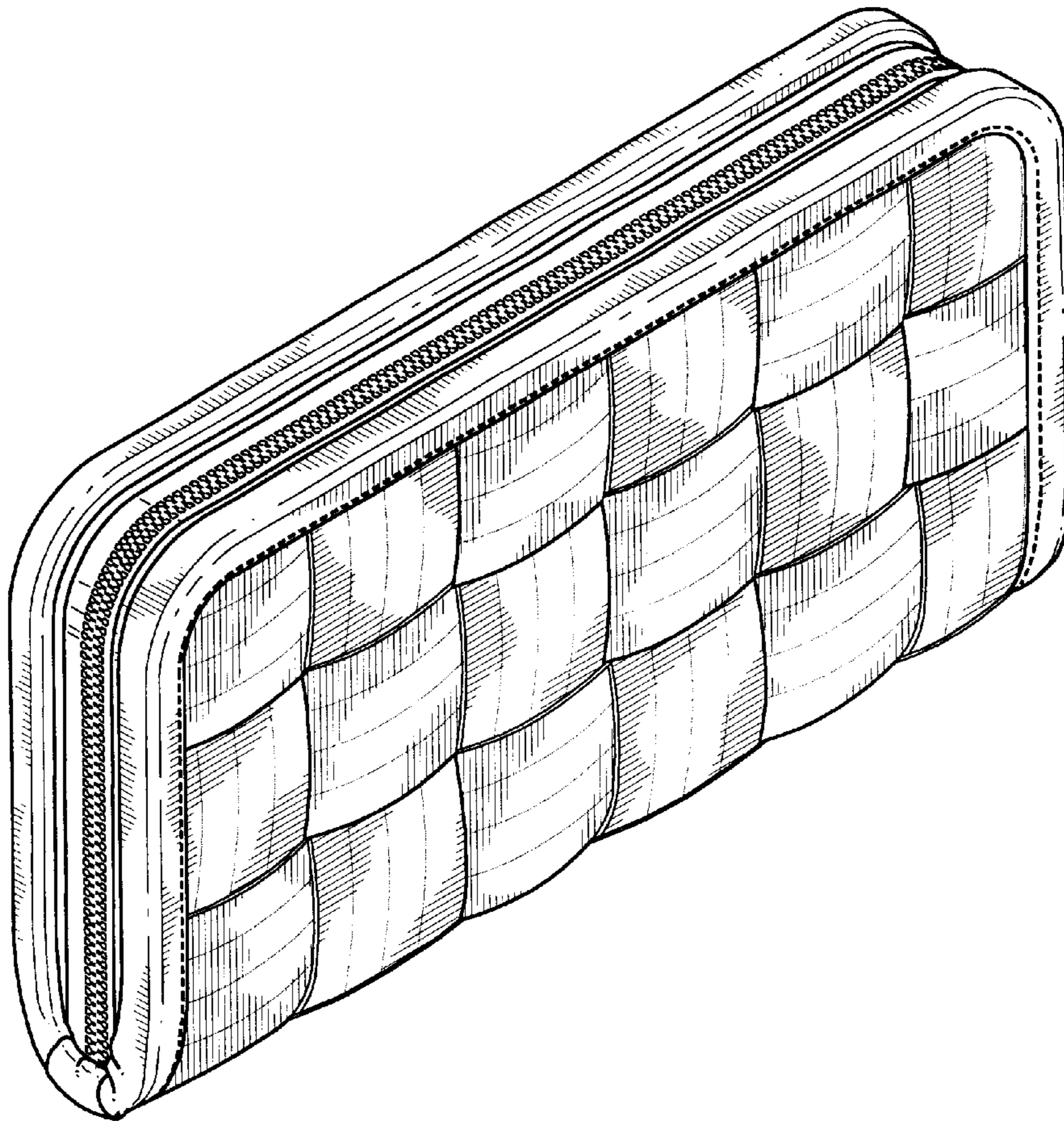


FIG. 1



FIG. 2

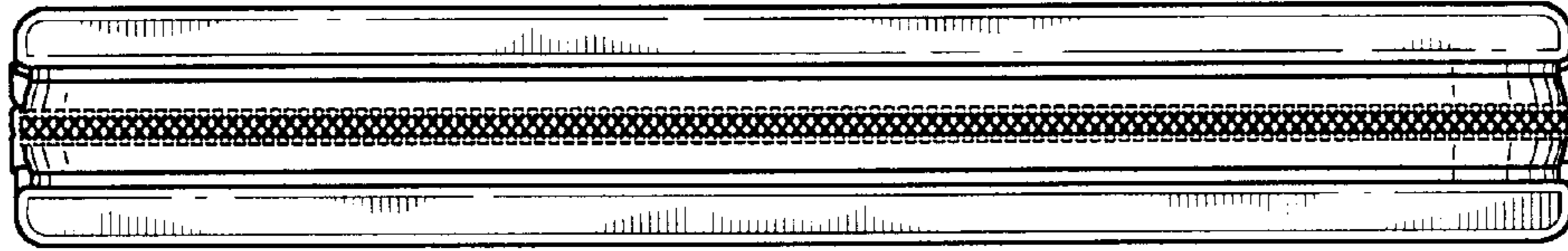


FIG. 3

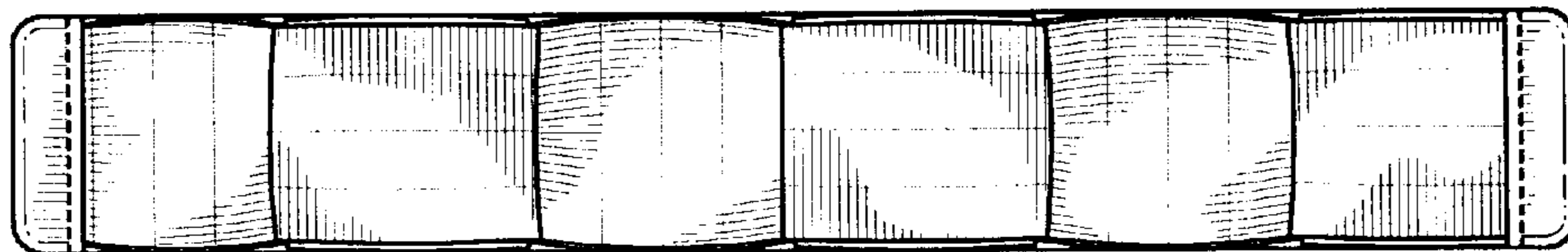


FIG. 4

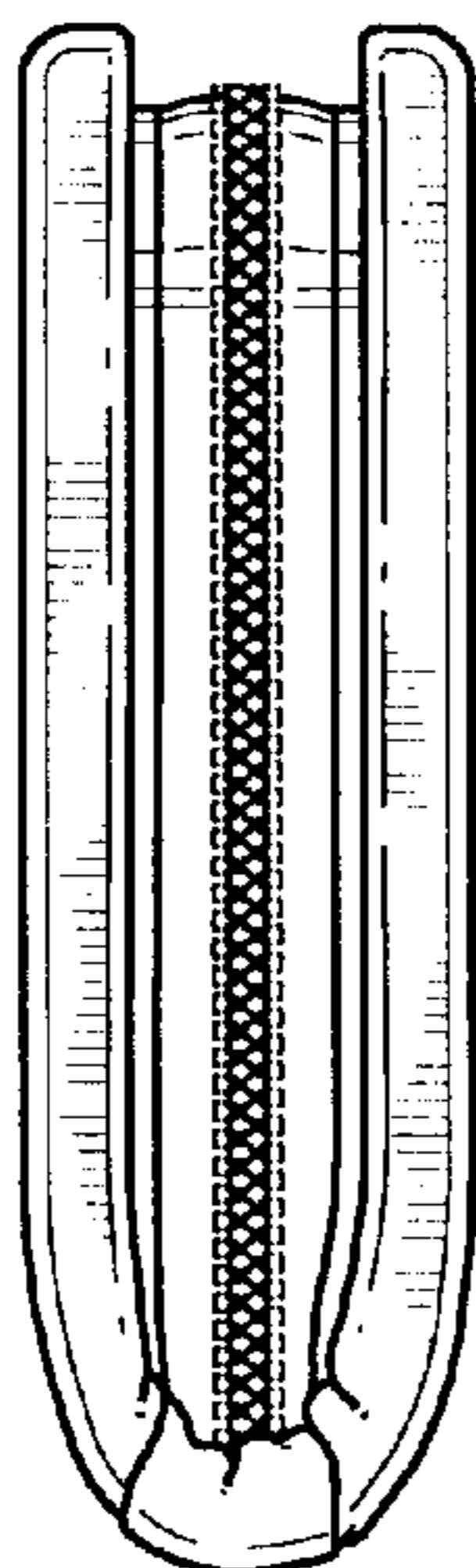


FIG. 5

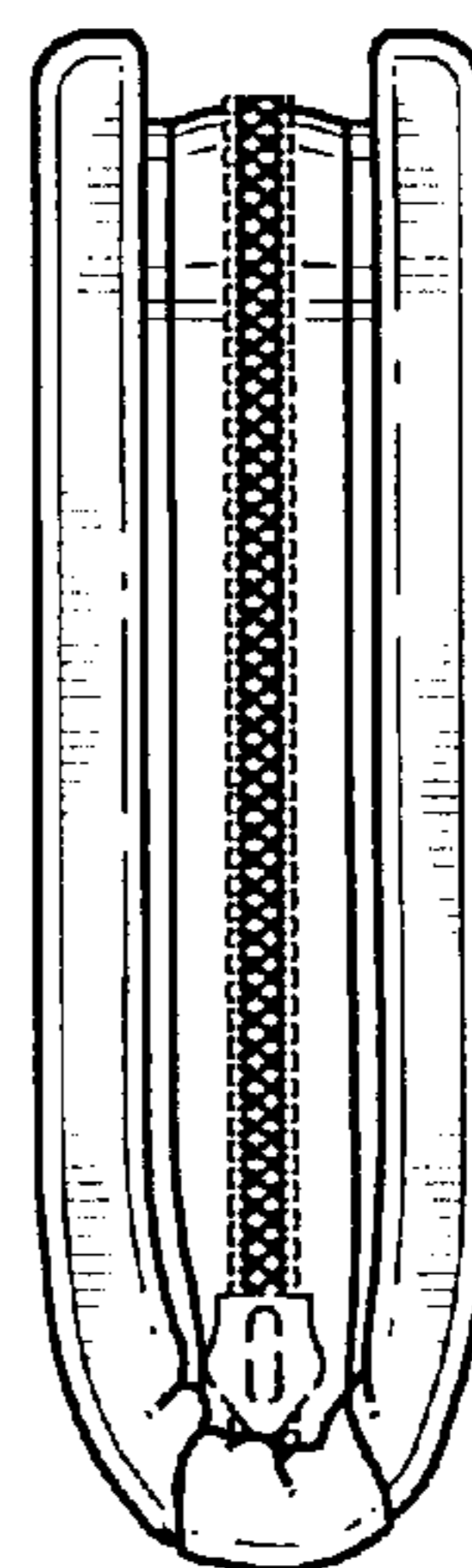


FIG. 6