



US00D528294S

(12) **United States Design Patent**
Higgins et al.

(10) **Patent No.:** **US D528,294 S**

(45) **Date of Patent:** **** Sep. 19, 2006**

(54) **PURSE**

(76) Inventors: **Alex D. Higgins**, 1510 N. Wood St.,
Chicago, IL (US) 60622; **Thomas**
Matzen, 2901 Washington St., Apt. 3,
San Francisco, CA (US) 91445

(**) **Term:** **14 Years**

(21) **Appl. No.:** **29/231,724**

(22) **Filed:** **Jun. 9, 2005**

(51) **LOC (8) Cl.** **03-01**

(52) **U.S. Cl.** **D3/242**

(58) **Field of Classification Search** D3/201,
D3/205, 230, 231, 232, 233, 234, 238, 239,
D3/240, 241, 242, 243, 244, 245, 246, 247,
D3/251, 273, 288, 290, 294, 226, 227, 900,
D3/901; 150/106, 107, 108, 110, 111, 112
See application file for complete search history.

(56) **References Cited**

U.S. PATENT DOCUMENTS

D130,147 S	10/1941	Allen	
D165,239 S	* 11/1951	Pichel	D3/242
3,608,599 A	* 9/1971	Spear	150/110
D237,611 S	11/1975	Minneman	
D240,822 S	* 8/1976	Burke	D3/230
D251,217 S	3/1979	Mucha	
D254,343 S	3/1980	Babcock	
4,345,703 A	8/1982	Allen	
D276,572 S	* 12/1984	Bethea	D3/230
D278,225 S	4/1985	Heiman et al.	
D292,847 S	11/1987	Barker	
D324,136 S	2/1992	Lee	

D343,055 S	1/1994	Child et al.	
D365,322 S	12/1995	Hrib	
D385,416 S	10/1997	Runner	
D393,940 S	* 5/1998	Akutsu	D3/226
D401,056 S	11/1998	Akutsu	
6,223,960 B1	5/2001	Powell et al.	
6,293,450 B1	9/2001	Aron	
D485,061 S	1/2004	Noell et al.	
D504,230 S	4/2005	Thomas	
D507,875 S	* 8/2005	Hillman	D3/273
2002/0108981 A1	8/2002	Smith	

* cited by examiner

Primary Examiner—Louis S. Zarfaz

Assistant Examiner—Monica A. Weingart

(74) *Attorney, Agent, or Firm*—Banner & Witcoff, Ltd.

(57) **CLAIM**

The ornamental design for a purse, as shown and described.

DESCRIPTION

FIG. 1 is a front perspective view of a purse showing our new design;

FIG. 2 is a front view thereof;

FIG. 3 is a rear view thereof;

FIG. 4 is a top view thereof;

FIG. 5 is a bottom view thereof; and,

FIG. 6 thereof is a right side view thereof, the left side being a mirror image thereof.

The strap is shown broken away in the views to indicate indeterminate length.

The broken line showing of straps and fastening elements is for illustrative purposes only and forms no part of the claimed design.

1 Claim, 3 Drawing Sheets

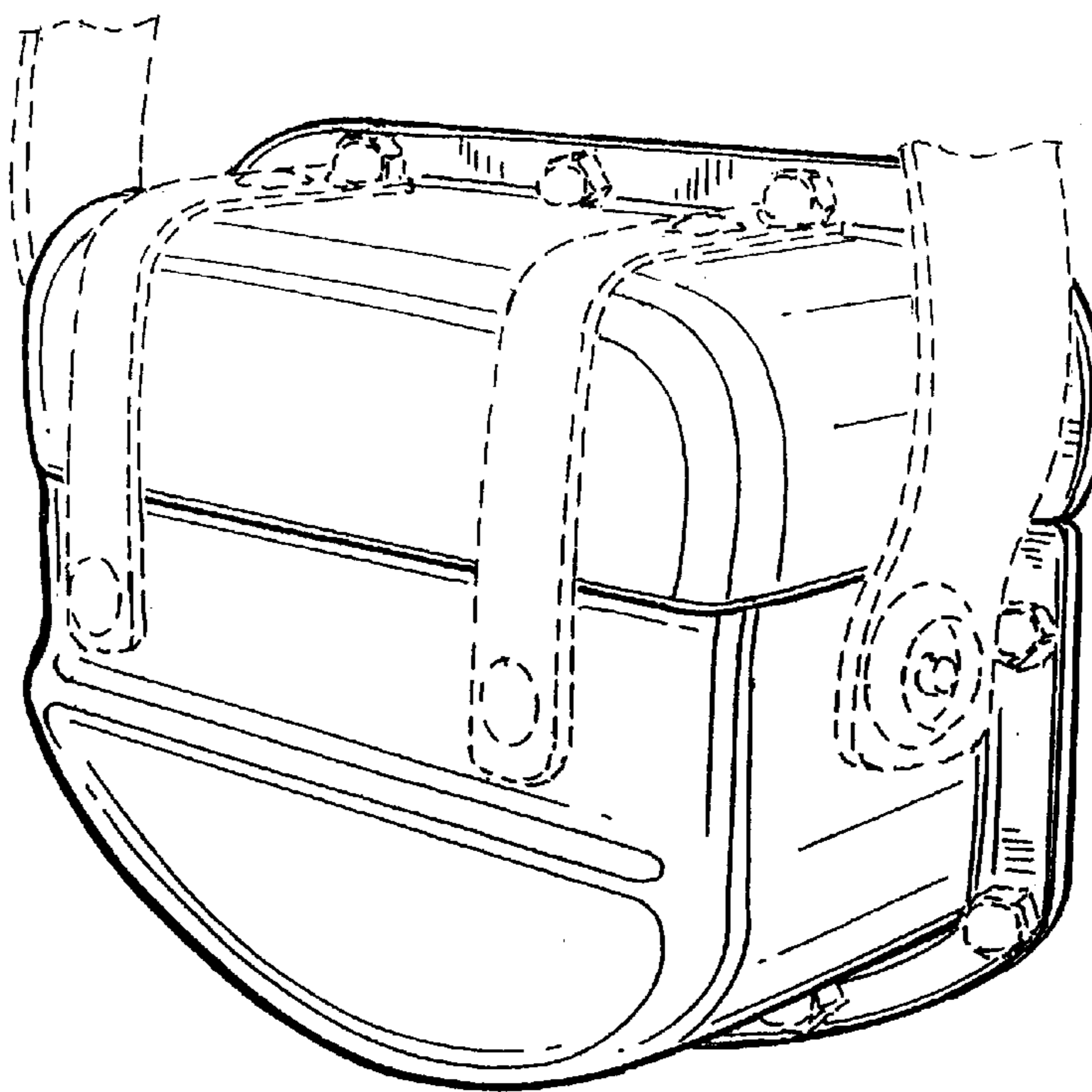




FIG. 1

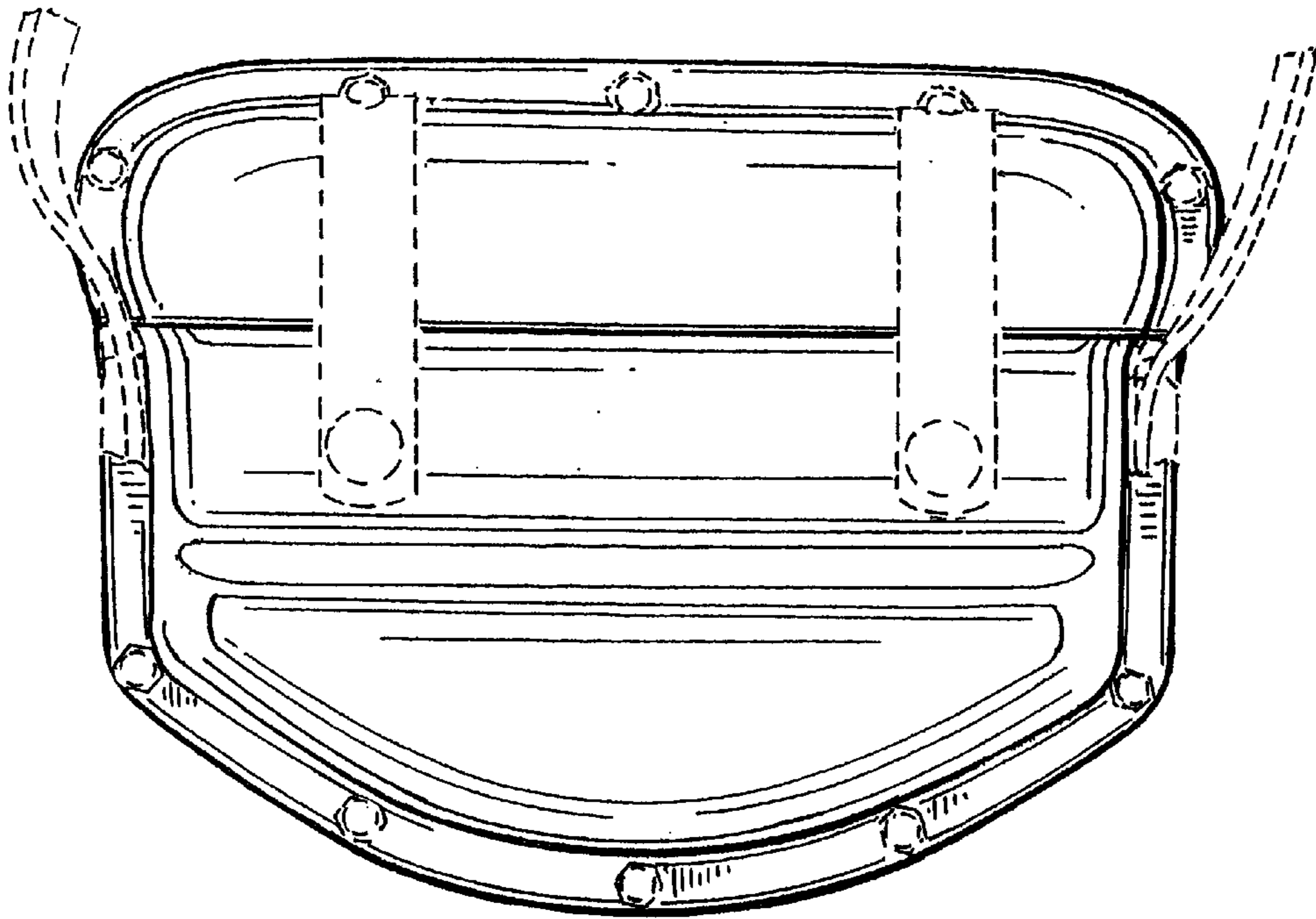


FIG. 2

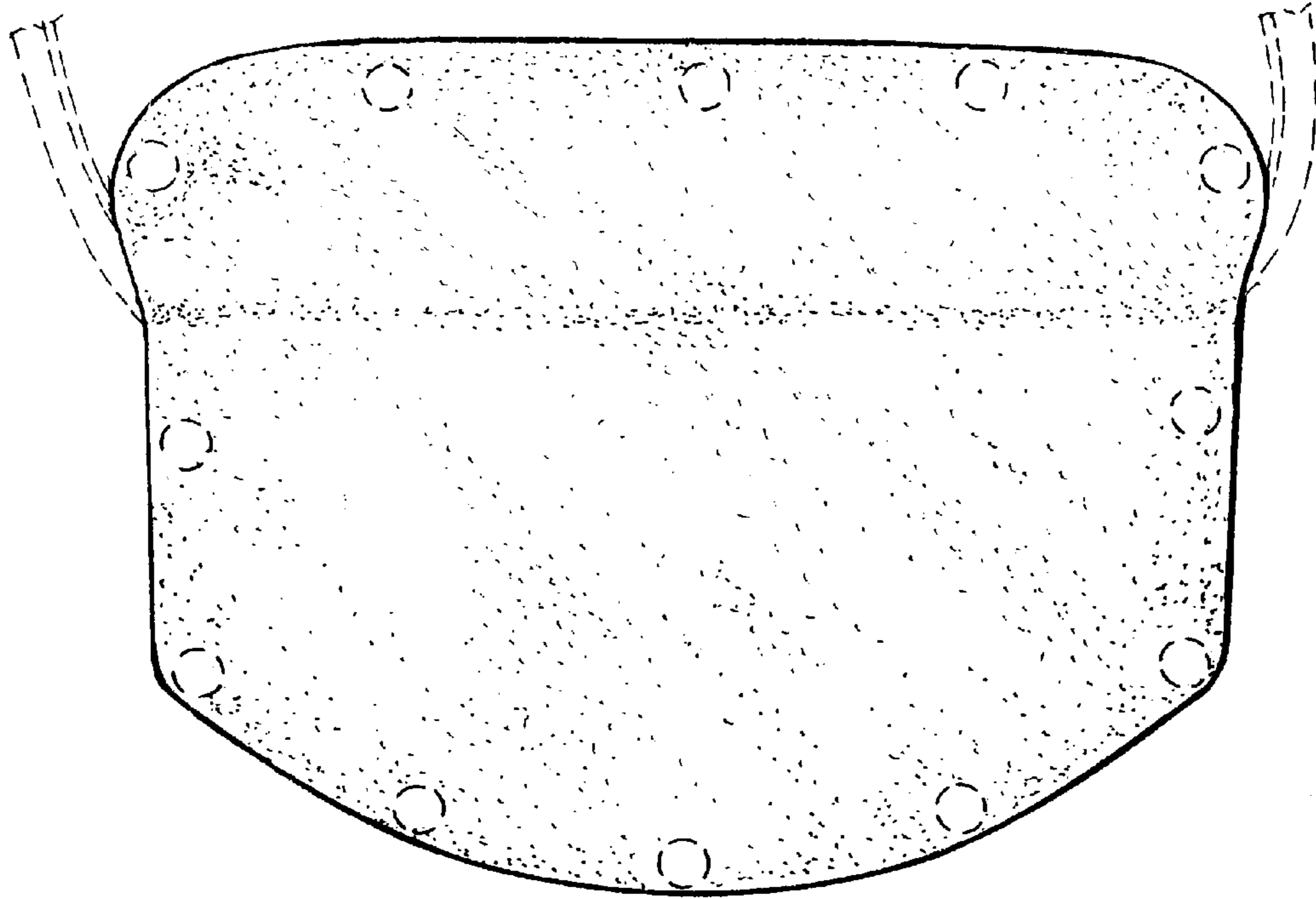


FIG. 3

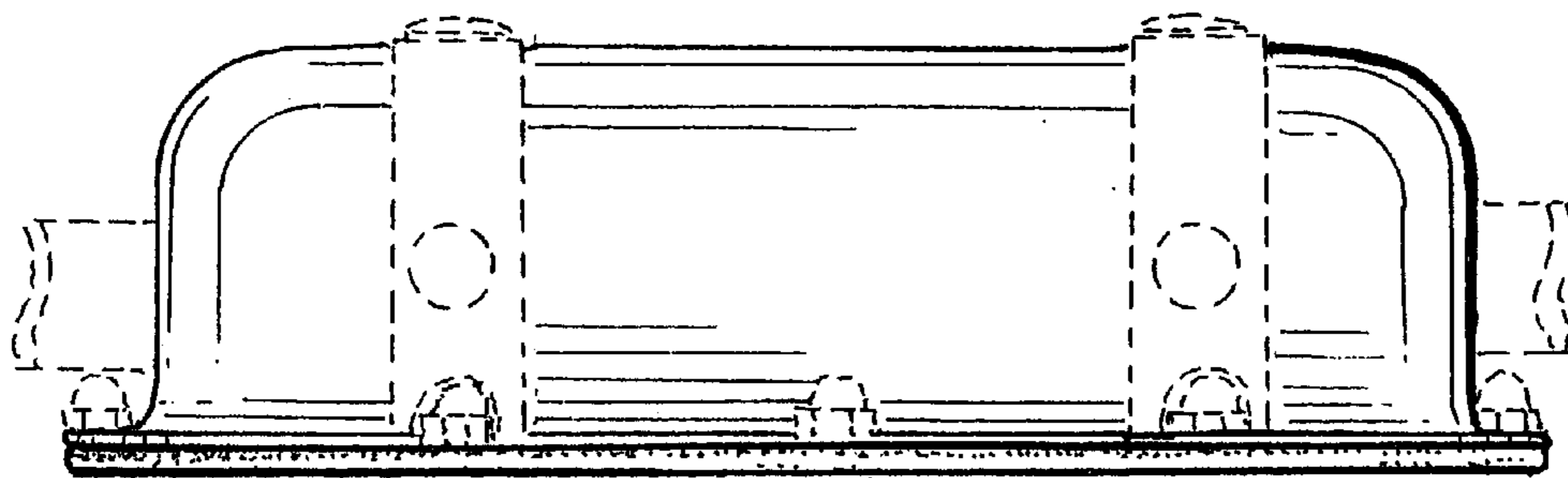


FIG. 4

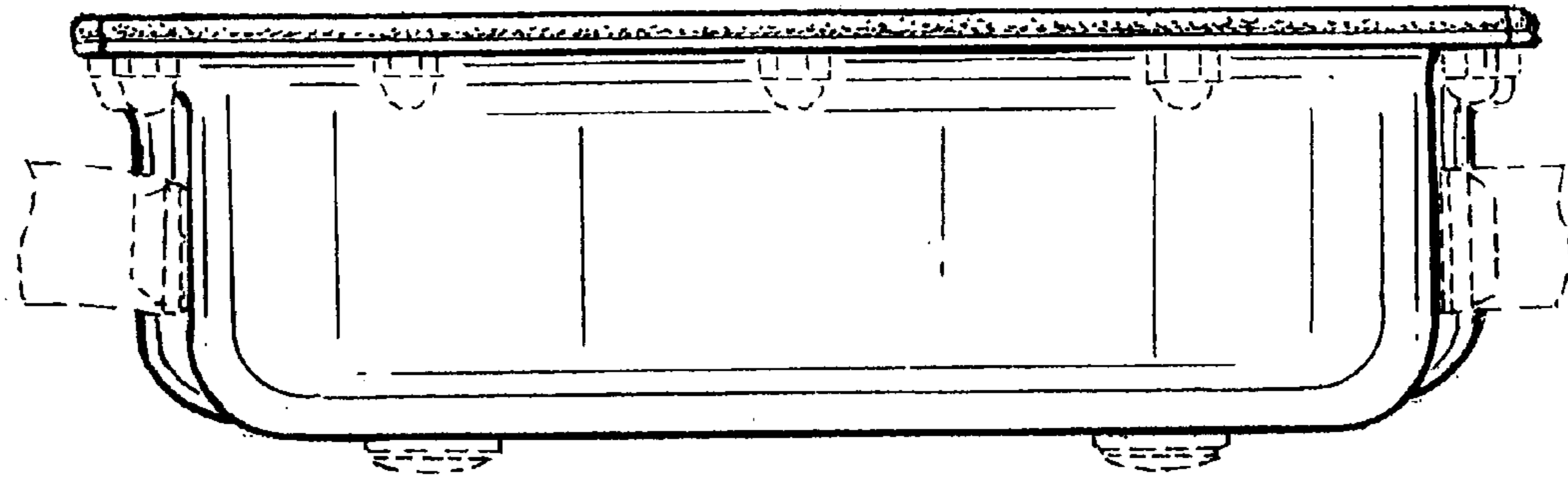


FIG. 5

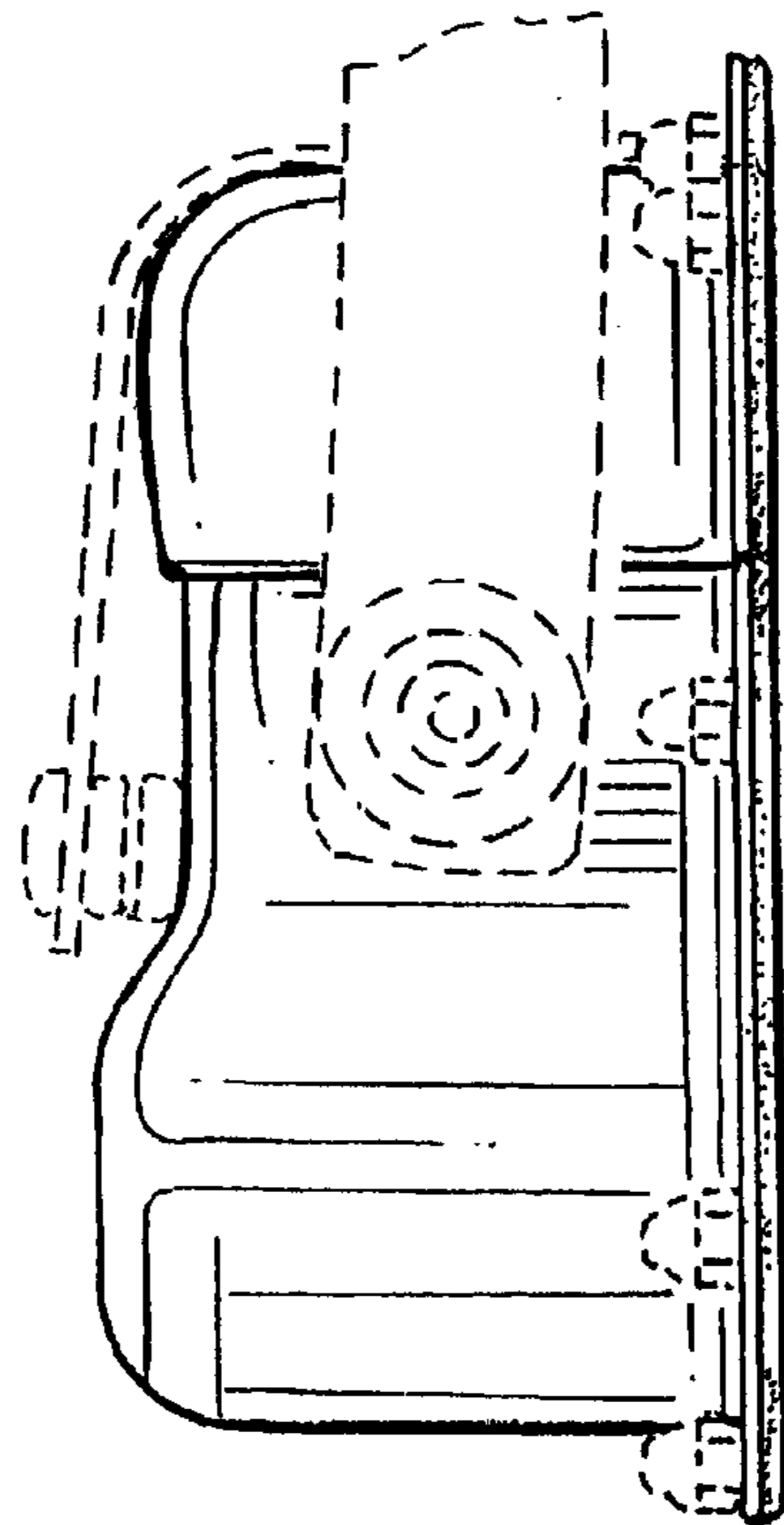


FIG. 6