



US00D528287S

(12) **United States Design Patent**
Kahng

(10) **Patent No.:** **US D528,287 S**

(45) **Date of Patent:** **** Sep. 19, 2006**

(54) **UMBRELLA HANDLE WITH CLIP**

(75) **Inventor:** **David Kahng**, 310 W. 106th St., Apt. 14D, New York, NY (US) 10025

(73) **Assignee:** **David Kahng**, New York, NY (US)

(**) **Term:** **14 Years**

(21) **Appl. No.:** **29/225,250**

(22) **Filed:** **Mar. 1, 2005**

(51) **LOC (8) Cl.** **03-03**

(52) **U.S. Cl.** **D3/13**

(58) **Field of Classification Search** D3/5-17;
135/15.1, 17, 24.72, 44, 25.4, 72, 76, 40,
135/24, 6, 65; D8/300, 303
See application file for complete search history.

(56) **References Cited**

U.S. PATENT DOCUMENTS

D290,547 S	*	6/1987	Cain	D3/12
D291,261 S	*	8/1987	Cain	D3/12
D310,135 S	*	8/1990	Cain	D3/12
D312,724 S	*	12/1990	Cain	D3/12
D316,480 S	*	4/1991	Cain	D3/12
D316,630 S	*	5/1991	Cain	D3/12

D316,777 S	*	5/1991	Cain	D3/12
D319,059 S	*	8/1991	Divine	D14/168
D325,467 S	*	4/1992	Cain	D3/12
D327,166 S	*	6/1992	Barker	D3/13
D338,327 S	*	8/1993	Lewis	D3/5
D351,942 S	*	11/1994	Shaw	D3/13
D379,710 S	*	6/1997	Kreinces et al.	D3/12
D477,459 S	*	7/2003	Kuo	D3/12
D485,056 S	*	1/2004	Headley	D3/12
D491,349 S	*	6/2004	Headley	D3/12
6,779,536 B1	*	8/2004	Kuo	135/24
2004/0025914 A1	*	2/2004	Kuo	135/24

* cited by examiner

Primary Examiner—Sandra S. Snapp

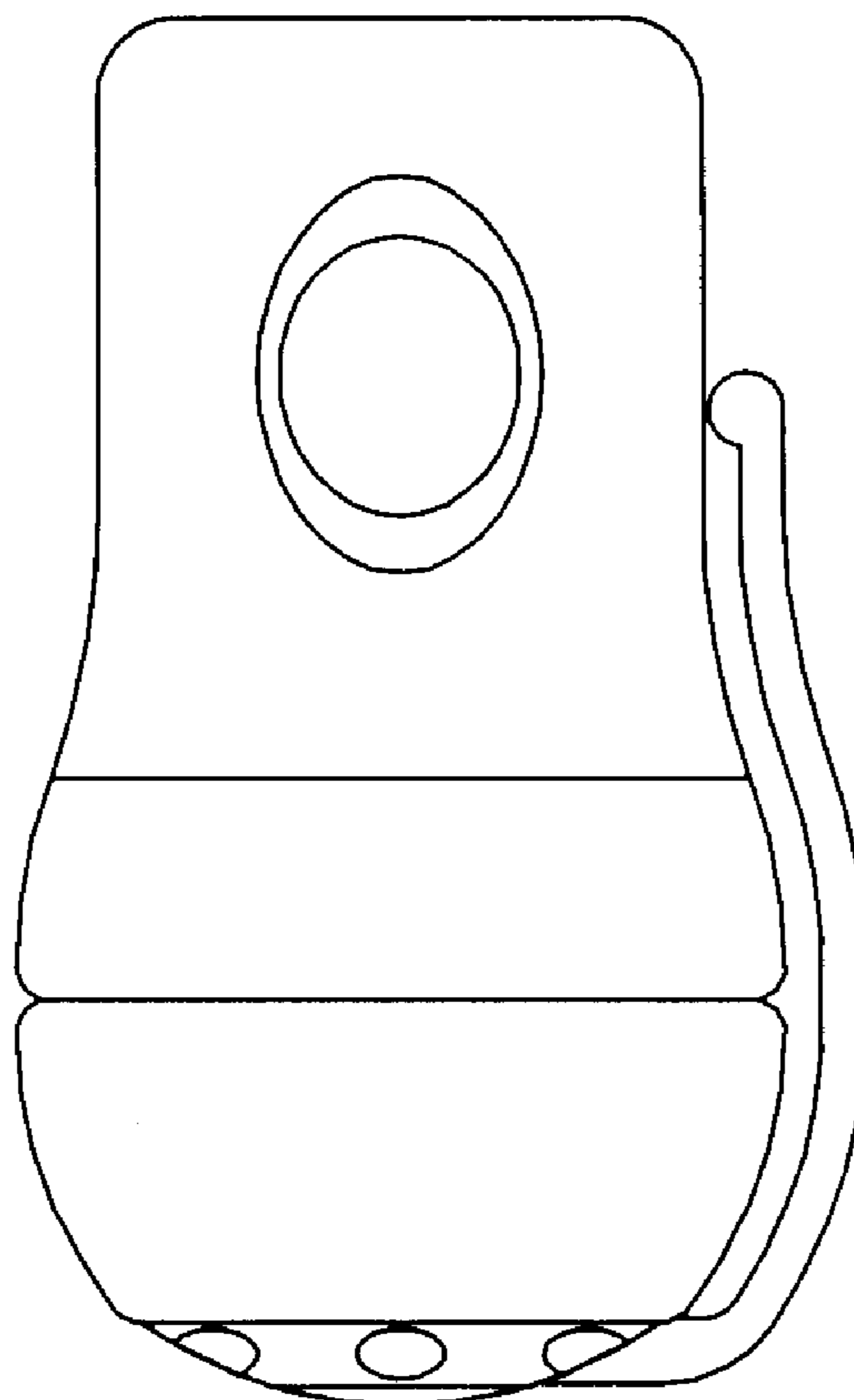
(57) **CLAIM**

The ornamental design for an umbrella handle with clip, as shown and described.

DESCRIPTION

FIG. 1 is a front view of umbrella handle with clip
FIG. 2 is a back view of umbrella handle with clip; and,
FIG. 3 is a bottom view of umbrella handle with clip.
My umbrella handle is characterized by a unique bulb shape and slip clip.

1 Claim, 2 Drawing Sheets



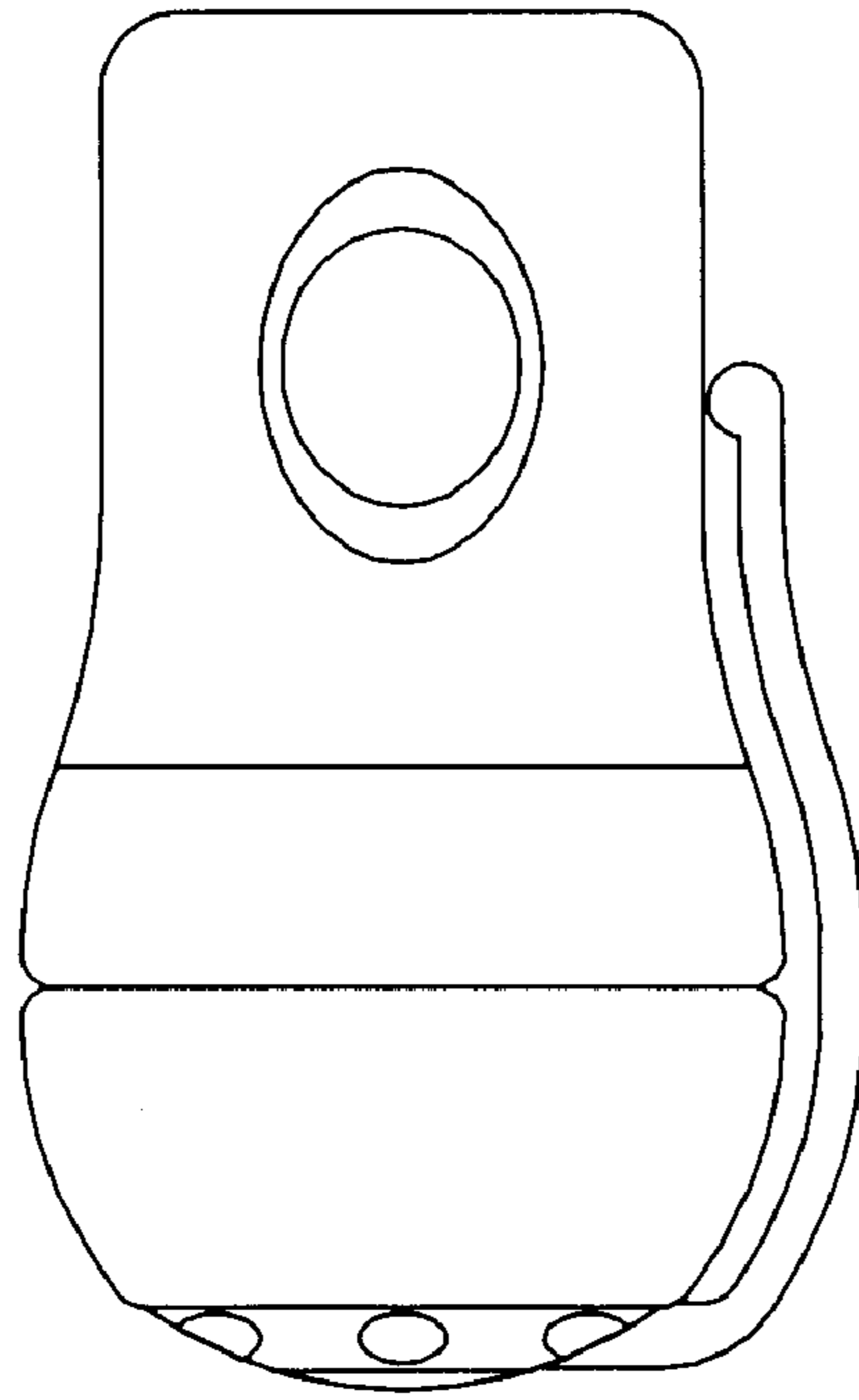


Fig.1

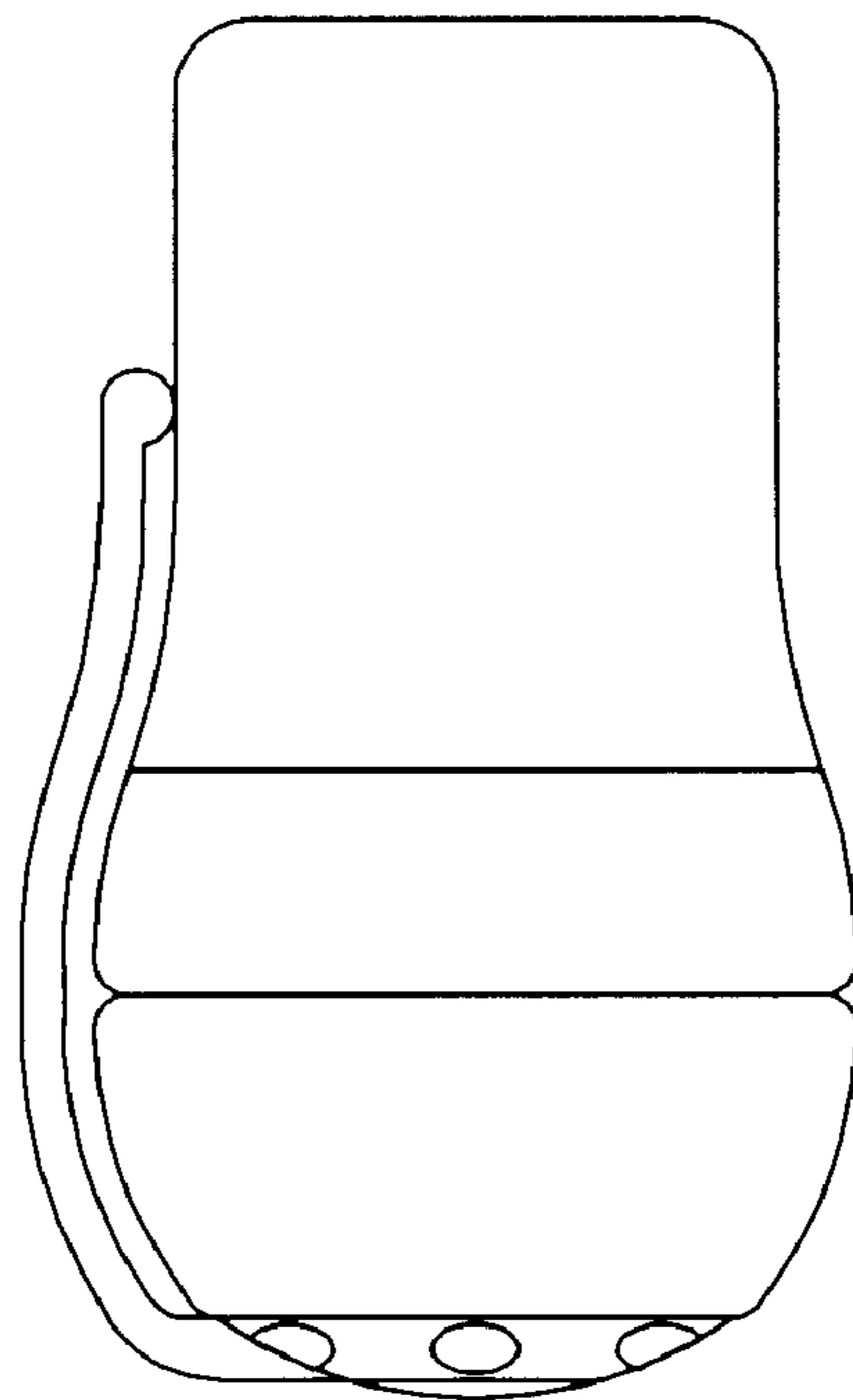


Fig.2

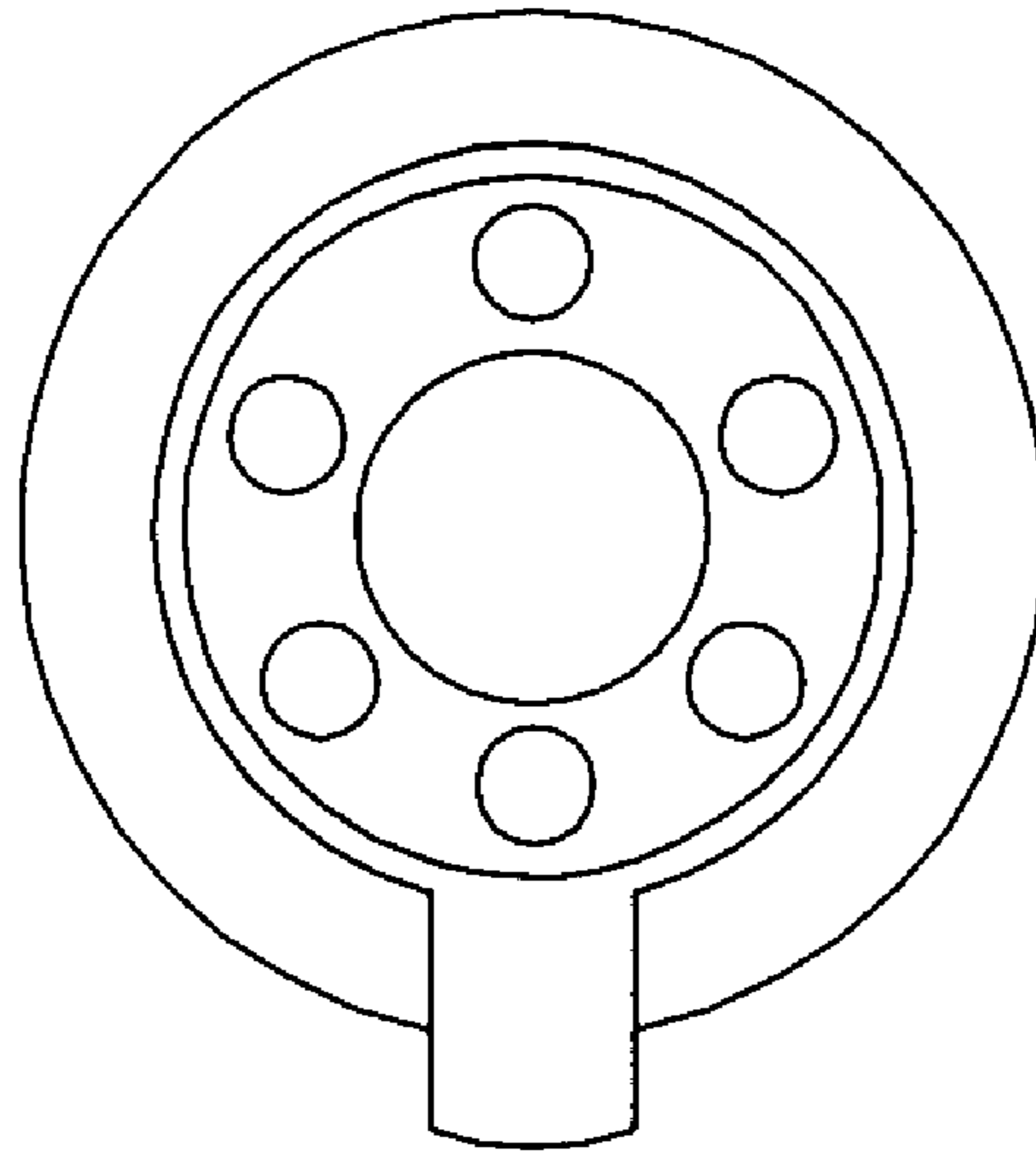


Fig. 3