



US00D528271S

(12) **United States Design Patent**
Issler

(10) **Patent No.:** **US D528,271 S**

(45) **Date of Patent:** **** Sep. 19, 2006**

- (54) **SHOE**
- (75) Inventor: **David C. Issler**, North Andover, MA (US)
- (73) Assignee: **Columbia Insurance Company**, Omaha, NE (US)
- (**) Term: **14 Years**
- (21) Appl. No.: **29/219,245**
- (22) Filed: **Dec. 14, 2004**
- (51) **LOC (8) Cl.** **02-04**
- (52) **U.S. Cl.** **D2/923**
- (58) **Field of Classification Search** D2/923, D2/896, 903, 913-916, 926, 927, 969; 36/10, 36/11, 106, 114, 115
See application file for complete search history.

4,908,963 A	3/1990	Krajcir et al.	36/77
4,995,174 A	2/1991	Hong et al.	
5,048,203 A	9/1991	Kling	36/32
5,185,944 A	2/1993	Okajima	36/45
D339,465 S *	9/1993	Teague	D2/953
5,499,459 A	3/1996	Tomaro	
5,526,584 A	6/1996	Bleimhofer et al.	
D377,712 S *	2/1997	Avar et al.	D2/972
D389,993 S *	2/1998	Ryan	D2/953
5,738,937 A	4/1998	Baychar	
D425,292 S *	5/2000	Matis	D2/969
D440,034 S *	4/2001	Matis	D2/969
D441,521 S *	5/2001	Matis	D2/969
D457,715 S *	5/2002	Wilson	D2/969
D479,904 S *	9/2003	Magro	D2/916
D483,938 S *	12/2003	Laberge	D2/973

* cited by examiner

Primary Examiner—Stella Reid
Assistant Examiner—Rashida C. McCoy
 (74) *Attorney, Agent, or Firm*—St. Onge Steward Johnston & Reens LLC

(56) **References Cited**

U.S. PATENT DOCUMENTS

1,974,543 A	9/1934	Reymond	
2,046,217 A	6/1936	Strauss	
2,079,237 A	5/1937	Allard	
2,160,768 A	5/1939	Wasser	
2,344,069 A	3/1944	Wasser	
D155,956 S *	11/1949	Wood	D2/969
3,091,871 A	6/1963	Tronche	
3,175,310 A	3/1965	MacQuaid	
3,175,311 A	3/1965	MacQuaid	
3,191,321 A	6/1965	Brutting	
3,213,551 A	10/1965	Krauss	
3,407,518 A	10/1968	MacQuaid	
3,525,165 A	8/1970	Randall	
3,561,142 A	2/1971	Streit et al.	
4,231,170 A	11/1980	Griswold	36/72
4,366,629 A	1/1983	Scherz	36/4
D280,254 S *	8/1985	Carvajal Pavon	D2/918
4,562,652 A	1/1986	Hensler	36/102
D288,861 S *	3/1987	Vaccaro	D2/918
D294,076 S *	2/1988	Birrittella	D2/918

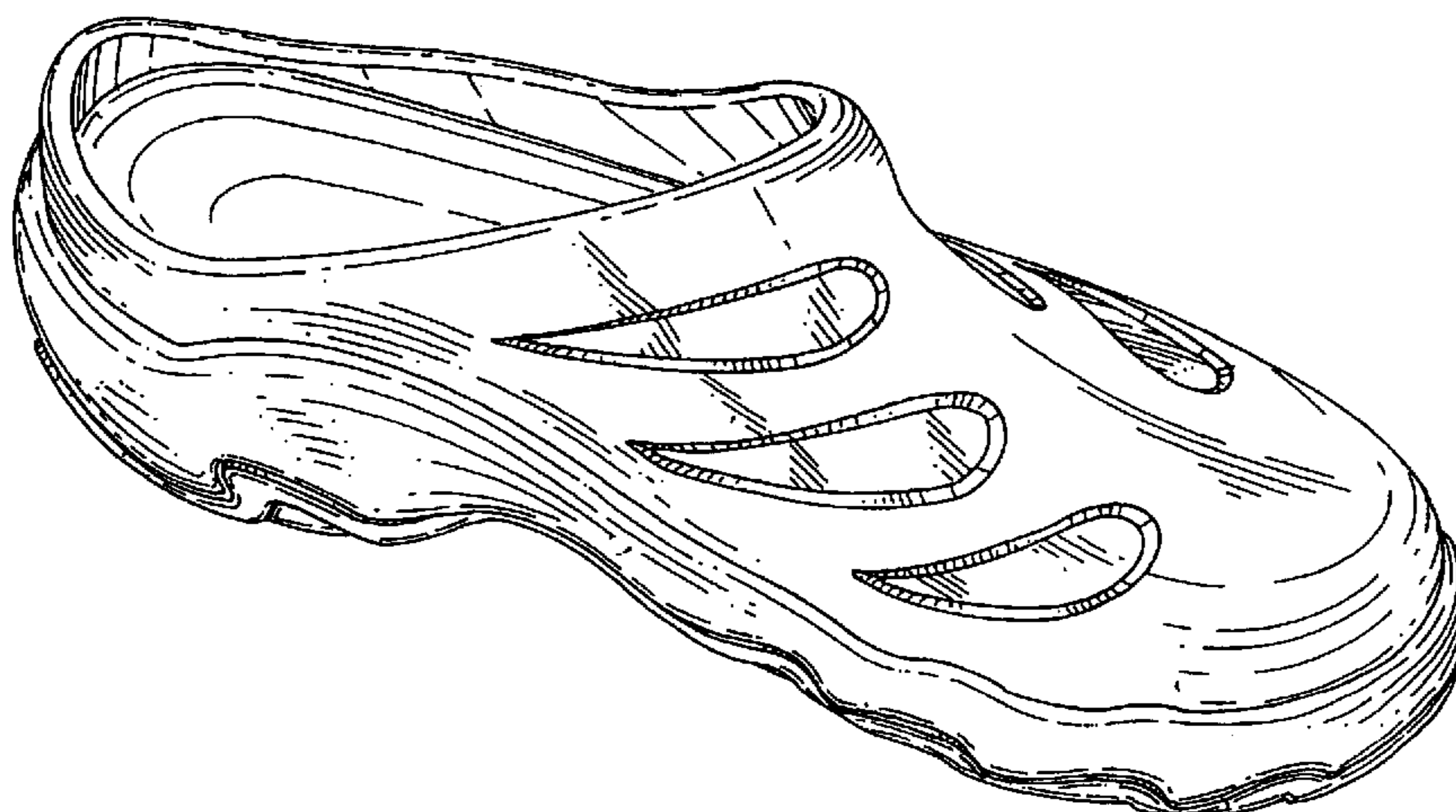
(57) **CLAIM**

The ornamental design for a shoe, as shown and described.

DESCRIPTION

FIG. 1 is a top perspective view of a shoe in accordance with the new design;
 FIG. 2 is a top view thereof;
 FIG. 3 is a bottom view thereof;
 FIG. 4 is a left view thereof;
 FIG. 5 is a right view thereof;
 FIG. 6 is a front view thereof;
 FIG. 7 is a back view thereof;
 FIG. 8 is a bottom perspective view thereof;
 FIG. 9 is a cross sectional view of the shoe along line 9—9; and,
 FIG. 10 is a cross sectional view of the shoe along line 10—10.

1 Claim, 6 Drawing Sheets



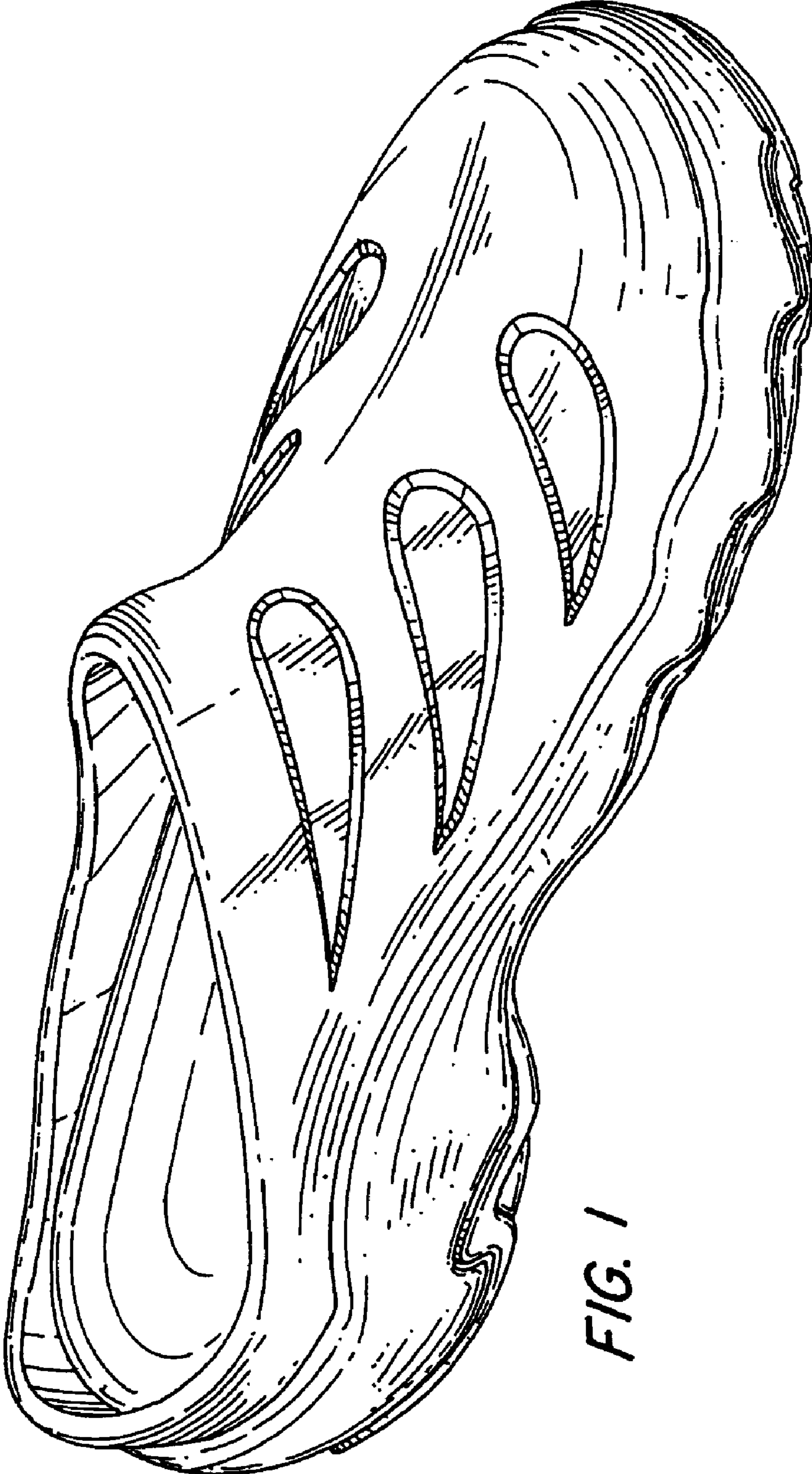


FIG. 1

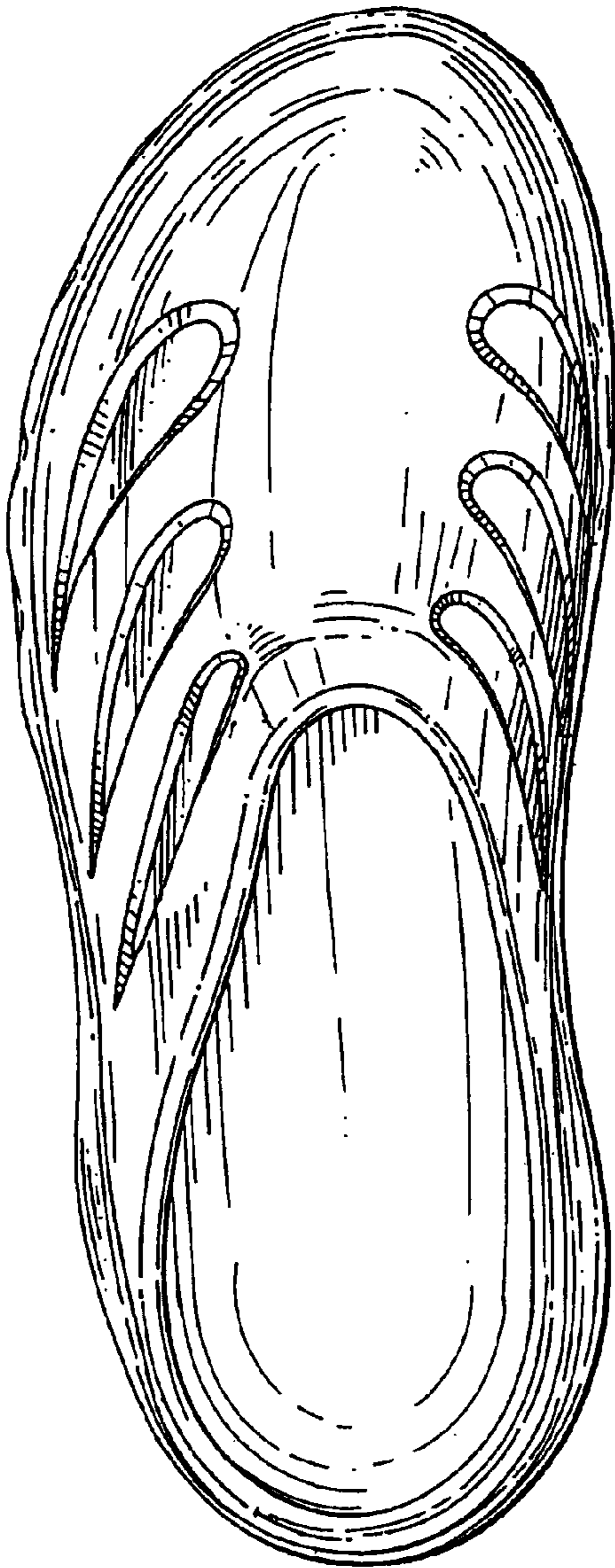


FIG. 2

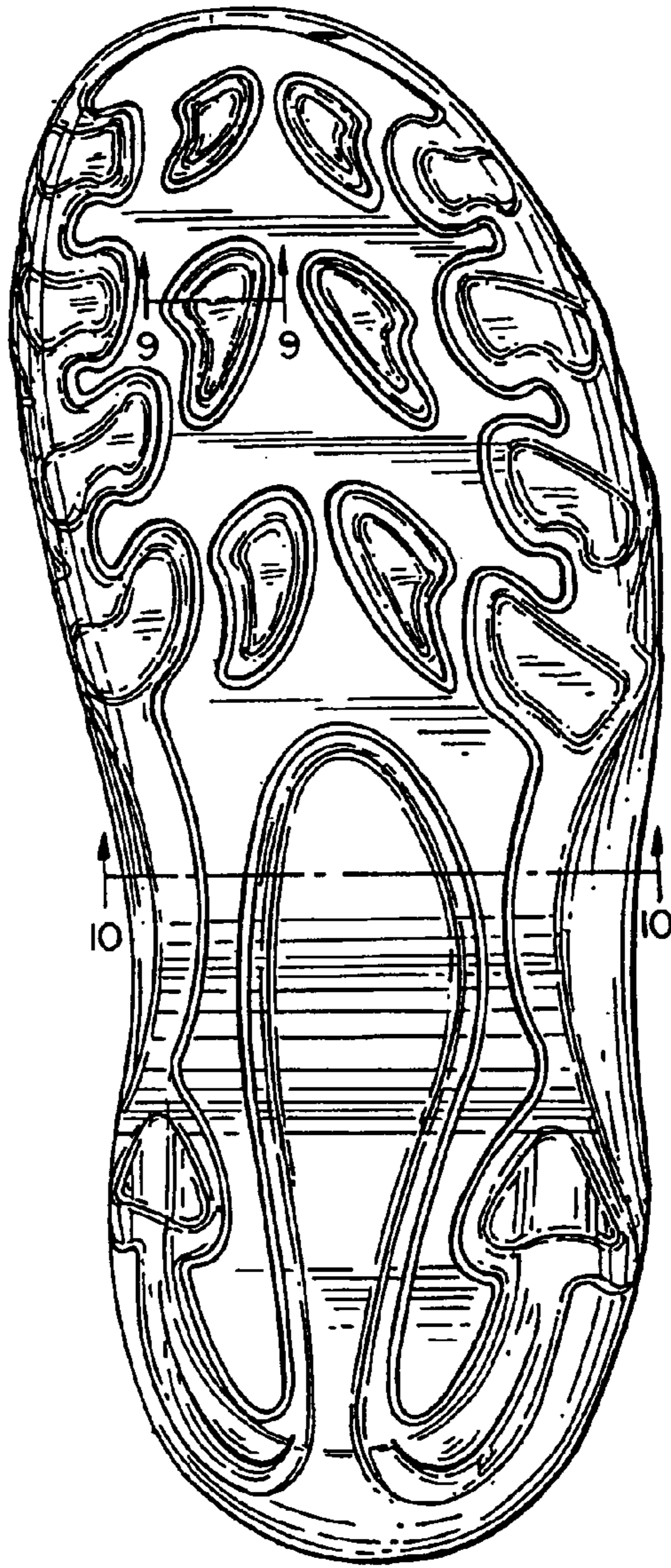


FIG. 3

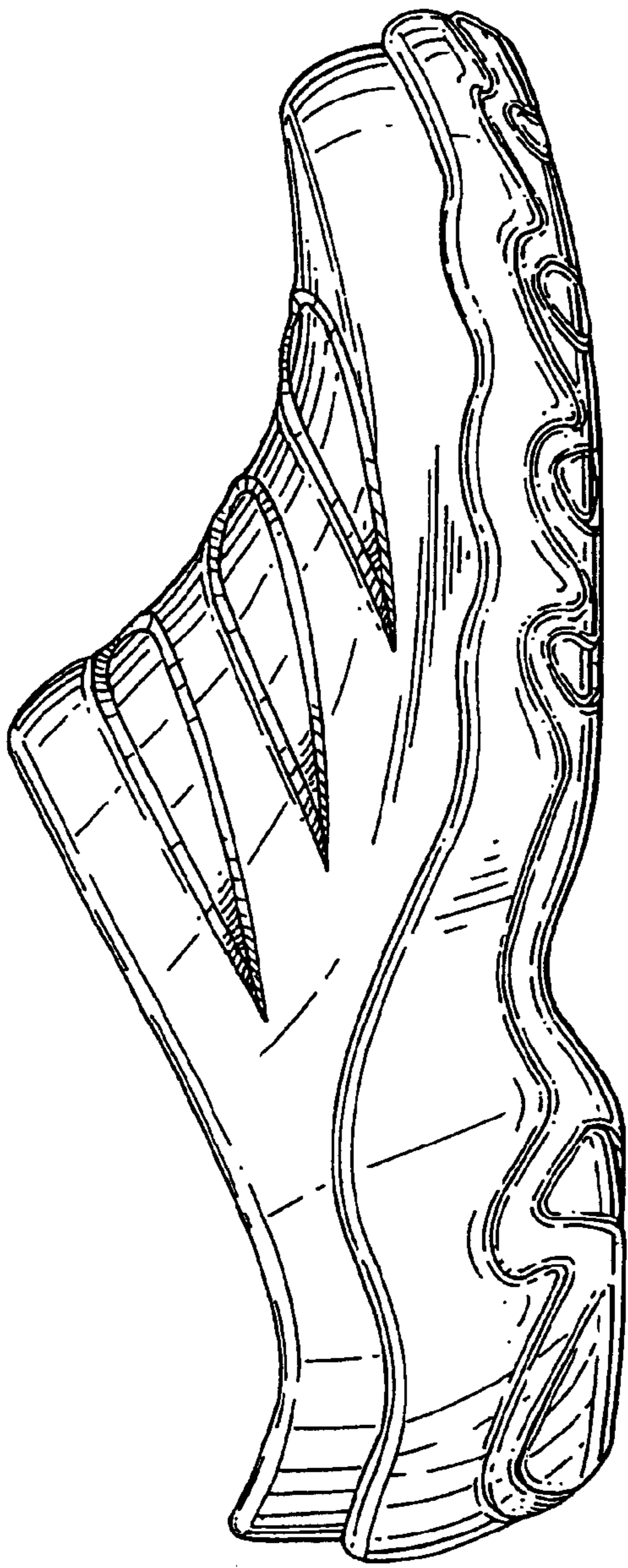


FIG. 4

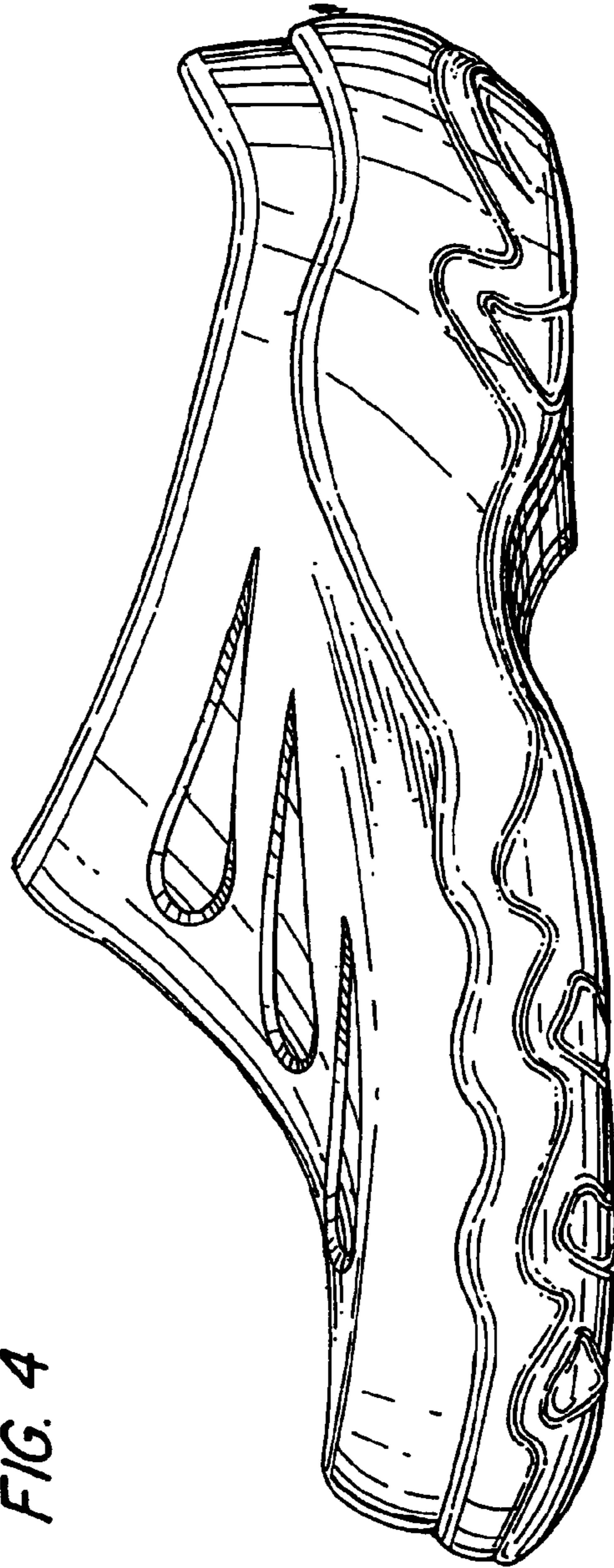


FIG. 5

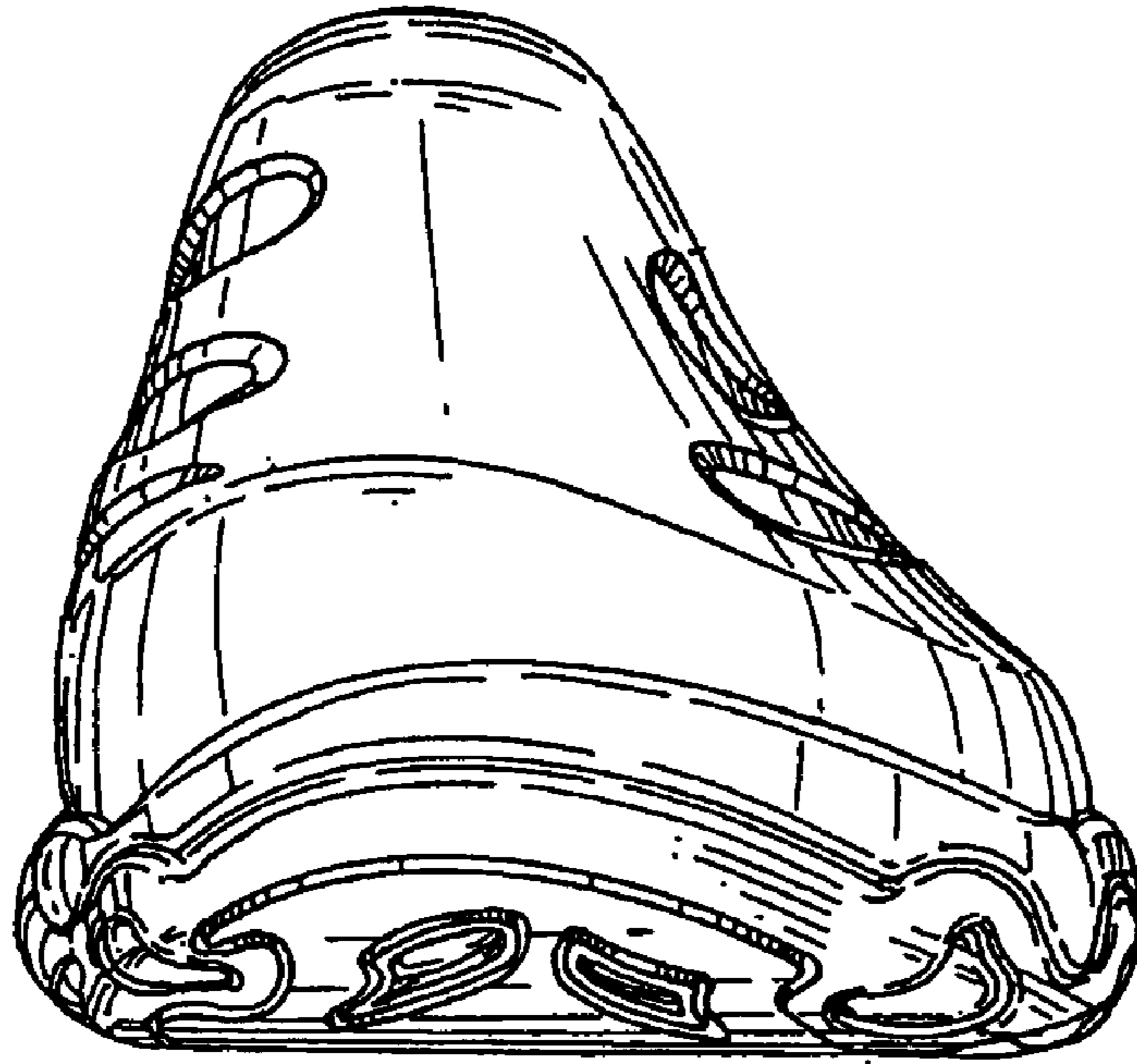


FIG. 6

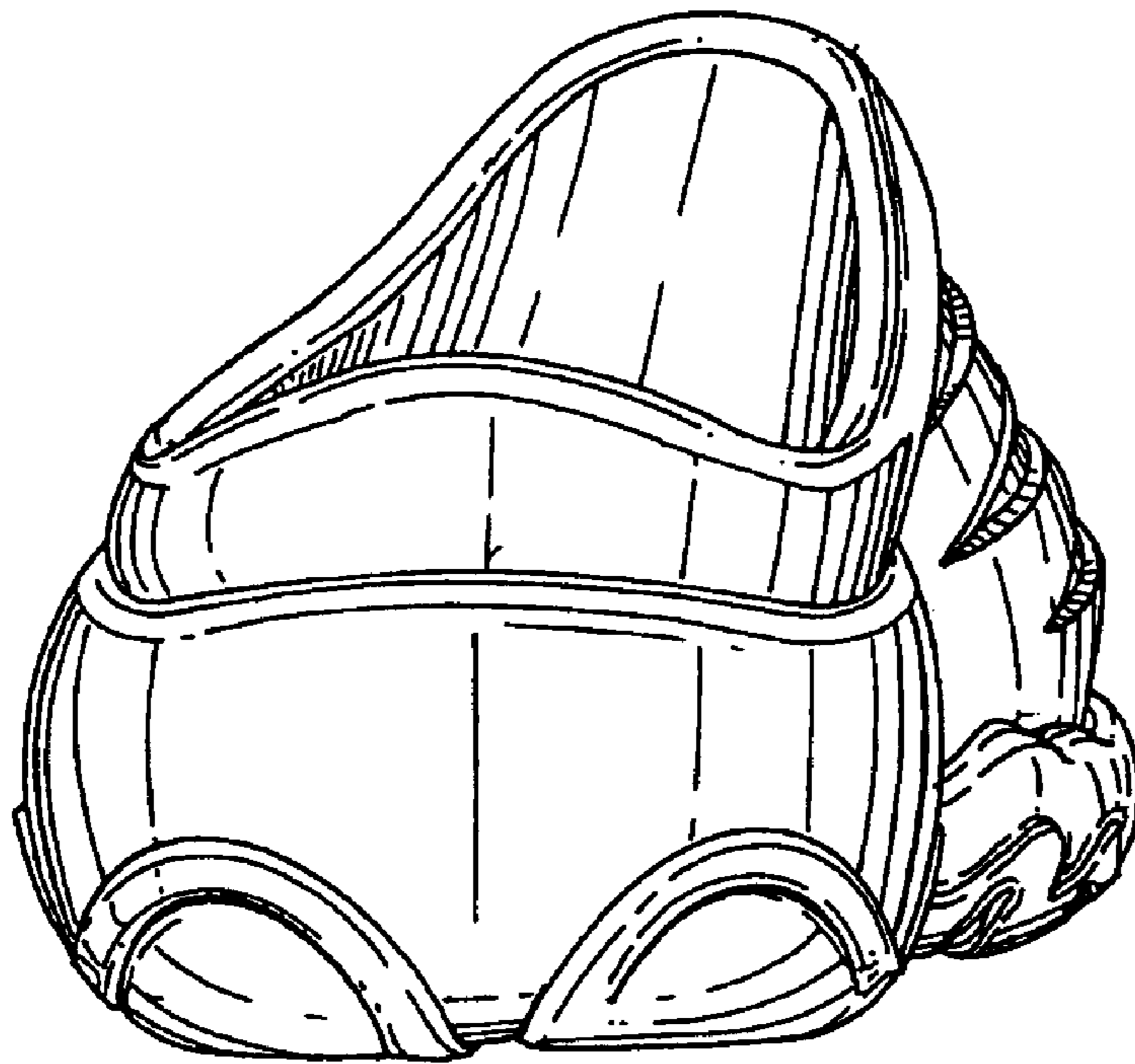


FIG. 7



FIG. 8



FIG. 9

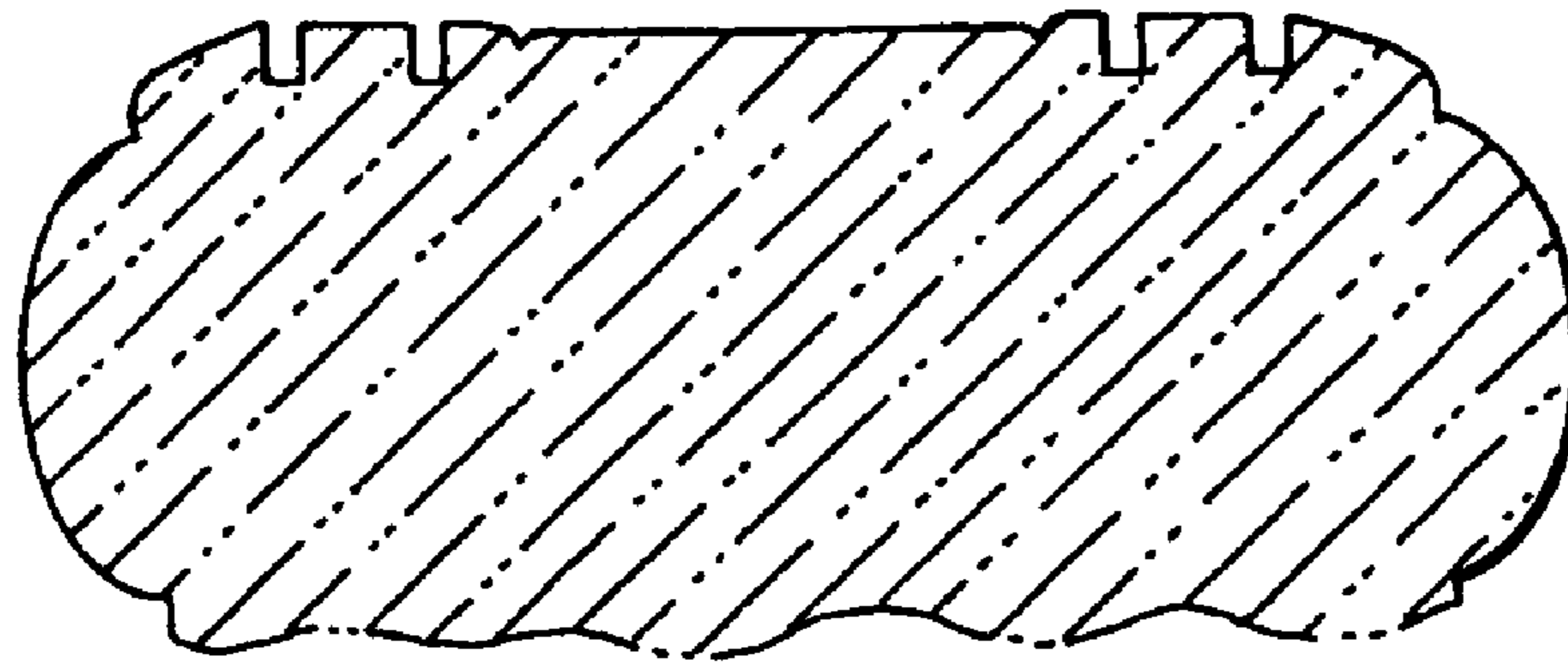


FIG. 10