



US00D528262S

(12) **United States Design Patent**  
**Saruhashi**

(10) **Patent No.:** **US D528,262 S**

(45) **Date of Patent:** **\*\* Sep. 19, 2006**

(54) **NECKTIE**

(75) **Inventor:** **Nozomu Saruhashi, Osaka (JP)**

(73) **Assignee:** **Nova Co., Ltd. (JP)**

(\*\*) **Term:** **14 Years**

(21) **Appl. No.:** **29/202,427**

(22) **Filed:** **Mar. 30, 2004**

(30) **Foreign Application Priority Data**

Oct. 9, 2003 (JP) ..... 2003-29769

(51) **LOC (8) Cl.** ..... **02-05**

(52) **U.S. Cl.** ..... **D2/605**

(58) **Field of Classification Search** ..... D2/600,  
D2/605, 500; 2/144, 145, 150, 157  
See application file for complete search history.

(56) **References Cited**

**U.S. PATENT DOCUMENTS**

D136,235 S \* 8/1943 Urdang ..... D2/605  
2,343,979 A \* 3/1944 Kaplan ..... 2/146

D183,458 S \* 9/1958 Klaus ..... D2/605  
2,860,346 A \* 11/1958 Siebler et al. .... 2/157  
3,025,528 A \* 3/1962 Minter ..... 2/144  
3,487,471 A \* 1/1970 Hagen ..... 2/145

\* cited by examiner

*Primary Examiner*—Paula A. Greene

(74) *Attorney, Agent, or Firm*—Kusner & Jaffe


(57) **CLAIM**

The ornamental design for a necktie, as shown and described.

**DESCRIPTION**

FIG. 1 is a front view of a necktie showing my new design;  
FIG. 2 is a rear view thereof;  
FIG. 3 is a left-side view thereof, the right-side view being  
a mirror image thereof;  
FIG. 4 is a top view thereof;  
FIG. 5 is a bottom view thereof; and,  
FIG. 6 is an enlarged front view of the lower portion of a  
necktie shown broken away for ease of illustration.

**1 Claim, 3 Drawing Sheets**



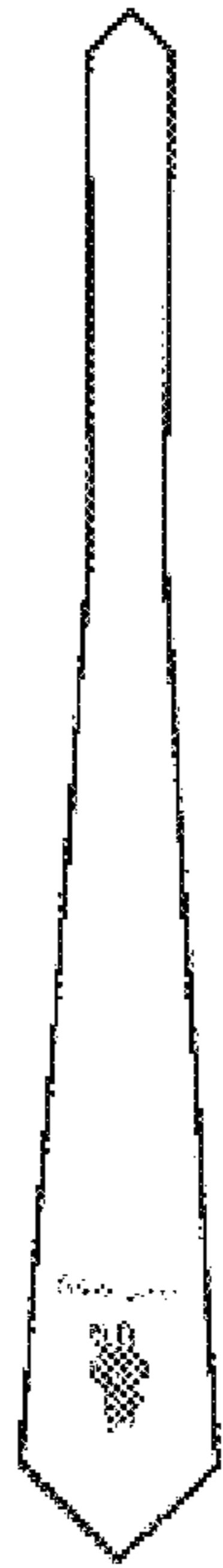


FIG. 1

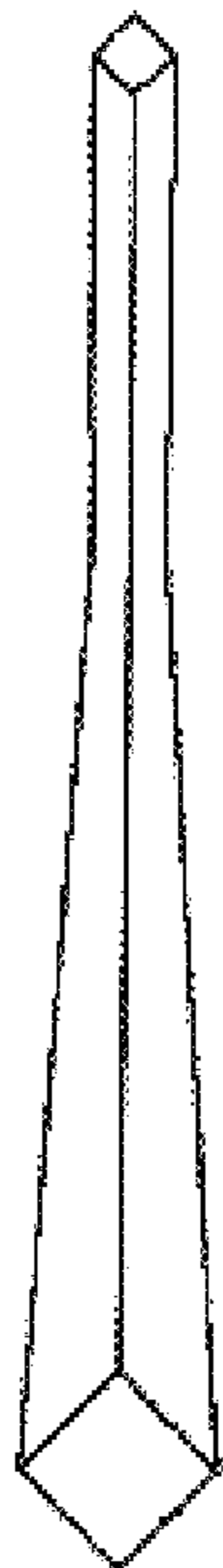


FIG. 2



**FIG. 3**



**FIG. 4**



**FIG. 5**



**FIG. 6**