



US00D528251S

(12) **United States Design Patent**
Lion et al.

(10) **Patent No.:** **US D528,251 S**

(45) **Date of Patent:** **** Sep. 12, 2006**

(54) **GLOVE**

(75) Inventors: **Mathieu Lion**, Paris (FR); **Lucas Bignon**, Cachan (FR)

(73) Assignee: **Mastrad**, Paris (FR)

(**) Term: **14 Years**

(21) Appl. No.: **29/232,160**

(22) Filed: **Jun. 15, 2005**

(51) **LOC (8) Cl.** **29-02**

(52) **U.S. Cl.** **D29/118**

(58) **Field of Classification Search** D2/610,
D2/615-623; D29/113, 117.1-119, 120.1,
D29/123; 2/16, 20, 59, 158, 159; D24/190;
D28/63; D30/158

See application file for complete search history.

(56) **References Cited**

U.S. PATENT DOCUMENTS

| | | | |
|---------------|--------|-------------------|------|
| 2,187,430 A | 1/1940 | Olmsted et al. | |
| D183,522 S | 9/1958 | Jackman | |
| 2,889,556 A | 6/1959 | Mehler | |
| D188,035 S | 5/1960 | Mackay | |
| 4,209,877 A * | 7/1980 | Colasent | 2/20 |
| D268,222 S | 3/1983 | Chen | |
| 4,845,781 A | 7/1989 | Strickland et al. | |
| 5,625,900 A | 5/1997 | Hayes | |

| | | | |
|-------------------|--------|---------------|---------|
| D380,285 S * | 7/1997 | Babcock | D2/610 |
| 5,878,438 A | 3/1999 | Ragsdale | |
| 6,532,597 B1 | 3/2003 | Bignon et al. | |
| 6,564,389 B1 * | 5/2003 | Laughlin | 2/158 |
| D477,690 S | 7/2003 | Howell et al. | |
| 2003/0126669 A1 | 7/2003 | Bignon et al. | |
| 2005/0177923 A1 * | 8/2005 | Simic | 2/161.6 |

FOREIGN PATENT DOCUMENTS

| | | |
|----|-------------|---------|
| DE | 19837247 A1 | 8/1998 |
| GB | 1214555 | 12/1970 |

* cited by examiner

Primary Examiner—Robert A. Delehanty

(74) *Attorney, Agent, or Firm*—Cowan, Liebowitz & Latman, P.C.; Mark Montague

(57) **CLAIM**

The ornamental design for a glove, as shown and described.

DESCRIPTION

FIG. 1 is a perspective view of the glove of the present invention;

FIG. 2 is a side plan view of the glove;

FIG. 3 is a front plan view of the glove;

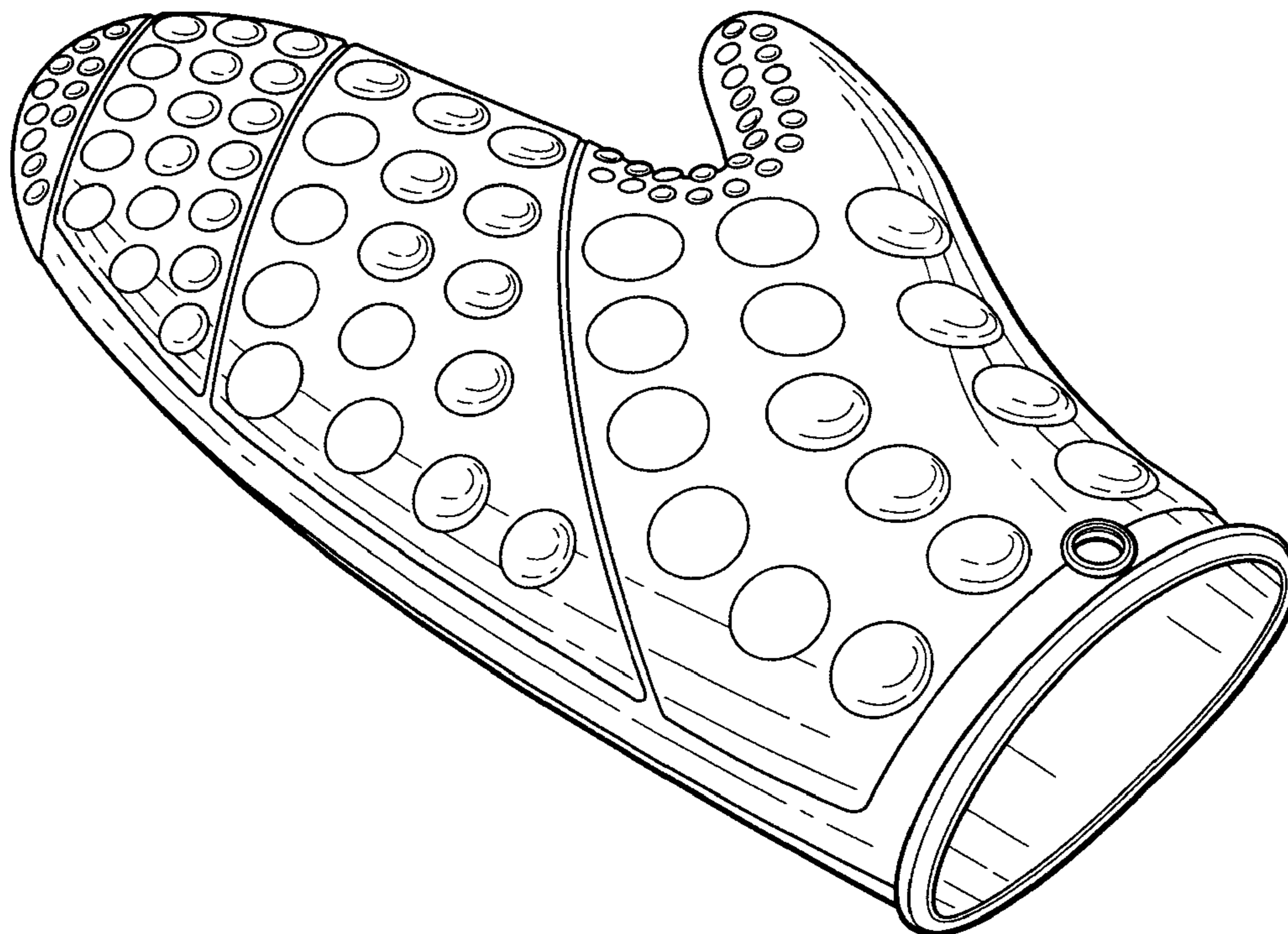
FIG. 4 is a left side view of the glove;

FIG. 5 is a right side view of the glove;

FIG. 6 is a front elevational view of the glove; and,

FIG. 7 is a rear elevational view of the glove.

1 Claim, 3 Drawing Sheets



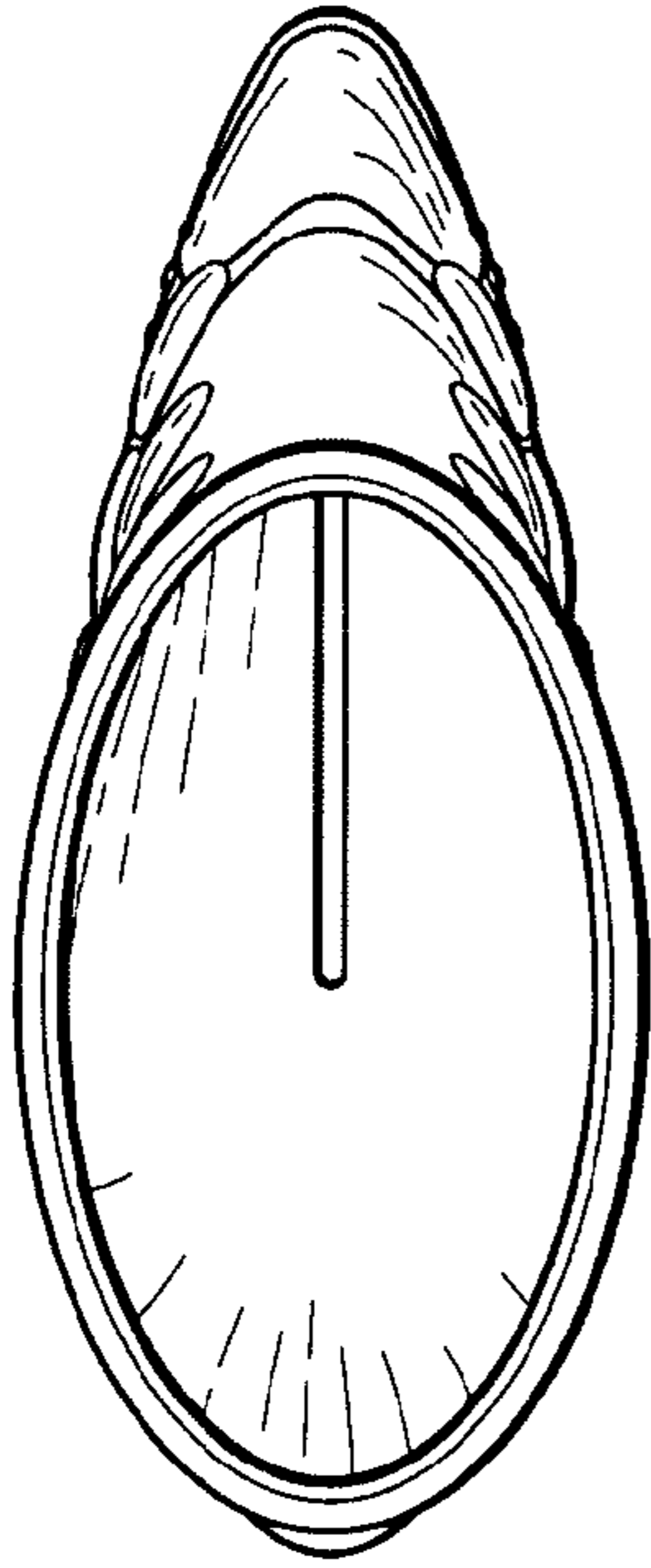


FIG. 2

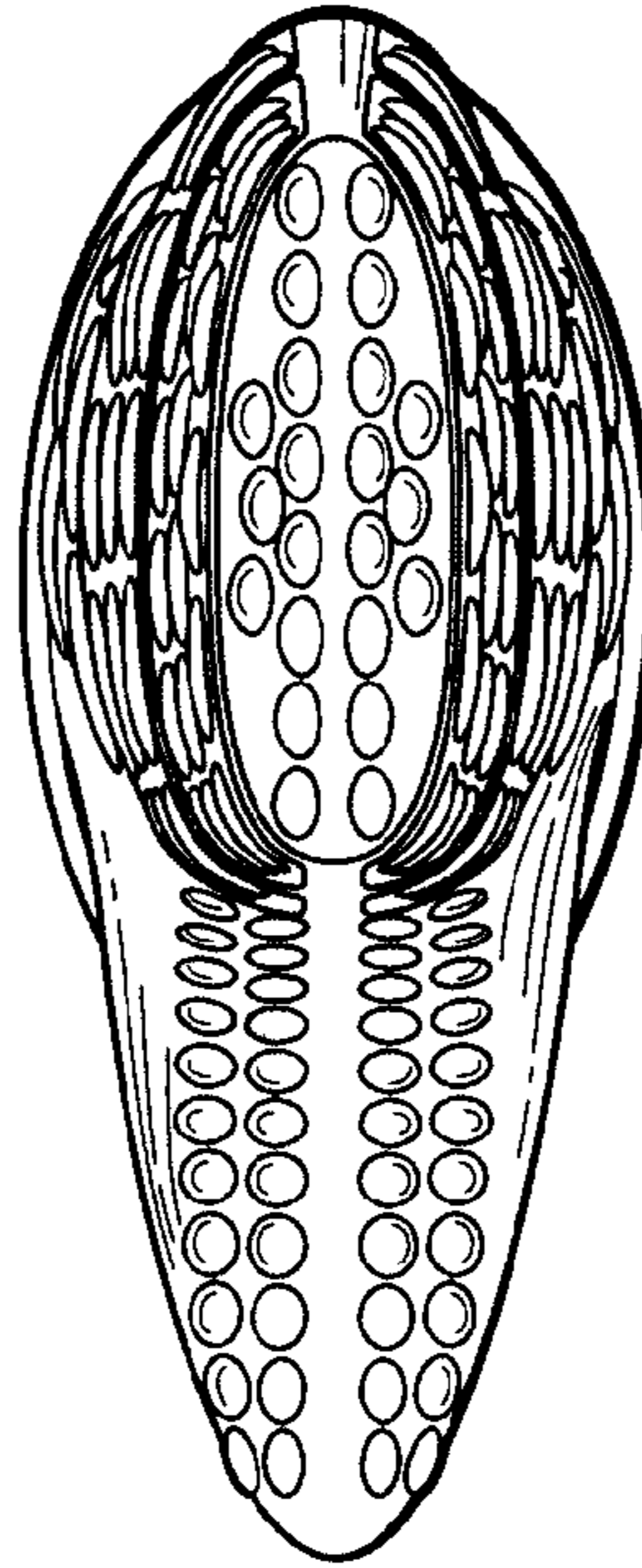


FIG. 3

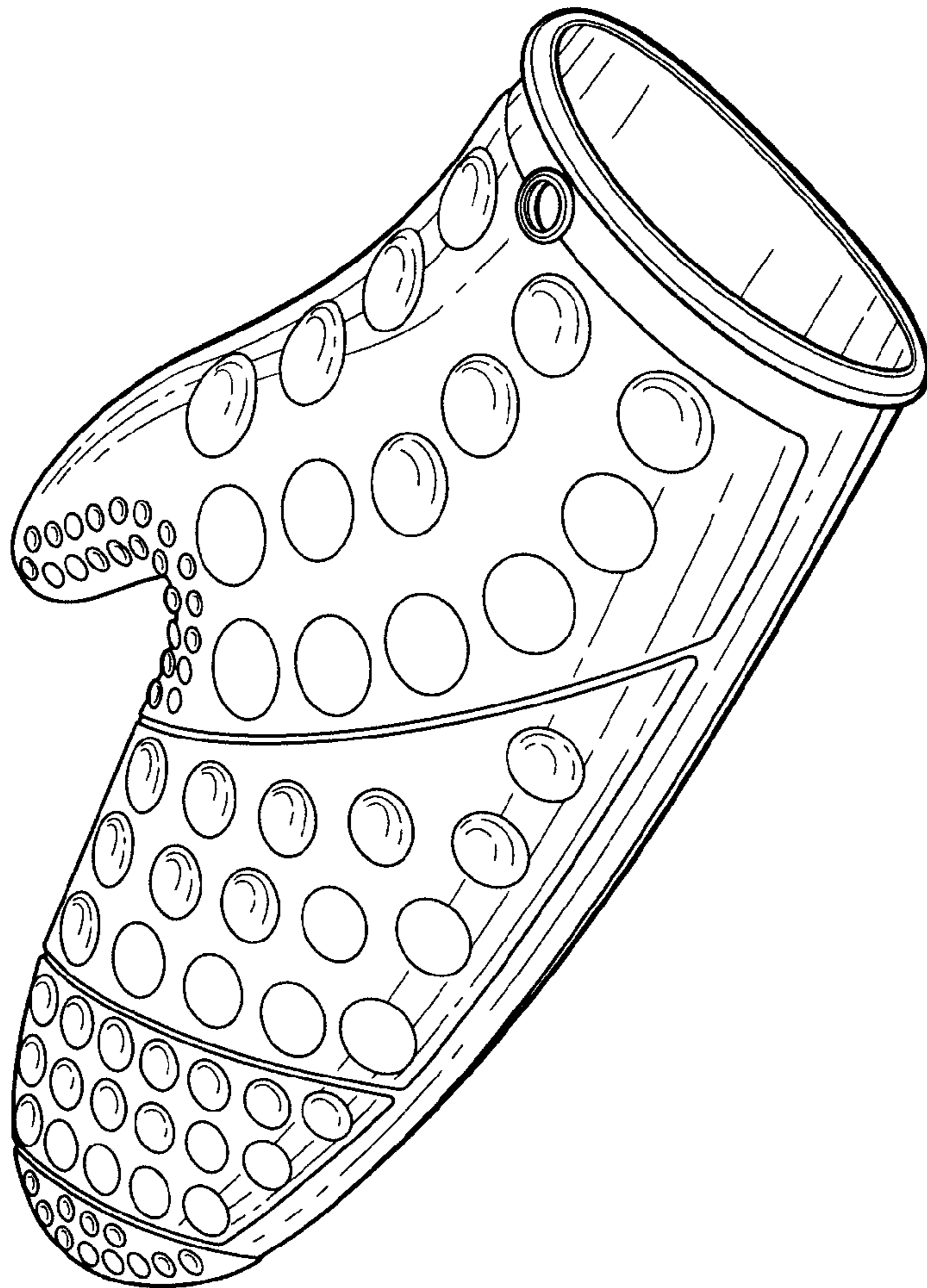


FIG. 1

