



US00D528233S

(12) **United States Design Patent**
Lin

(10) **Patent No.:** **US D528,233 S**

(45) **Date of Patent:** **** Sep. 12, 2006**

(54) **EXTERIOR SURFACE CONFIGURATION OF
A VEHICLE REAR LIGHT**

D518,198 S * 3/2006 Chuang D26/28

* cited by examiner

(76) Inventor: **Yu-Chu Lin**, No. 477, Chung Shan N.
Rd., Yung Kang City, Tainan Hsien
(TW)

Primary Examiner—Marcus A. Jackson

(74) *Attorney, Agent, or Firm*—Rosenberg, Klein & Lee

(**) Term: **14 Years**

(57) **CLAIM**

I claim, the ornamental design for an exterior surface configuration of a vehicle rear light, as shown and described.

(21) Appl. No.: **29/234,850**

DESCRIPTION

(22) Filed: **Jul. 25, 2005**

(51) **LOC (8) Cl.** **26-06**

FIG. 1 is a perspective view from the front right of an exterior surface configuration of a vehicle rear light showing my present design;

(52) **U.S. Cl.** **D26/28**

FIG. 2 is a front view thereof;

(58) **Field of Classification Search** D26/28-36;
362/459-468, 475-478, 485-487

FIG. 3 is a right view thereof; and,

See application file for complete search history.

FIG. 4 is a top view thereof.

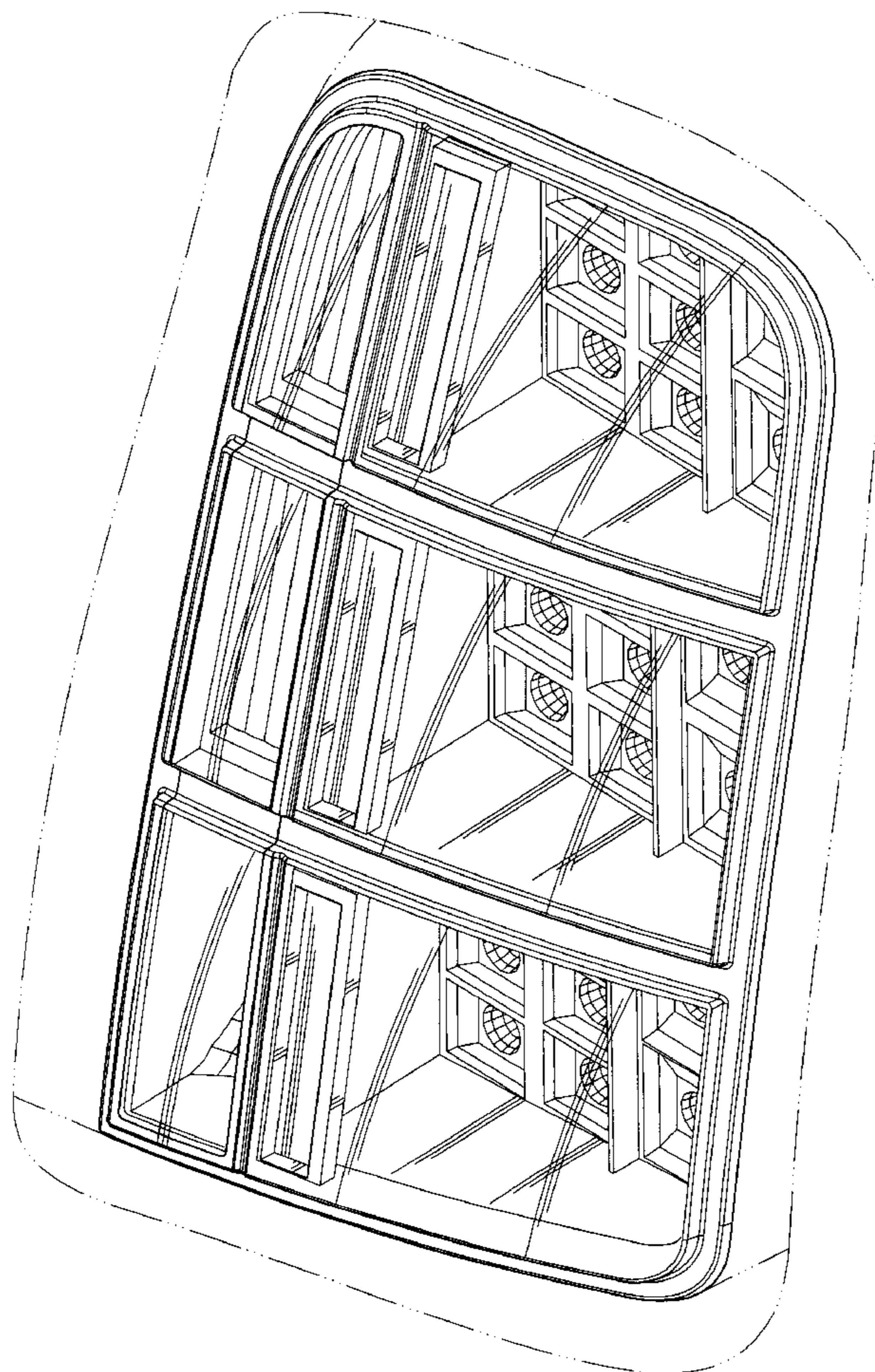
(56) **References Cited**

This design represents one embodiment of a design for an exterior surface configuration of a vehicle rear light. The drawings and descriptions represent the right side embodiment. The design also contemplates a mirror symmetrical embodiment on the left side of the vehicle. The dash line included denotes environment and is not part of the claimed design.

U.S. PATENT DOCUMENTS

D502,562 S	*	3/2005	Lin	D26/28
D506,277 S	*	6/2005	Ito	D26/28
D506,557 S	*	6/2005	Lin	D26/28
D509,005 S	*	8/2005	Iwasaki	D26/28
D518,193 S	*	3/2006	Koyama et al.	D26/28

1 Claim, 4 Drawing Sheets



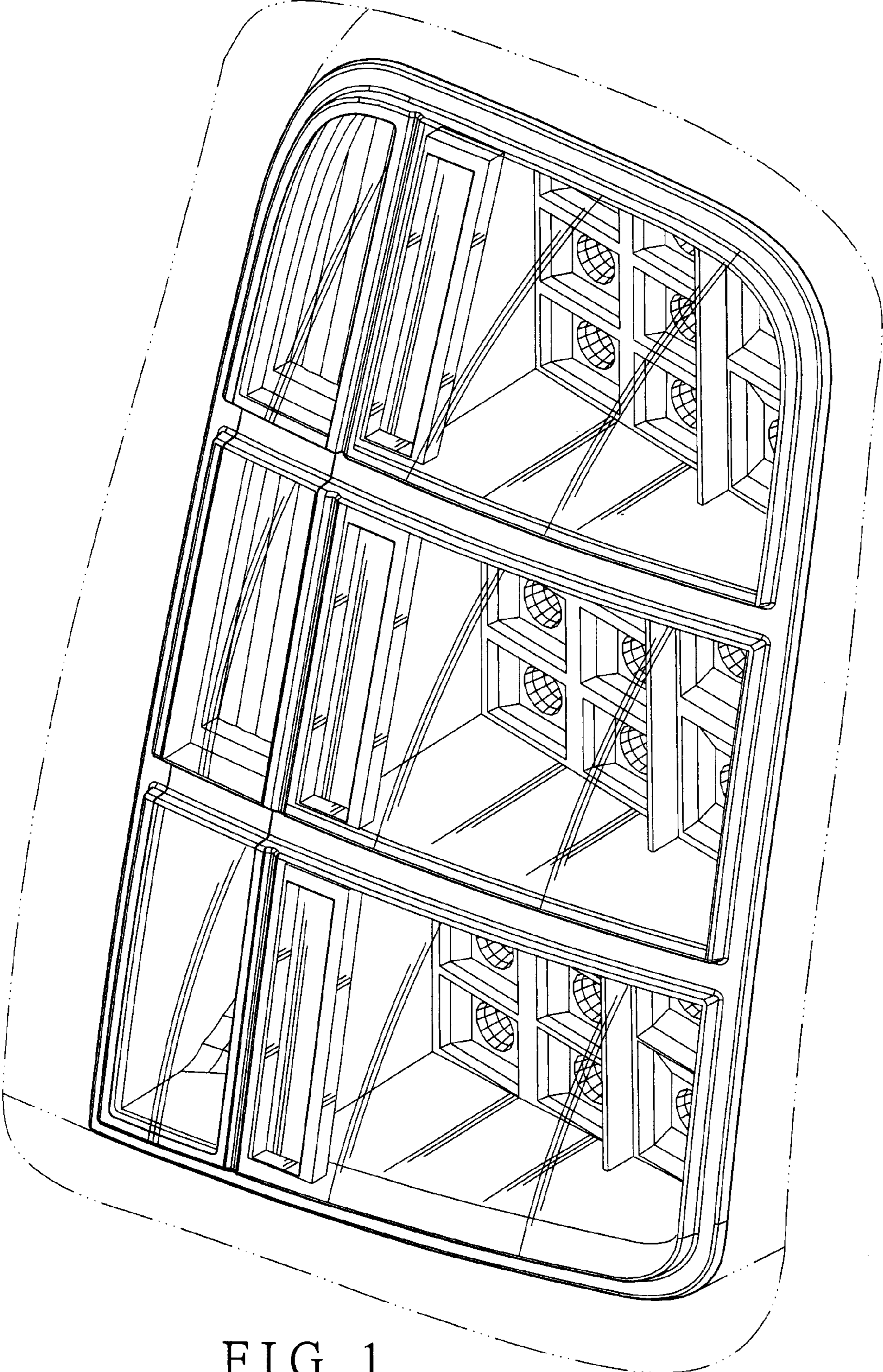


FIG. 1




FIG. 2

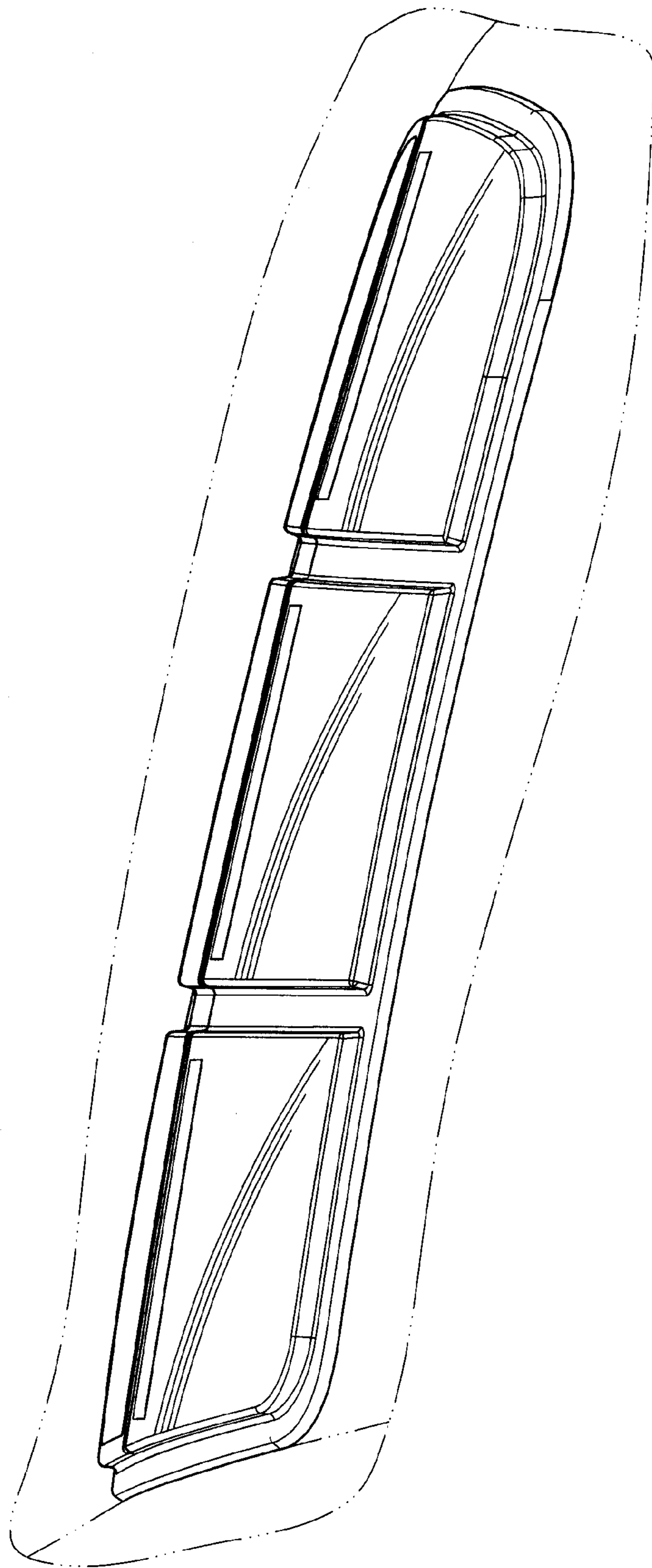


FIG. 3

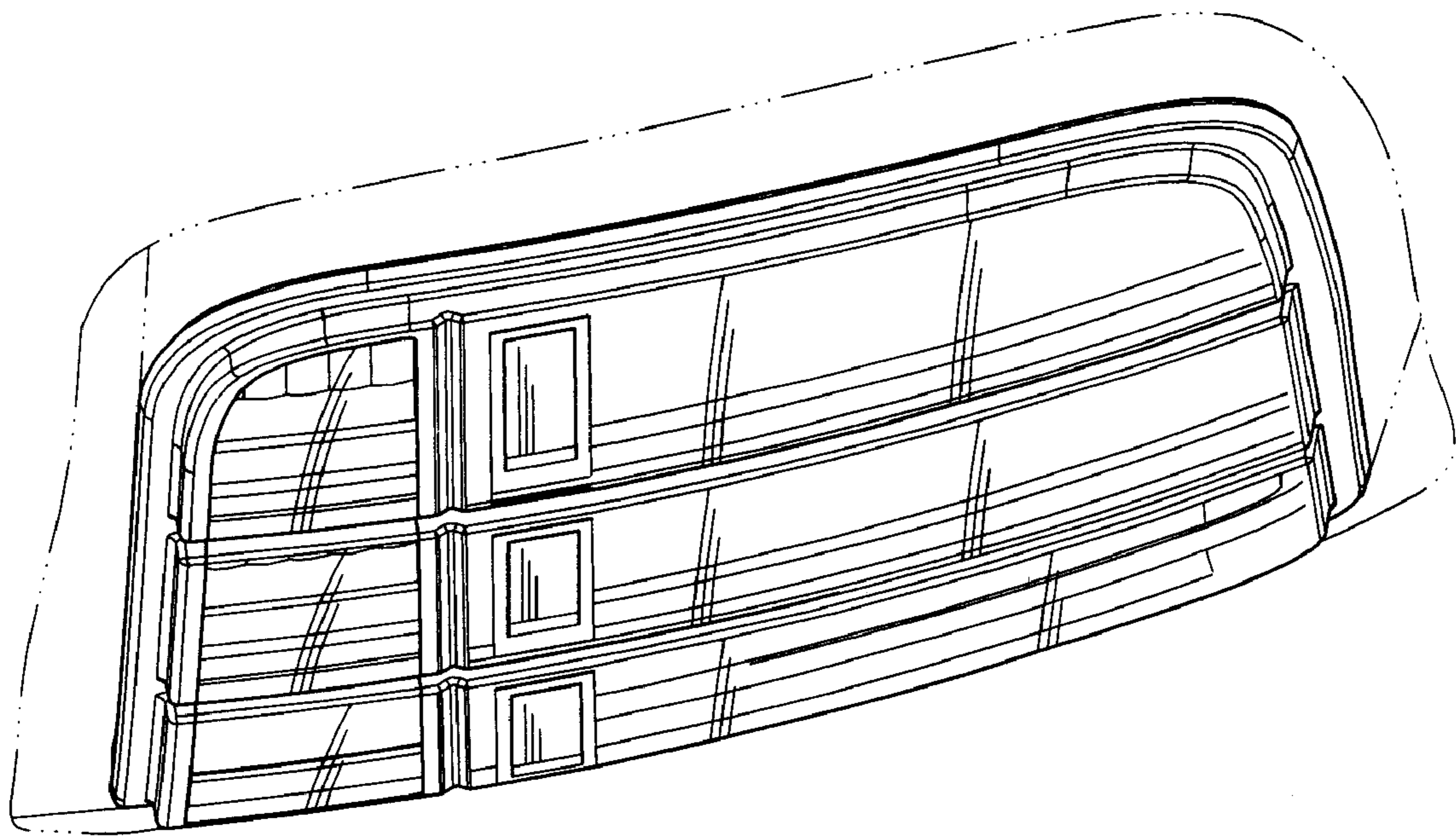


FIG. 4