



US00D528198S

(12) **United States Design Patent**
Dye

(10) **Patent No.:** **US D528,198 S**

(45) **Date of Patent:** **** Sep. 12, 2006**

(54) **CEILING FAN HOUSING**

D416,084 S * 11/1999 Johnson D23/411

(75) Inventor: **David L. Dye**, Grapevine, TX (US)

* cited by examiner

(73) Assignee: **Craftmade International, Inc.**,
Coppell, TX (US)

Primary Examiner—Lisa Lichtenstein

(74) *Attorney, Agent, or Firm*—Haynes and Boone, LLP

(**) Term: **14 Years**

(57) **CLAIM**

The ornamental design for a ceiling fan housing, as shown and described.

(21) Appl. No.: **29/221,071**

(22) Filed: **Jan. 11, 2005**

DESCRIPTION

(51) **LOC (8) Cl.** **23-04**

FIG. 1 is a perspective view of the ceiling fan housing showing my new design;

(52) **U.S. Cl.** **D23/411**

FIG. 2 is a front elevational view thereof, the rear elevational view being the same;

(58) **Field of Classification Search** D23/411,

D23/413, 377, 379, 385; 416/5

FIG. 3 is a right side elevational view thereof, the left side elevational view being the same;

See application file for complete search history.

FIG. 4 is a top plan view thereof; and,

(56) **References Cited**

FIG. 5 is a bottom plan view thereof and is aligned with FIG. 3.

U.S. PATENT DOCUMENTS


D370,973 S * 6/1996 Wu D23/411

Any broken line illustration of environmental structure in the drawings is not part of the design sought to be patented.

D407,810 S * 4/1999 Jaspers-Fayer D23/377

D414,258 S * 9/1999 Yao D23/411

1 Claim, 3 Drawing Sheets






Fig. 1



Fig. 2

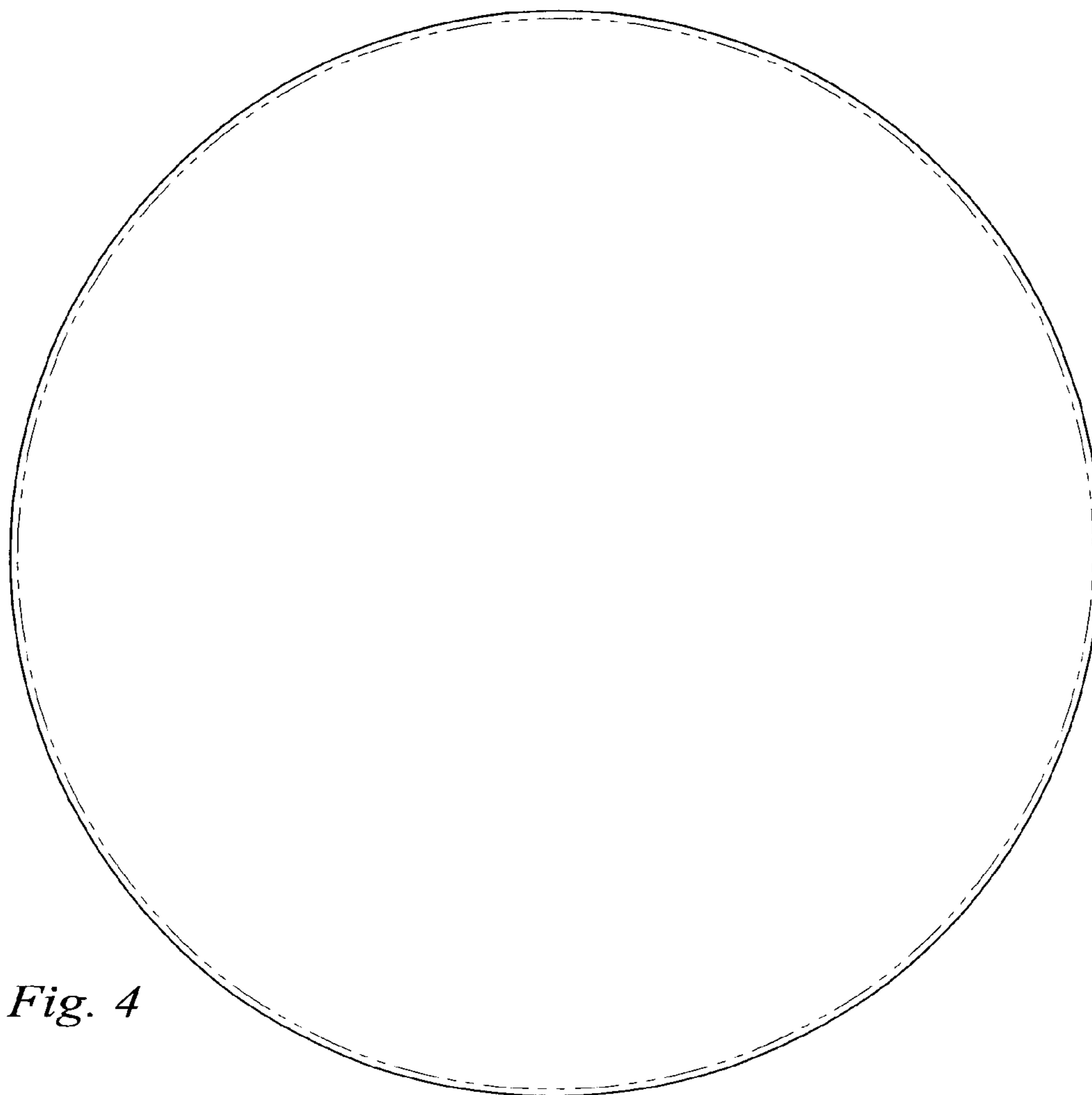


Fig. 4




Fig. 3

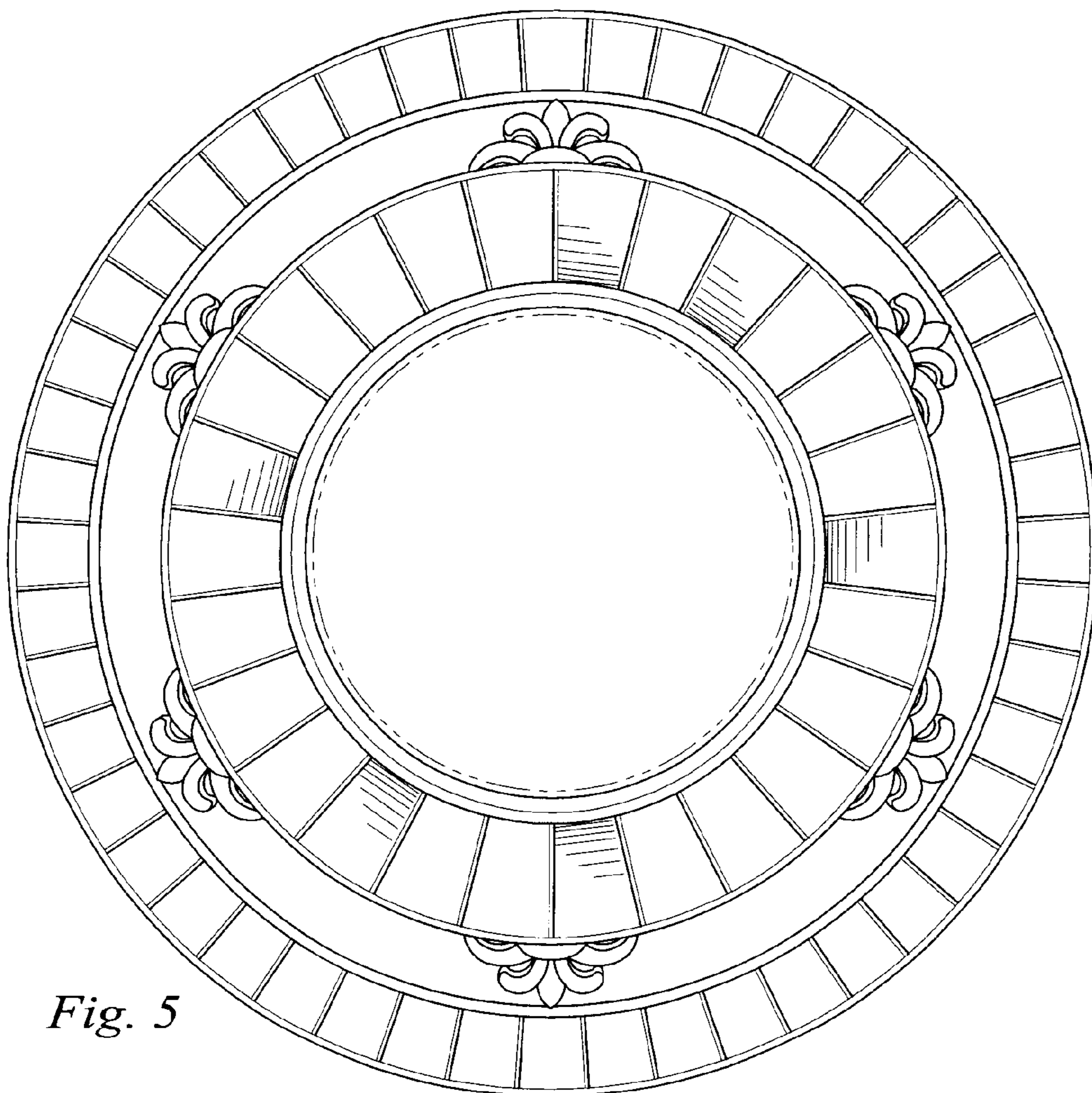


Fig. 5