



US00D528197S

(12) **United States Design Patent**
Fok

(10) **Patent No.:** **US D528,197 S**

(45) **Date of Patent:** **** Sep. 12, 2006**

(54) **ELECTRIC FAN**

D479,874 S * 9/2003 Shapiro D23/378
D483,466 S * 12/2003 Shapiro D23/378

(76) Inventor: **Su-Tim Fok**, 6th Johos Road, Foshan City, GuangDong (CN), 528000

* cited by examiner

(**) Term: **14 Years**

Primary Examiner—Lisa Lichtenstein
(74) *Attorney, Agent, or Firm*—RatnerPrestia

(21) Appl. No.: **29/232,963**

(22) Filed: **Jun. 24, 2005**

(57) **CLAIM**

The ornamental design for an electric fan, as shown and described.

(30) **Foreign Application Priority Data**

Mar. 17, 2005 (CN) 2005300546845

DESCRIPTION

(51) **LOC (8) Cl.** **23-04**

(52) **U.S. Cl.** **D23/378**

(58) **Field of Classification Search** D23/378,
D23/370, 332, 381; 416/244 R, 247 R; 415/53.1–53.3;
392/365, 367

FIG. 1 is the front view of the electric fan showing the new design,

FIG. 2 is the rear view thereof,

FIG. 3 is the left view thereof,

FIG. 4 is the right view thereof,

FIG. 5 is the top view thereof; and,

FIG. 6 is the perspective view thereof.


See application file for complete search history.

(56) **References Cited**

U.S. PATENT DOCUMENTS

D423,093 S * 4/2000 Fok D23/378

1 Claim, 3 Drawing Sheets






FIG. 1




FIG. 2




FIG. 3




FIG. 4




FIG. 5

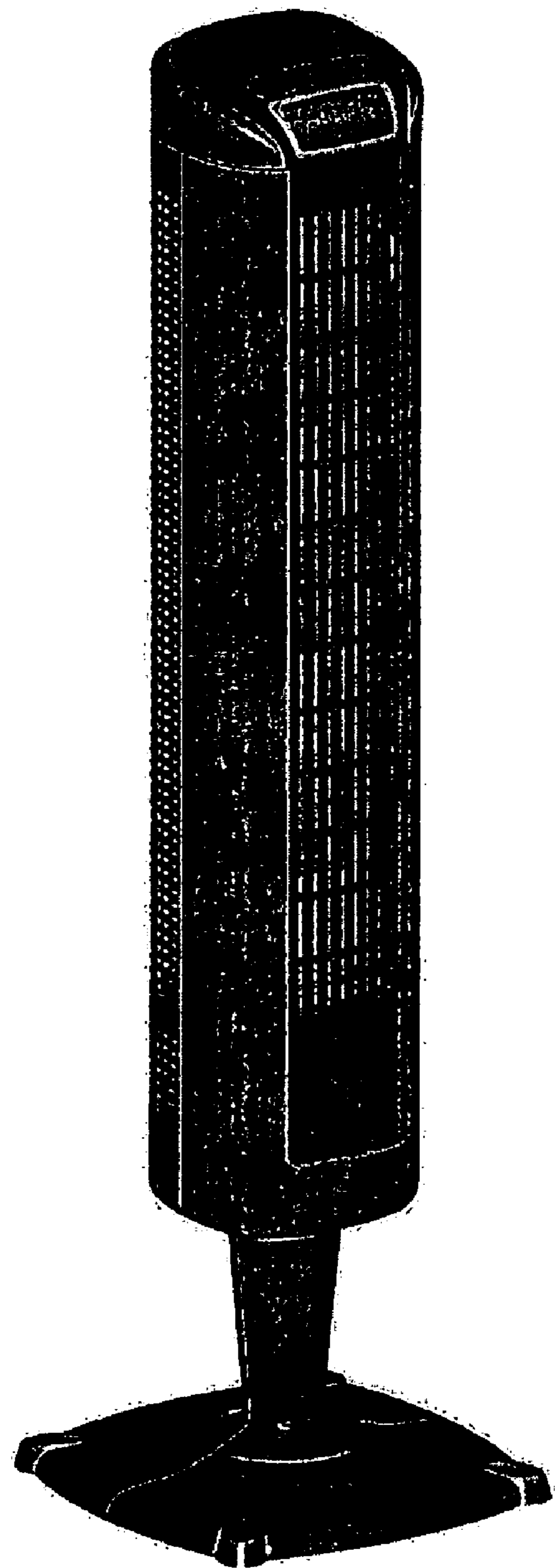


FIG. 6