



US00D528089S

(12) **United States Design Patent**  
**Yoshikawa et al.**

(10) **Patent No.:** **US D528,089 S**

(45) **Date of Patent:** **\*\* Sep. 12, 2006**

(54) **DIGITAL VIDEO DISC RECORDER**

(75) Inventors: **Masao Yoshikawa**, Takatuki (JP);  
**Jyunichi Yamada**, Hidaka (JP)

(73) Assignee: **Matsushita Electrical Industrial Co., Ltd.**, Osaka (JP)

(\*\*) Term: **14 Years**

(21) Appl. No.: **29/228,530**

(22) Filed: **Apr. 25, 2005**

(30) **Foreign Application Priority Data**

Mar. 9, 2005 (JP) ..... 2005-006955

(51) **LOC (8) Cl.** ..... **14-01**

(52) **U.S. Cl.** ..... **D14/136**

(58) **Field of Classification Search** ..... D14/135-136,  
D14/156-157, 160-165, 167-168, 192-198,  
D14/188, 217, 257, 258, 445; 360/99.02,  
360/99.07; 369/75.11, 75.21, 77.21, 77.11;  
720/612, 619, 647, 655; 455/344, 347-351  
See application file for complete search history.

(56) **References Cited**

**U.S. PATENT DOCUMENTS**

- 4,509,158 A \* 4/1985 Kang ..... 369/77.21
- D301,881 S \* 6/1989 Yang ..... D14/136
- D311,915 S 11/1990 Hong
- D408,809 S 4/1999 Sakamoto et al.
- D408,810 S 4/1999 Sakamoto et al.
- D410,919 S 6/1999 Sato et al.
- D416,554 S 11/1999 Sakamoto et al.
- D428,865 S 8/2000 Nishiwaki et al.
- D432,111 S 10/2000 Takahashi et al.
- D438,852 S 3/2001 Makino et al.

- D443,257 S 6/2001 Makino et al.
- D448,741 S 10/2001 Makino et al.
- D466,876 S \* 12/2002 Usami et al. .... D14/136
- D472,534 S 4/2003 Ueno et al.
- D485,245 S \* 1/2004 Shiraki et al. .... D14/136

**FOREIGN PATENT DOCUMENTS**

- JP 1089445 10/2000
- JP 1119356 7/2001
- JP D1120218 9/2001
- JP D1197088 2/2004

**OTHER PUBLICATIONS**

Panasonic Models "DMR-E55" and "DMR-E85H" Catalog issued in 2004 by Matsushita Electric Industrial Co., Ltd.

\* cited by examiner

*Primary Examiner*—Nanda Bondade

(74) *Attorney, Agent, or Firm*—Brinks Hofer Gilson & Lione

(57) **CLAIM**

We claim the ornamental design for a digital video disc recorder, as shown and described.

**DESCRIPTION**

FIG. 1 is a top perspective view of a digital video disc recorder of the present invention;  
FIG. 2 is a front view thereof;  
FIG. 3 is a first side view thereof;  
FIG. 4 is a second side view thereof;  
FIG. 5 is a top view thereof;  
FIG. 6 is a rear view thereof; and,  
FIG. 7 is a bottom view thereof.

**1 Claim, 3 Drawing Sheets**

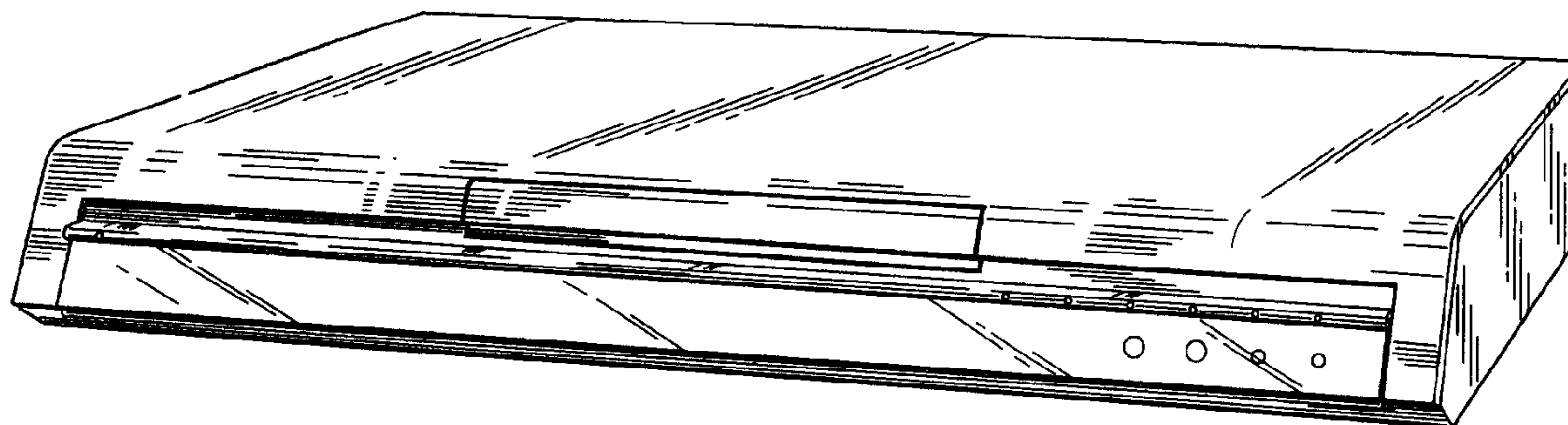


FIG.1

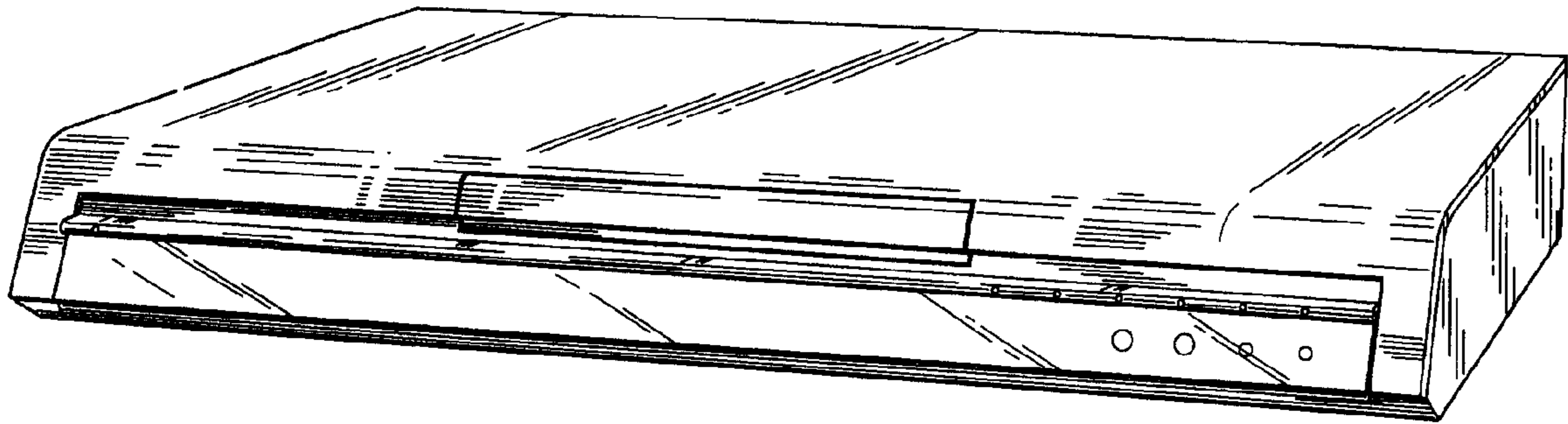


FIG.2

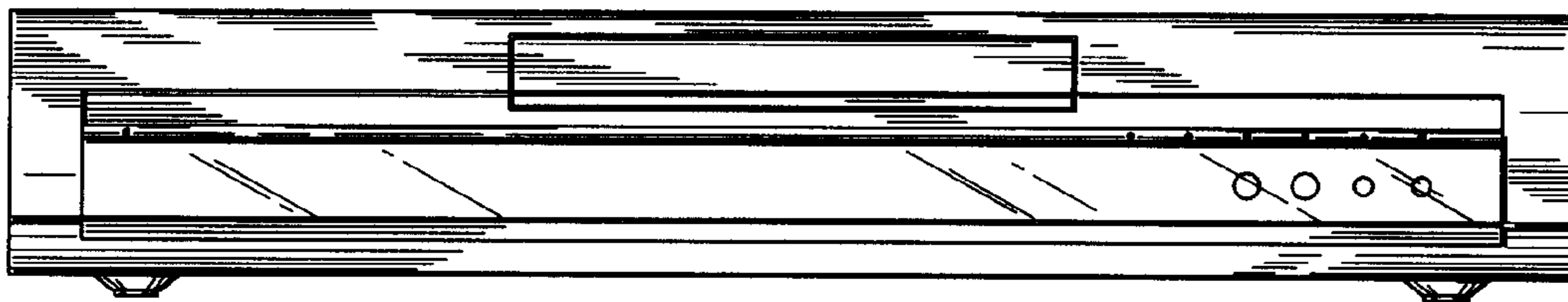


FIG.3

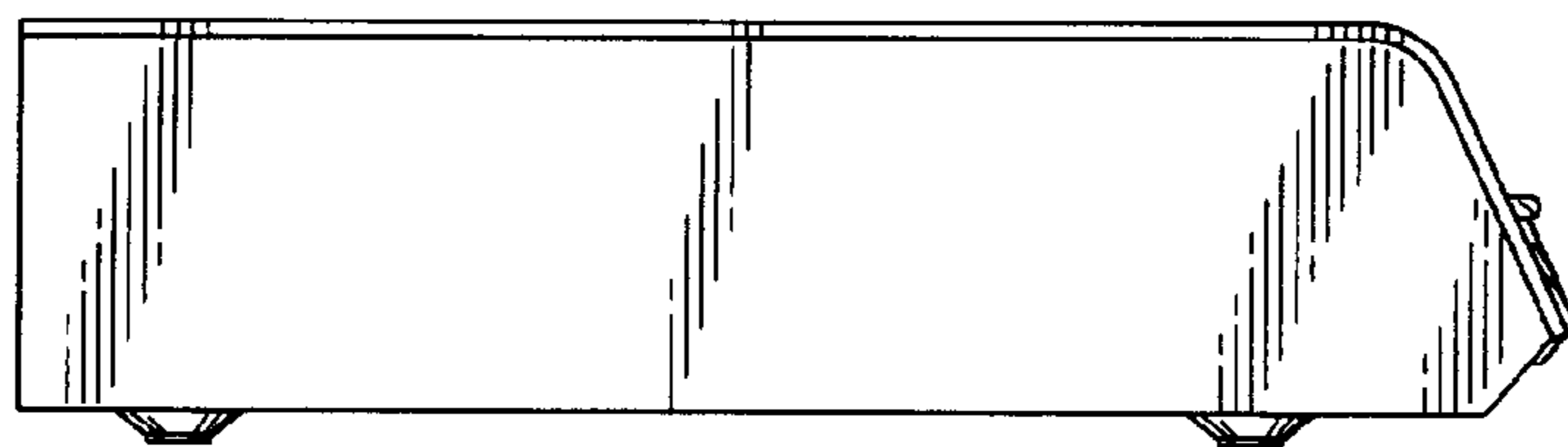


FIG.4

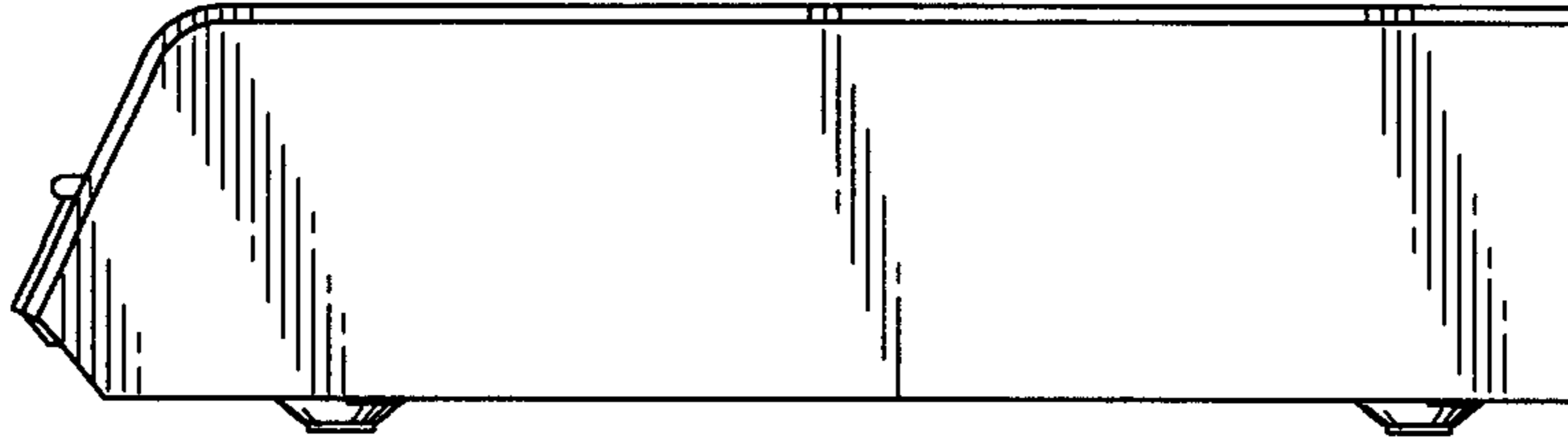


FIG.5

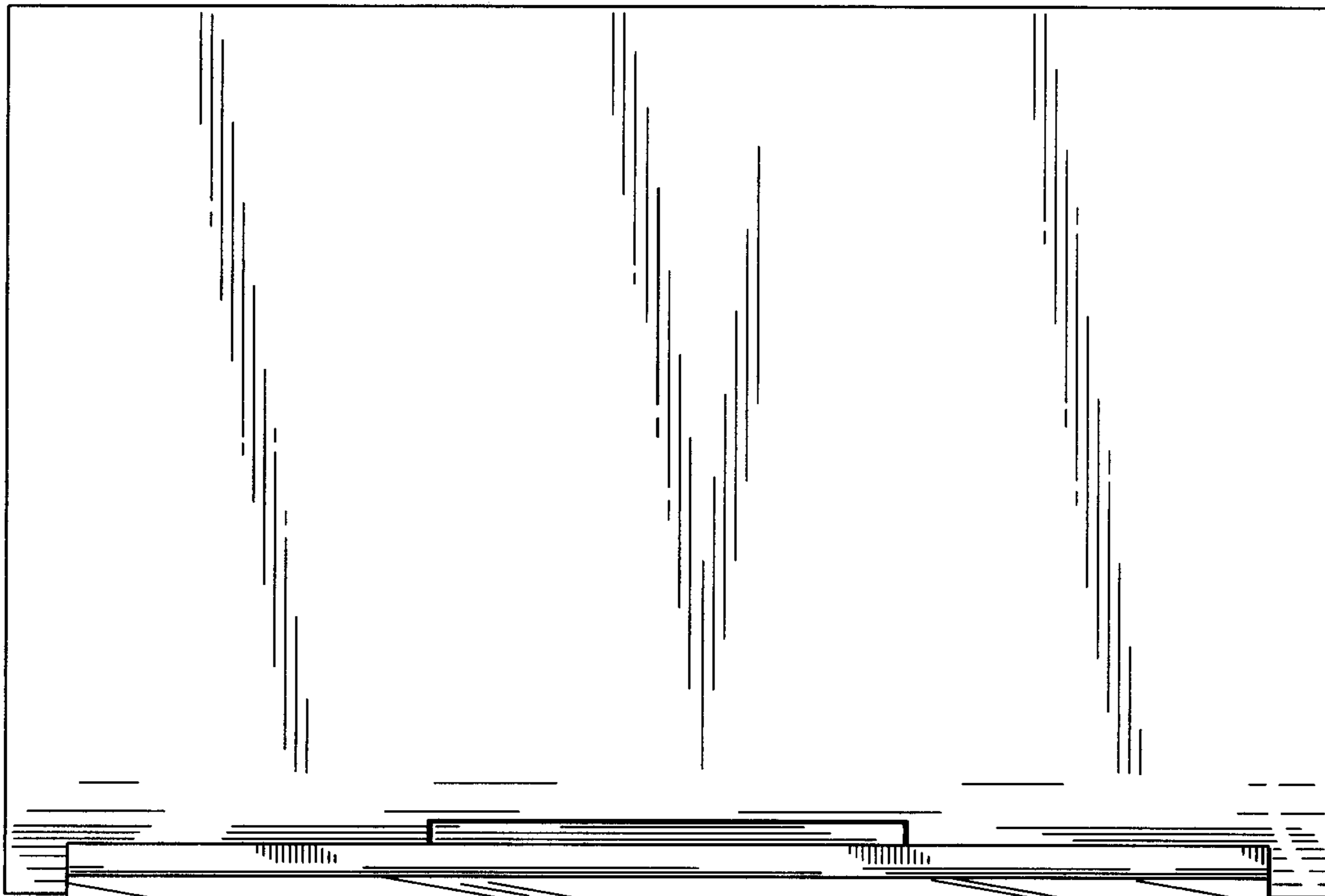


FIG.6

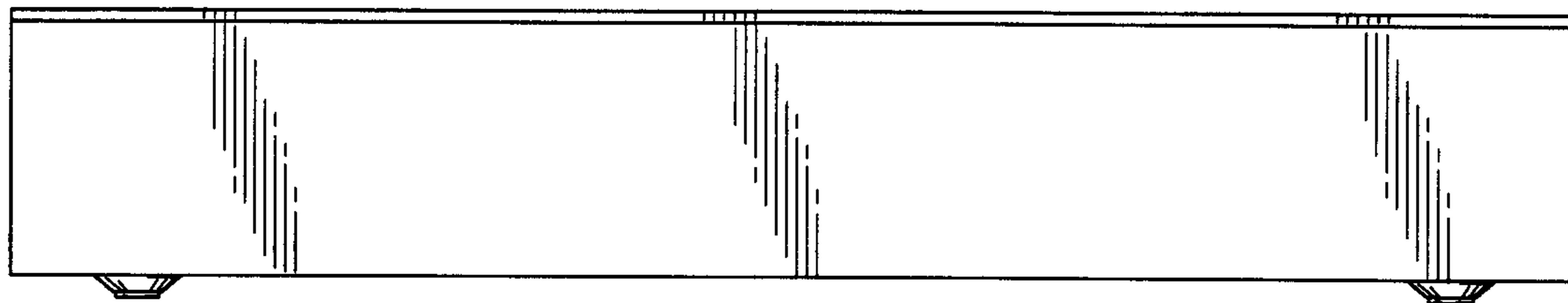


FIG.7

